

Report No.:

Test Time: 2023-03-16 10:56

## Luminaire Property

Luminaire Manufacturer:

Lamp Description: OJL300 B

Luminous Length (mm): 43

Luminous Height (mm): 52

Number of Lamps: 1

Luminous Width (mm): 43

Power: 13.63 W

## Photometric Results

CIE Class: Direct

Measurement Flux: 621.4 lm

Downward Ratio: 99%

Field Angle(C0/C180,C90/C270,C45/C225,C135/315): 52.6, 52.5, 52.6, 52.6

Beam Angle(C0/C180,C90/C270,C45/C225,C135/315): 34.9, 34.9, 34.9, 34.9

Luminaire Efficacy Rating (LER): 45.64

Max. Intensity: 1839.85 cd

S/MH(C0/C180): 0.58

Total Rated Lamp Lumens: 621.4 lm

Efficiency: 100%

Upward Ratio: 1%

Central Intensity: 1839.85 cd

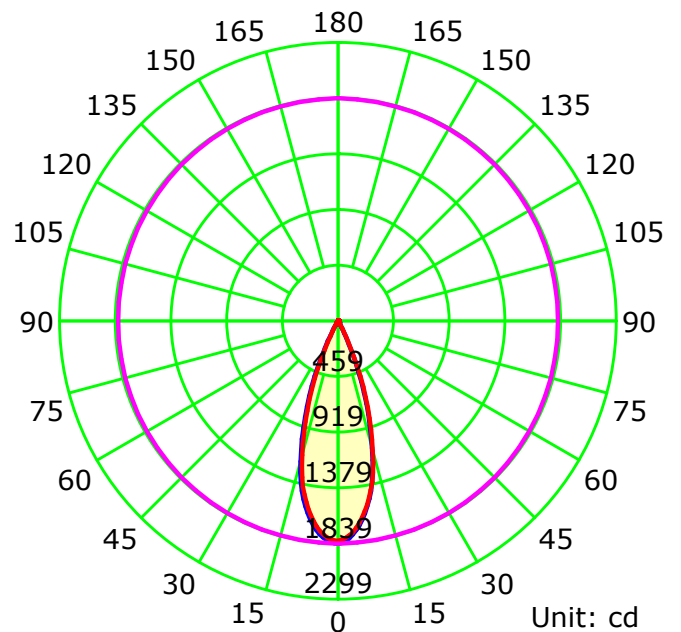
Pos of Max. Intensity: H0 V0

S/MH(C90/C270): 0.58

Picture Of Luminaire



Luminous Intensity Distribution Curve



— C0-C180 — C90-C270 — G0

C Plane (°):0.0-360.0: 90.0

Test Lab:

Test Type: TYPE C

Temperature: 22

Operator:

Gamma Plane (°):0.0-180.0:1.0

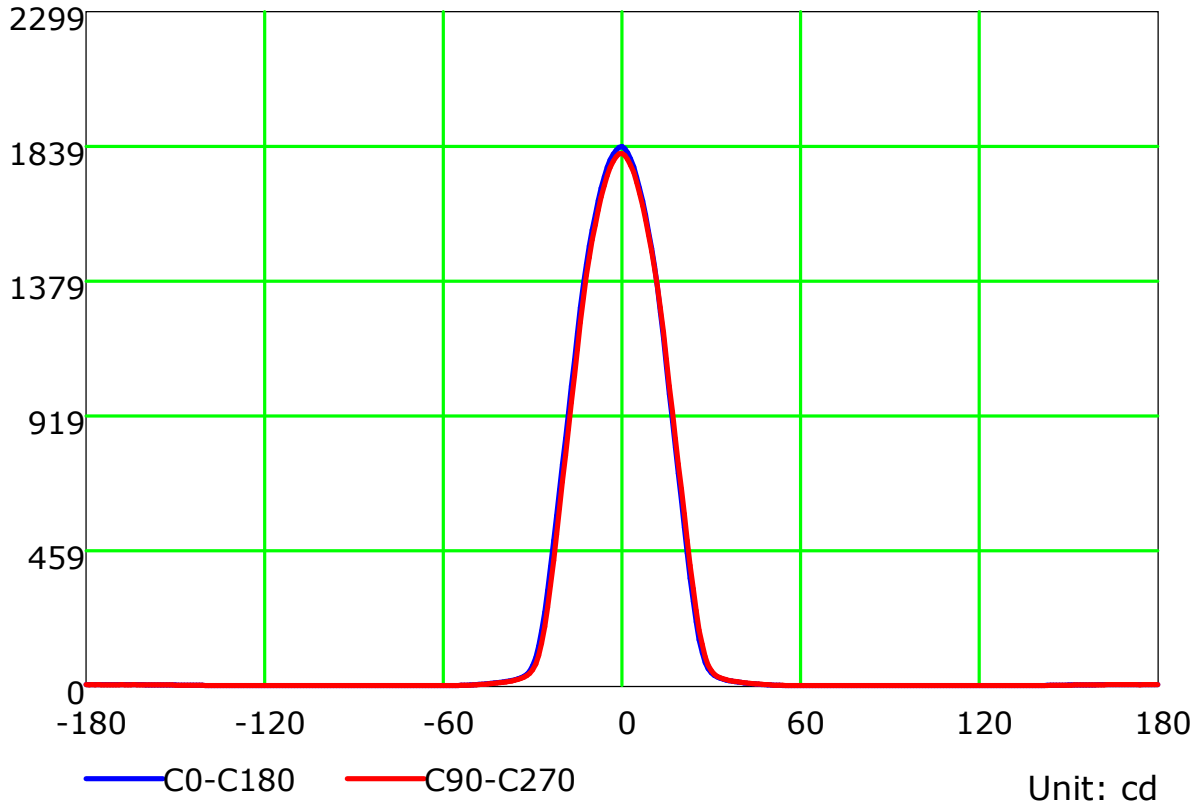
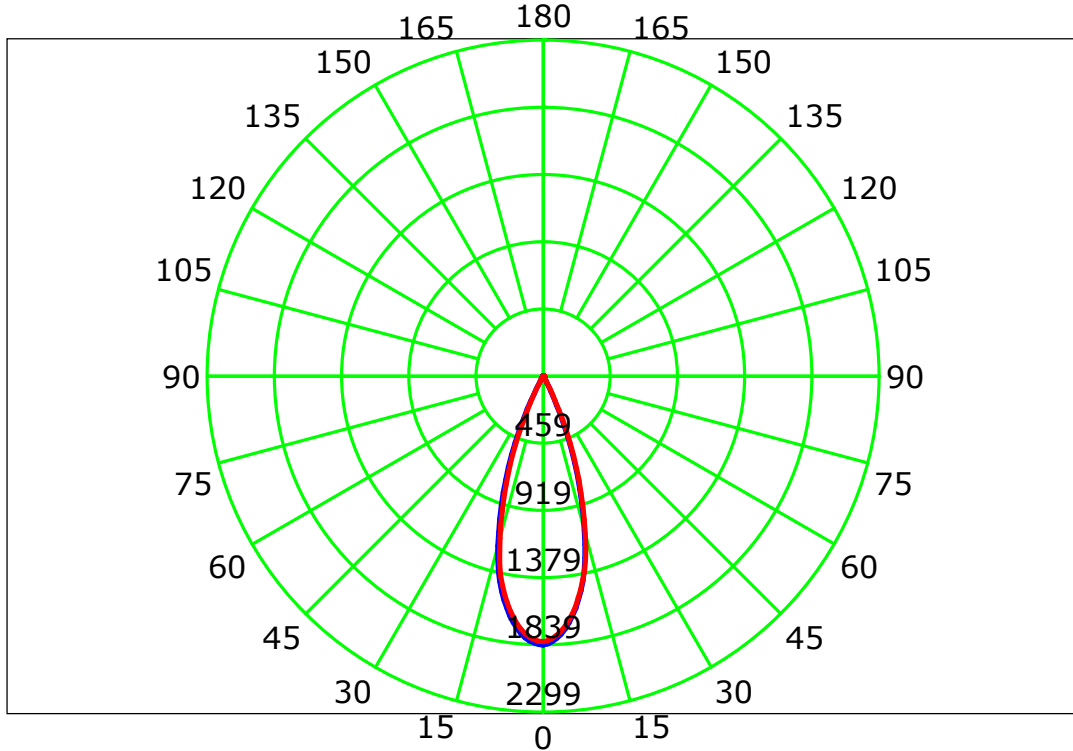
Test Device:

Distance:

Humidity: 55

Inspector:

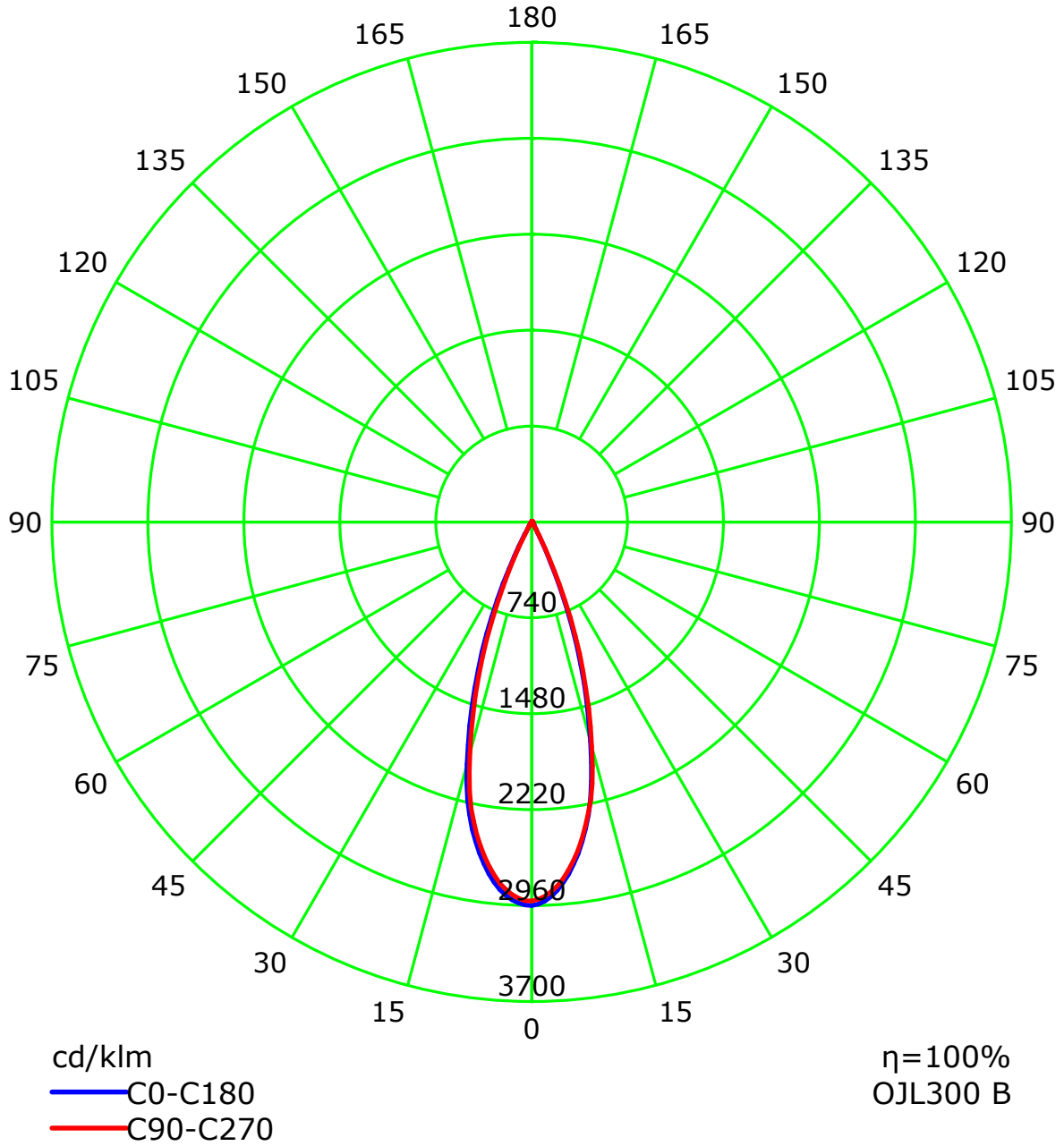
## Luminous Intensity Distribution Curve



C Plane (°):0.0-360.0: 90.0  
Test Lab:  
Test Type: TYPE C  
Temperature: 22  
Operator:

Gamma Plane (°):0.0-180.0:1.0  
Test Device:  
Distance:  
Humidity: 55  
Inspector:

## Luminous Intensity Distribution Curve(cd/klm)



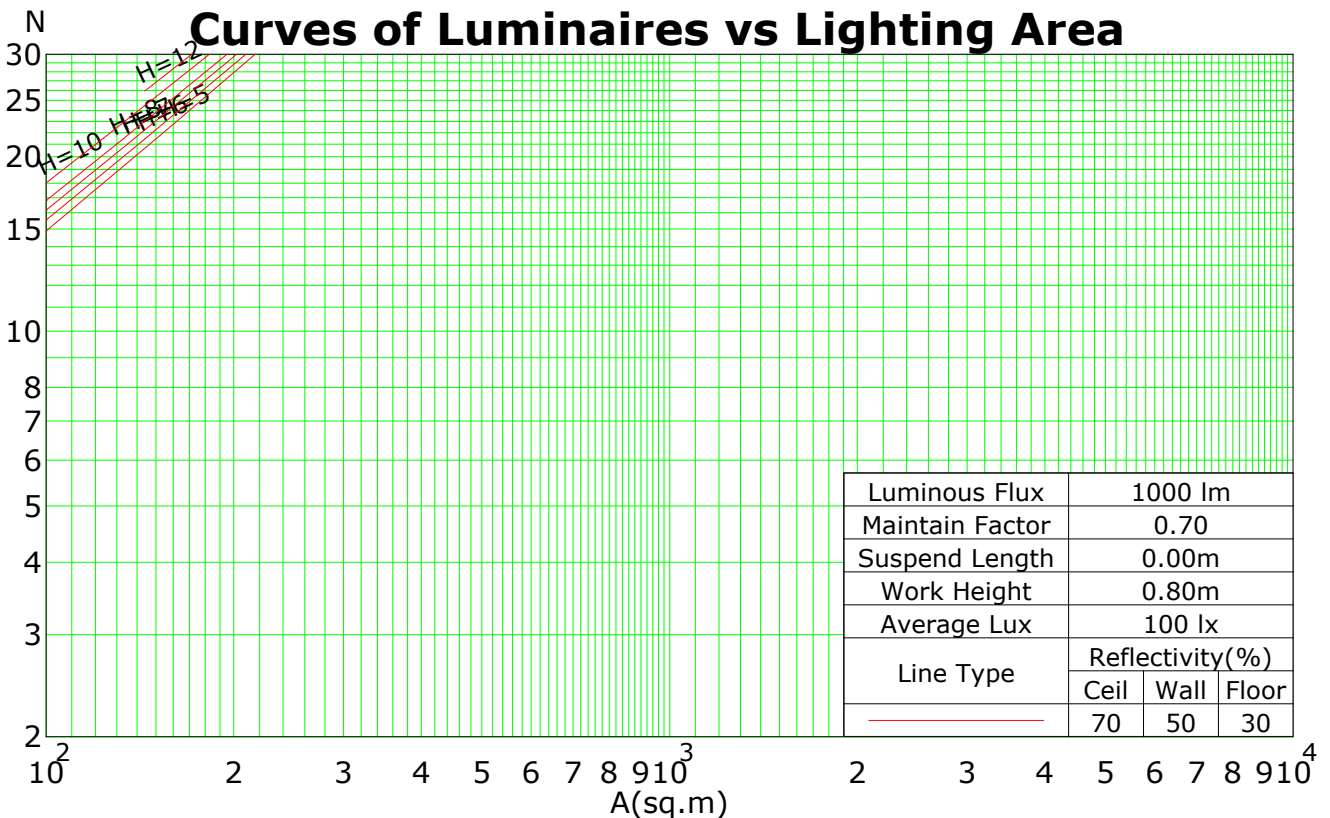
C Plane (°):0.0-360.0: 90.0  
Test Lab:  
Test Type: TYPE C  
Temperature: 22  
Operator:

Gamma Plane (°):0.0-180.0:1.0  
Test Device:  
Distance:  
Humidity: 55  
Inspector:

### Coefficients Of Utilization - Zonal Cavity Method

RC	0.8	0.8	0.8	0.8	0.7	0.7	0.7	0.7	0.5	0.5	0.5	0.3	0.3	0.3	0.1	0.1	0.1	0
RW	0.7	0.5	0.3	0.1	0.7	0.5	0.3	0.1	0.5	0.3	0.1	0.5	0.3	0.1	0.5	0.3	0.1	0
RCR	RF = 0.2																	
0	119	119	119	119	116	116	116	116	111	111	111	106	106	106	101	101	101	99
1	115	112	110	109	112	110	108	107	106	105	104	102	101	100	99	98	97	96
2	111	107	104	101	108	105	102	100	102	100	98	99	97	96	96	95	93	92
3	107	102	98	95	105	101	97	94	98	95	93	96	93	91	93	91	90	89
4	103	98	93	90	102	96	93	90	94	91	89	92	90	88	91	88	86	85
5	100	94	89	86	98	93	89	86	91	88	85	89	86	84	88	85	83	82
6	97	90	86	82	95	89	85	82	88	84	81	87	83	81	85	83	80	79
7	94	87	82	79	92	86	82	79	85	81	78	84	80	78	83	80	78	77
8	91	84	79	76	90	83	79	76	82	78	76	81	78	75	80	77	75	74
9	88	81	76	73	87	80	76	73	79	76	73	79	75	73	78	75	73	72
10	85	78	74	71	84	78	74	71	77	73	71	76	73	70	76	73	70	69

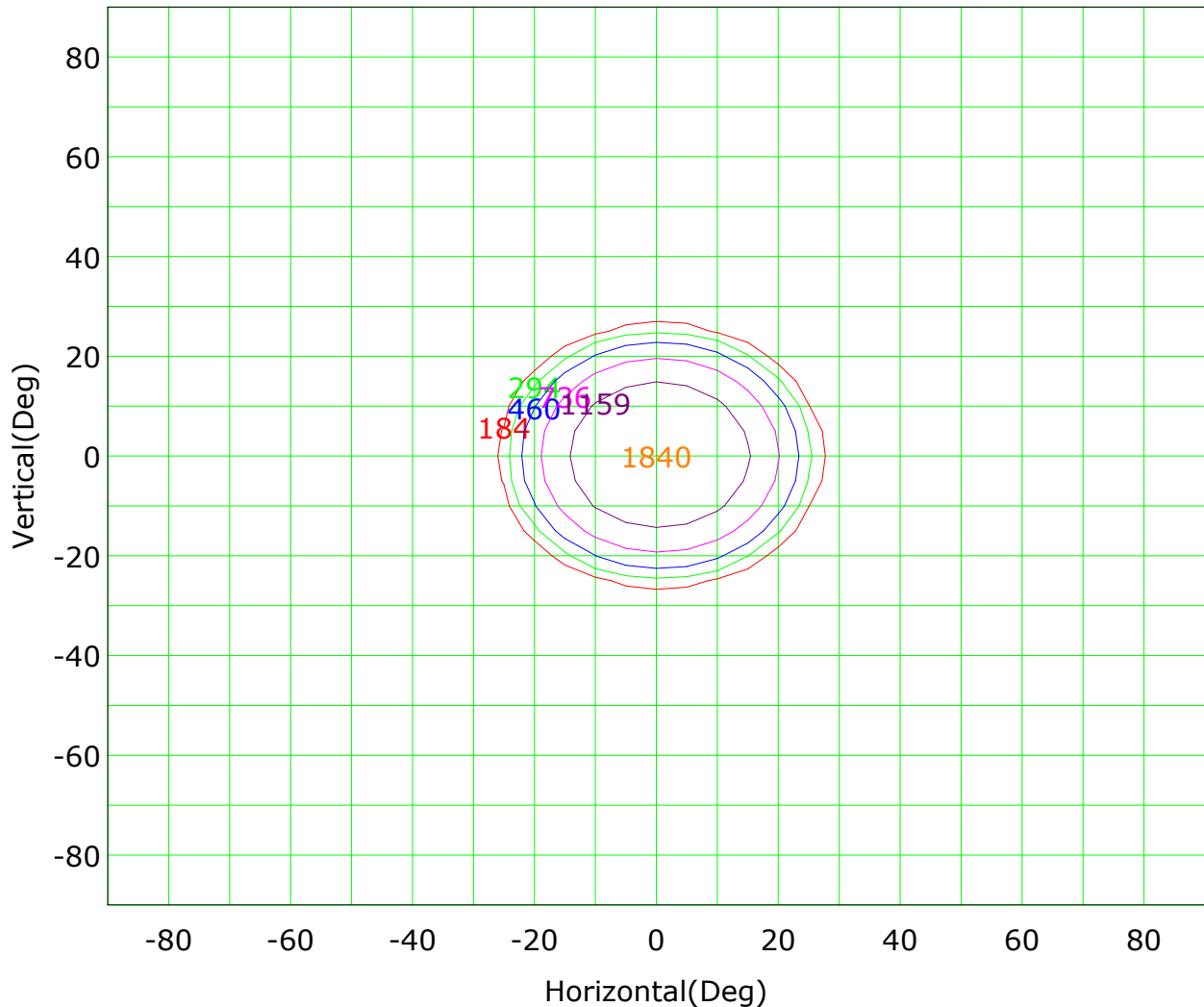
Spacing Criteria (0-180): 0.58  
 Spacing Criteria (90-270): 0.58  
 Spacing Criteria (Diagonal): 0.55



C Plane (°):0.0-360.0: 90.0  
 Test Lab:  
 Test Type: TYPE C  
 Temperature: 22  
 Operator:

Gamma Plane (°):0.0-180.0:1.0  
 Test Device:  
 Distance:  
 Humidity: 55  
 Inspector:

## Isocandela (rectangle)



Imax (100%): 1840 cd

— ( 10%): 184 cd	— ( 16%): 294 cd
— ( 25%): 460 cd	— ( 40%): 736 cd
— ( 63%): 1159 cd	— (100%): 1840 cd

C Plane (°):0.0-360.0: 90.0

Test Lab:

Test Type: TYPE C

Temperature: 22

Operator:

Gamma Plane (°):0.0-180.0:1.0

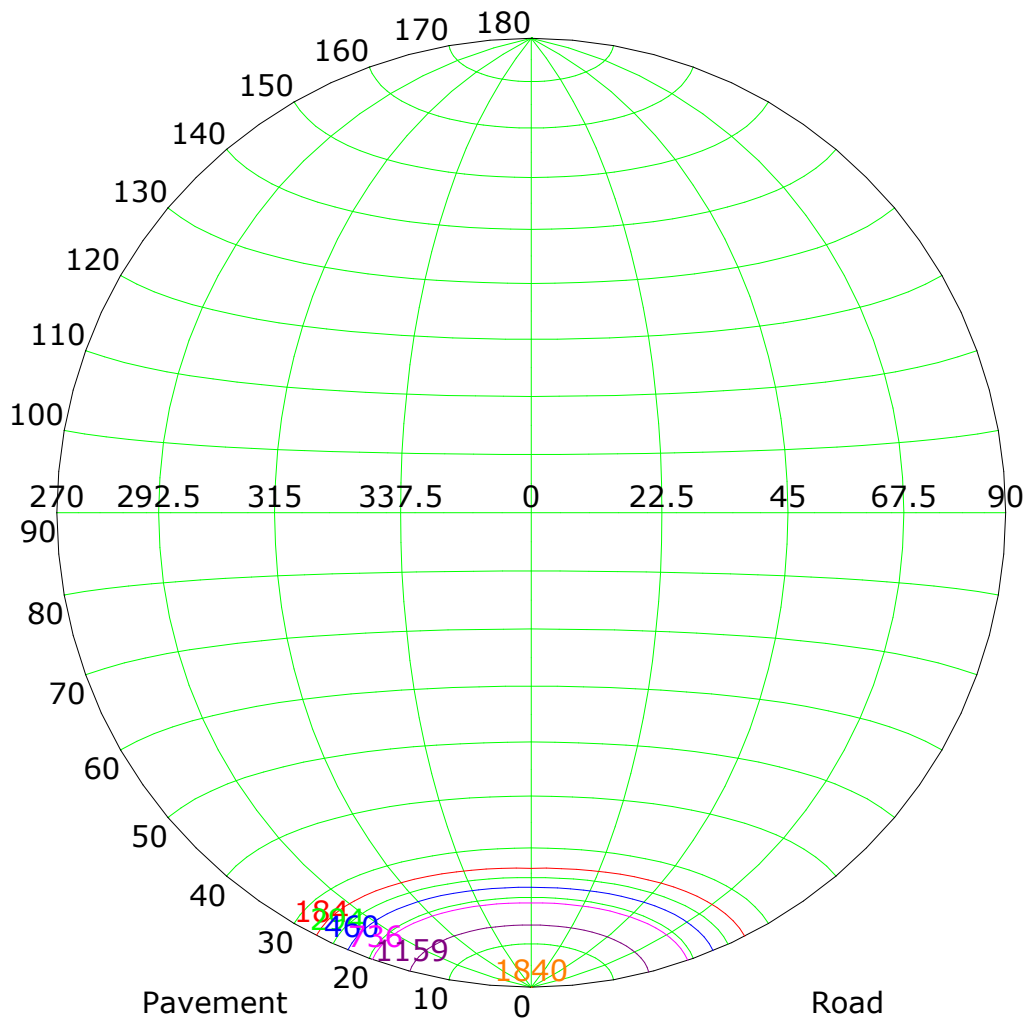
Test Device:

Distance:

Humidity: 55

Inspector:

## Isocandela (sphere)



Imax (100%): 1840 cd

— ( 10%): 184 cd	— ( 16%): 294 cd
— ( 25%): 460 cd	— ( 40%): 736 cd
— ( 63%): 1159 cd	— (100%): 1840 cd

C Plane (°):0.0-360.0: 90.0

Test Lab:

Test Type: TYPE C

Temperature: 22

Operator:

Gamma Plane (°):0.0-180.0:1.0

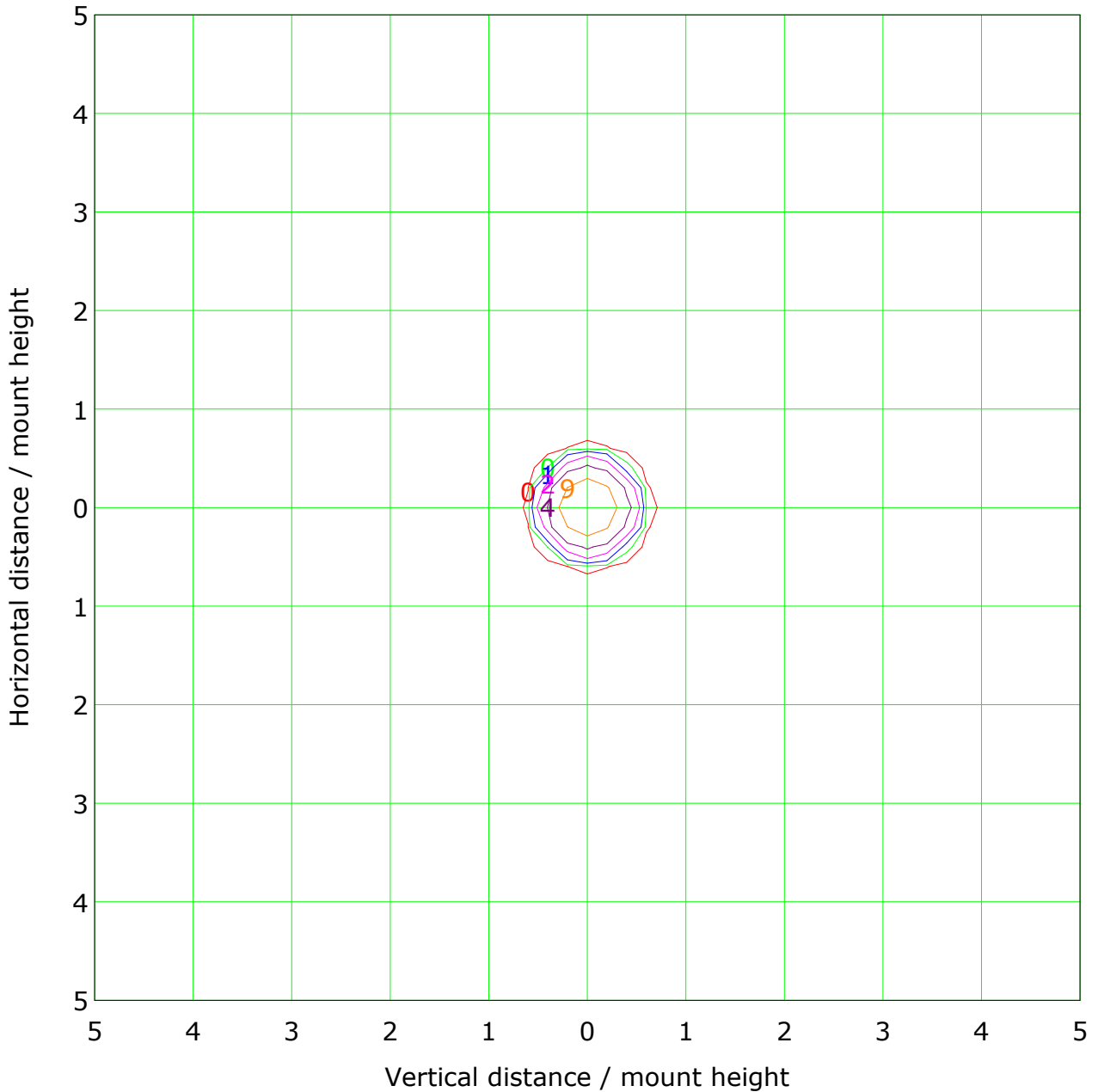
Test Device:

Distance:

Humidity: 55

Inspector:

## IsoLux Plot



Mounting Height: 10.0m		Max Lux(100%): 18.4 lx	
— ( 1%):	0.2 lx	— ( 2%):	0.4 lx
— ( 5%):	0.9 lx	— ( 10%):	1.8 lx
— ( 20%):	3.7 lx	— ( 50%):	9.2 lx
— (100%):	18.4 lx		

C Plane (°):0.0-360.0: 90.0

Test Lab:

Test Type: TYPE C

Temperature: 22

Operator:

Gamma Plane (°):0.0-180.0:1.0

Test Device:

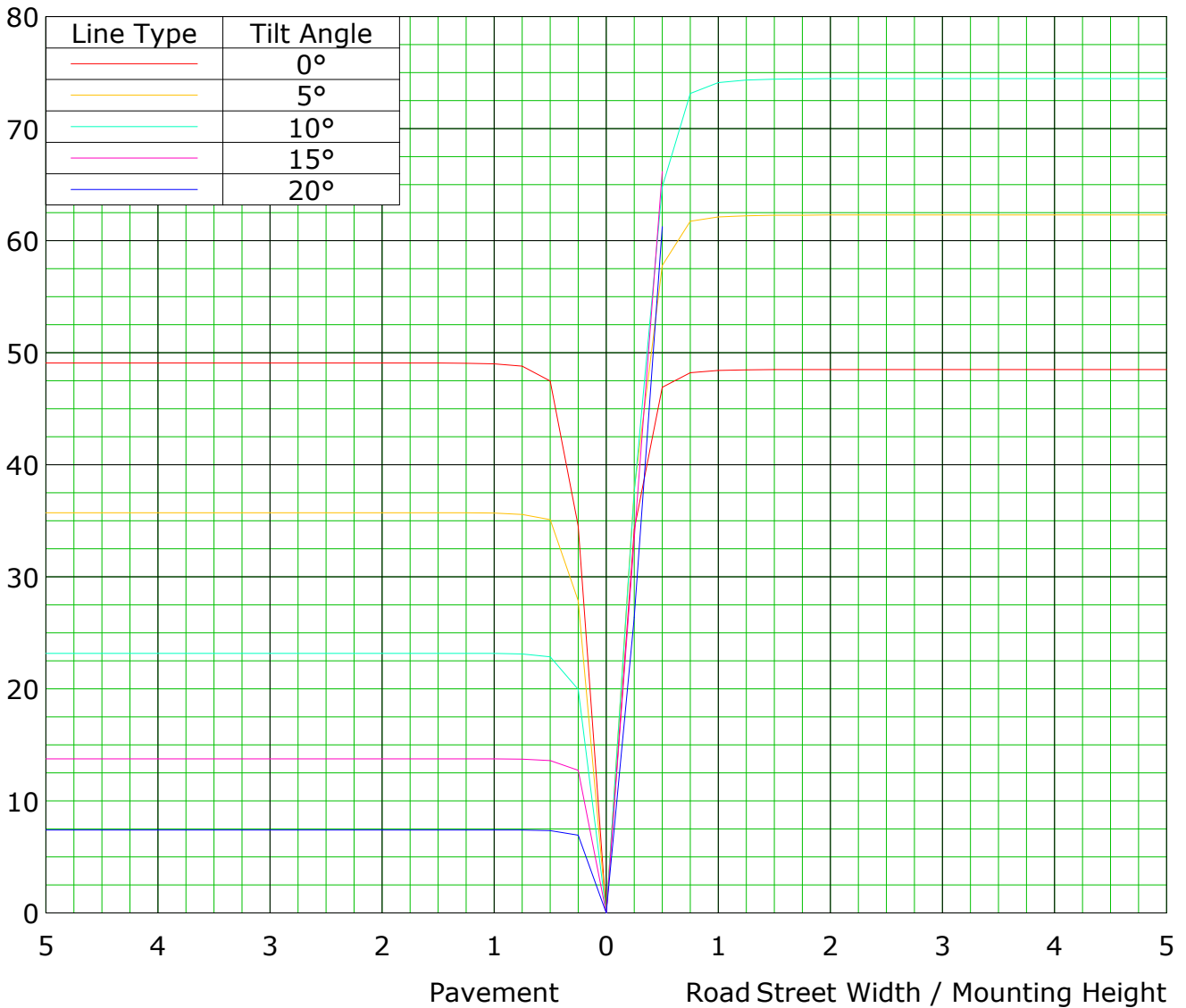
Distance:

Humidity: 55

Inspector:

## Roadway CU Curve

Efficiency(%)



C Plane (°):0.0-360.0: 90.0

Test Lab:

Test Type: TYPE C

Temperature: 22

Operator:

Gamma Plane (°):0.0-180.0:1.0

Test Device:

Distance:

Humidity: 55

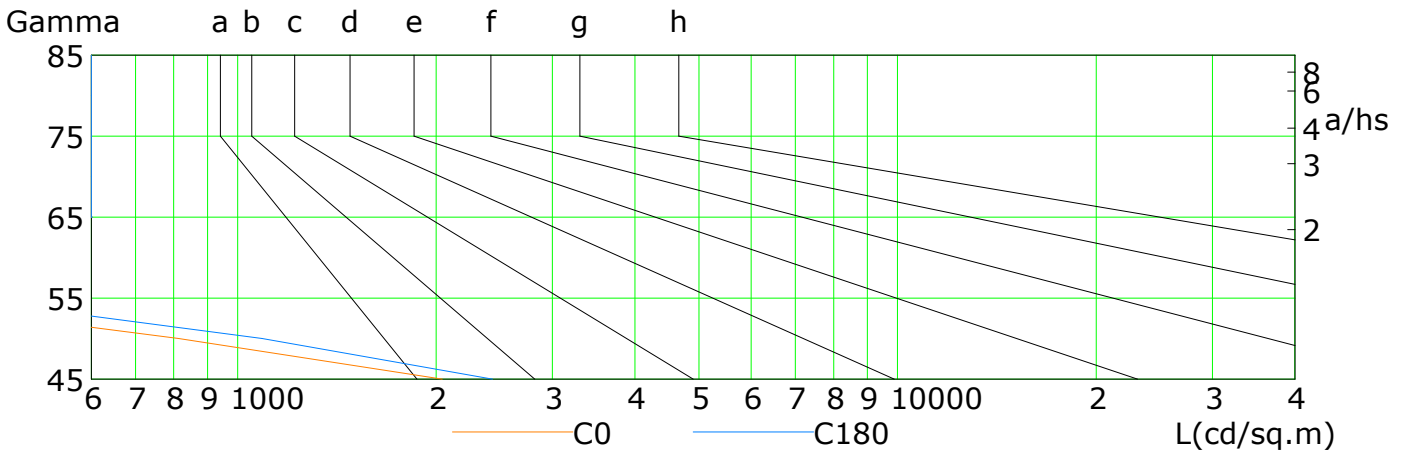
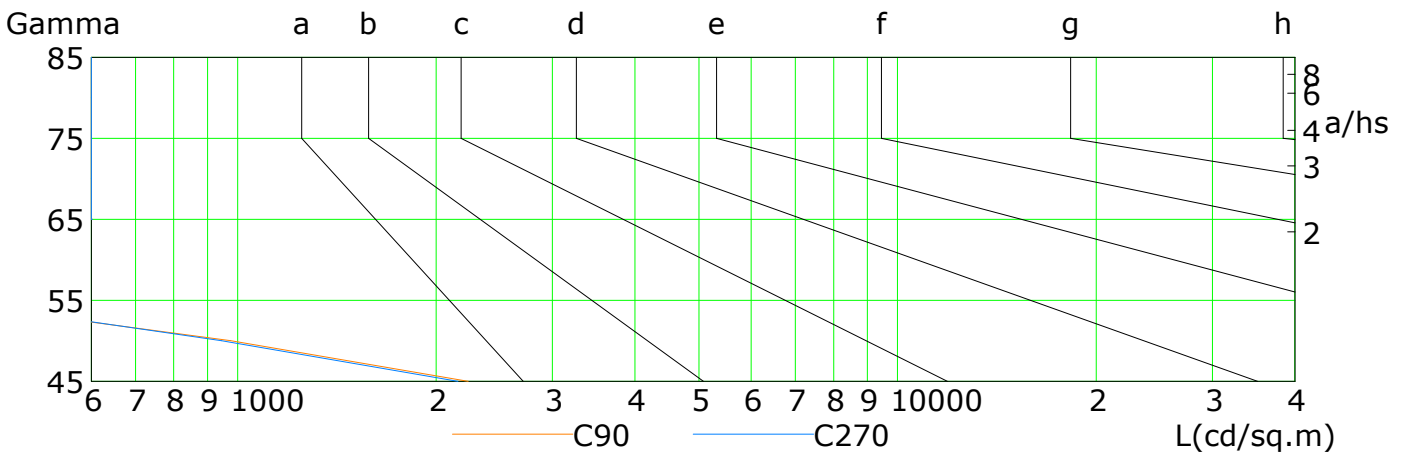
Inspector:



## Lum Limit Curve

Dazzle	Quality	Illuminance (lx)							
		2000	1000	500	<=300				
1.15	A								
1.50	B								
1.85	C								
2.20	D								
2.55	E								

a b c d e f g h



L(cd/sq.m)	G45	G50	G55	G60	G65	G70	G75	G80	G85
C0	2043	813	277	66	0	0	0	0	0
C90	2236	975	342	98	0	0	0	0	0
C180	2434	1089	377	49	0	0	0	0	0
C270	2157	944	360	31	0	0	0	0	0

C Plane (°):0.0-360.0: 90.0

Test Lab:

Test Type: TYPE C

Temperature: 22

Operator:

Gamma Plane (°):0.0-180.0:1.0

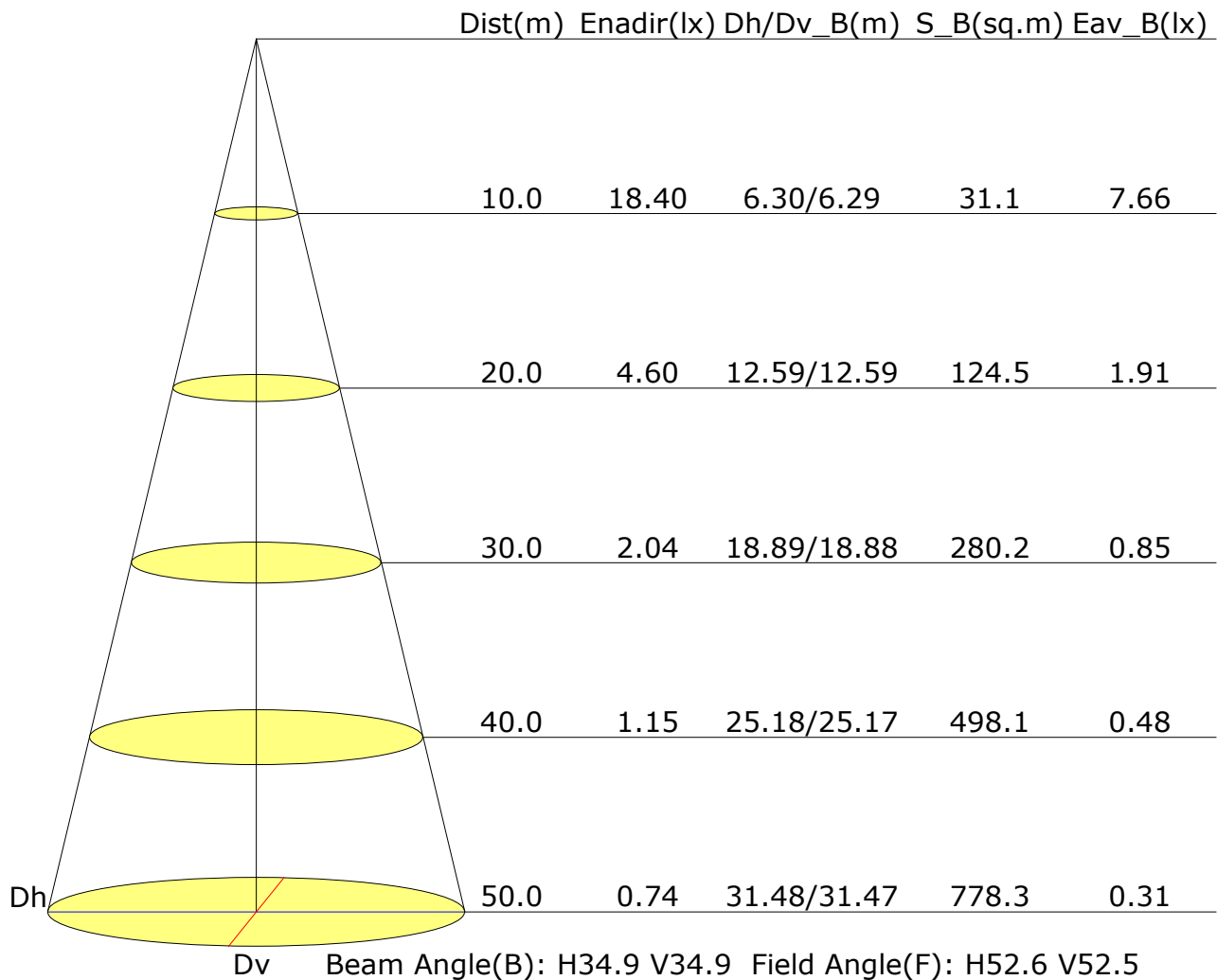
Test Device:

Distance:

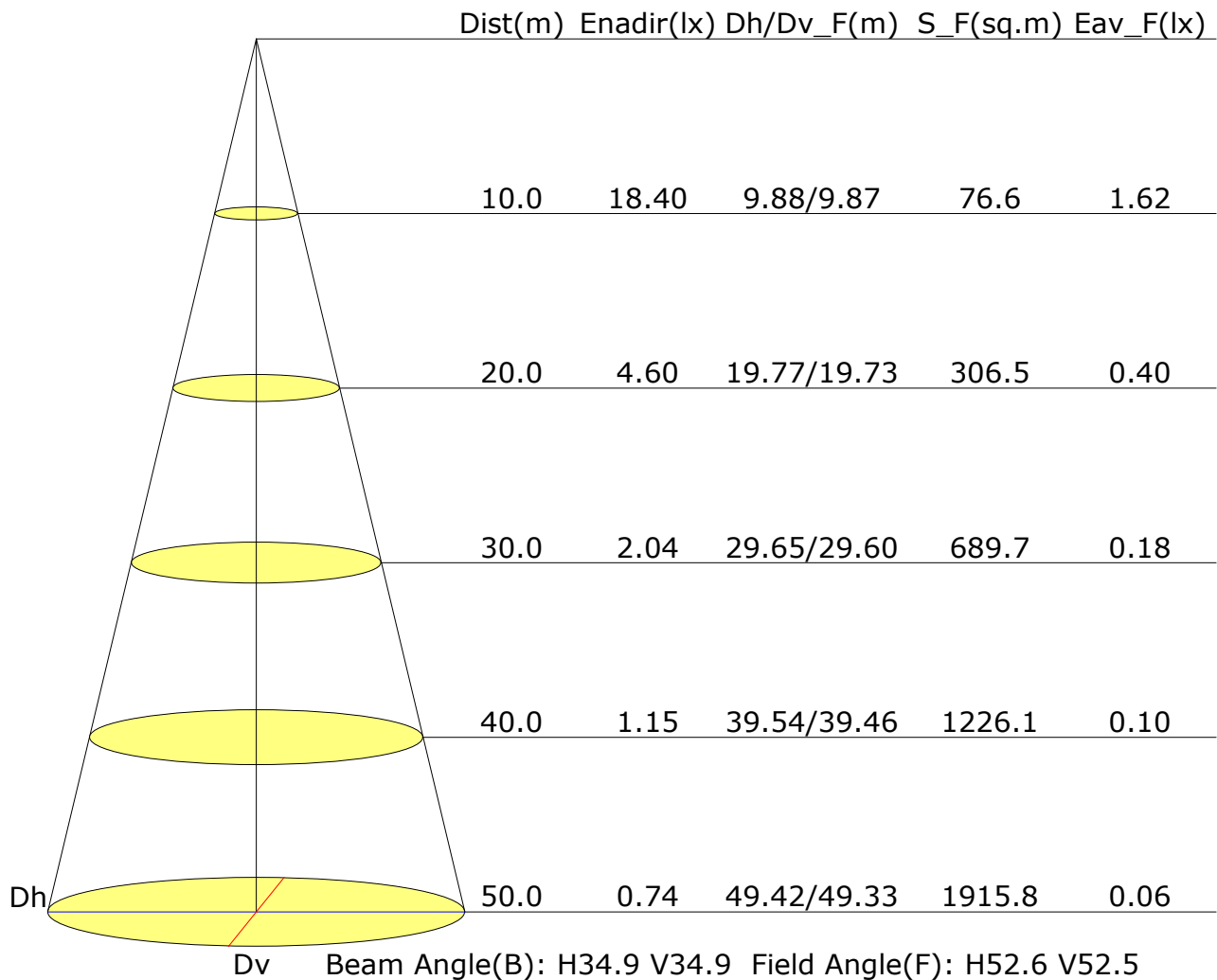
Humidity: 55

Inspector:

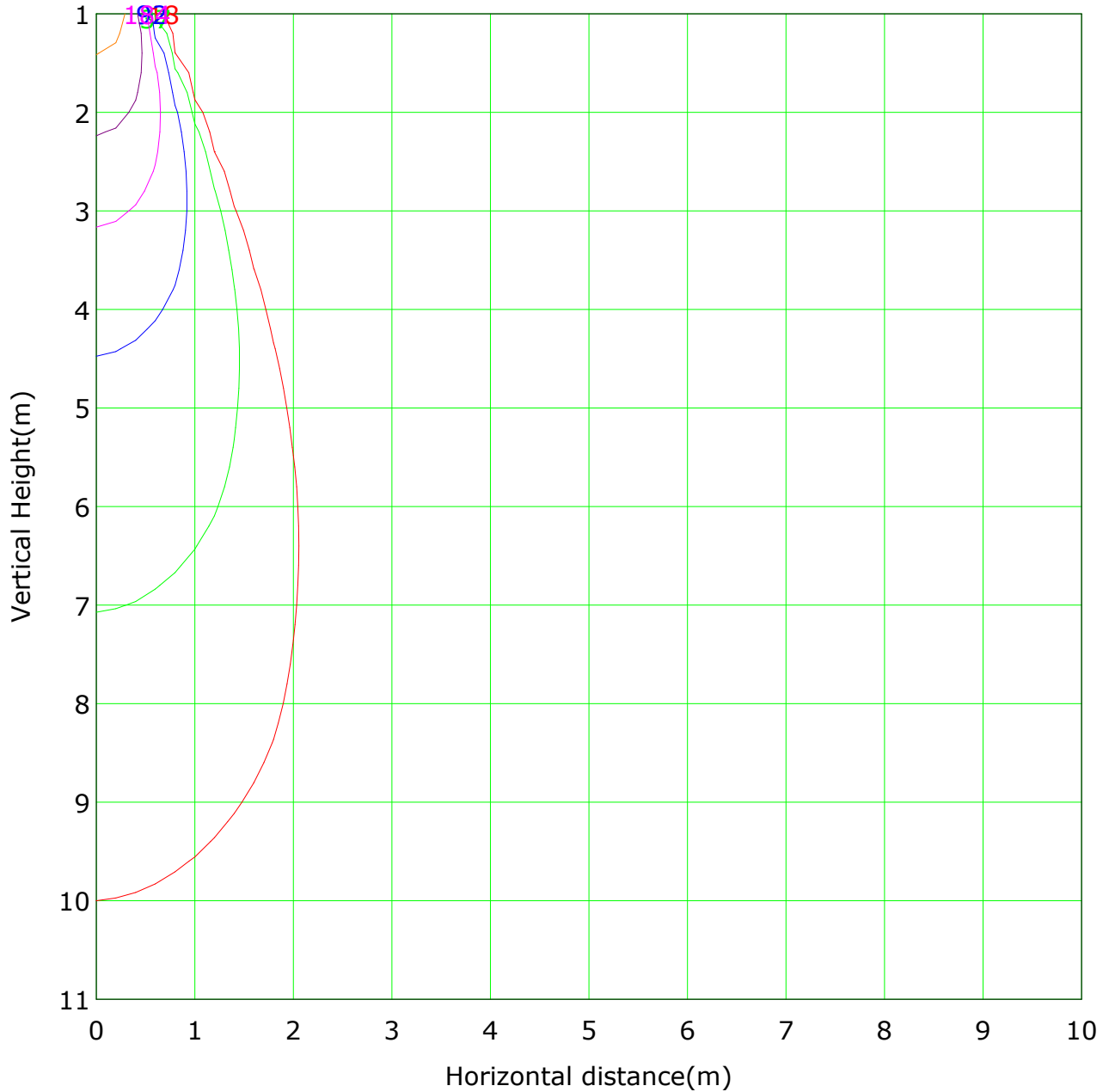
## Illuminance at a Distance(Beam Angle)



## Illuminance at a Distance(Field Angle)



## Vertical IsoLux Plot



Lowest(m): 1.0m    Highest(m): 11.0m    Max Lux: 1839.8 lx

— ( 1%): 18.4 lx	— ( 2%): 36.8 lx
— ( 5%): 92.0 lx	— ( 10%): 184.0 lx
— ( 20%): 368.0 lx	— ( 50%): 919.9 lx
— (100%):1839.8 lx	

C Plane (°):0.0-360.0: 90.0  
Test Lab:  
Test Type: TYPE C  
Temperature: 22  
Operator:

Gamma Plane (°):0.0-180.0:1.0  
Test Device:  
Distance:  
Humidity: 55  
Inspector:

### Area Flux Table

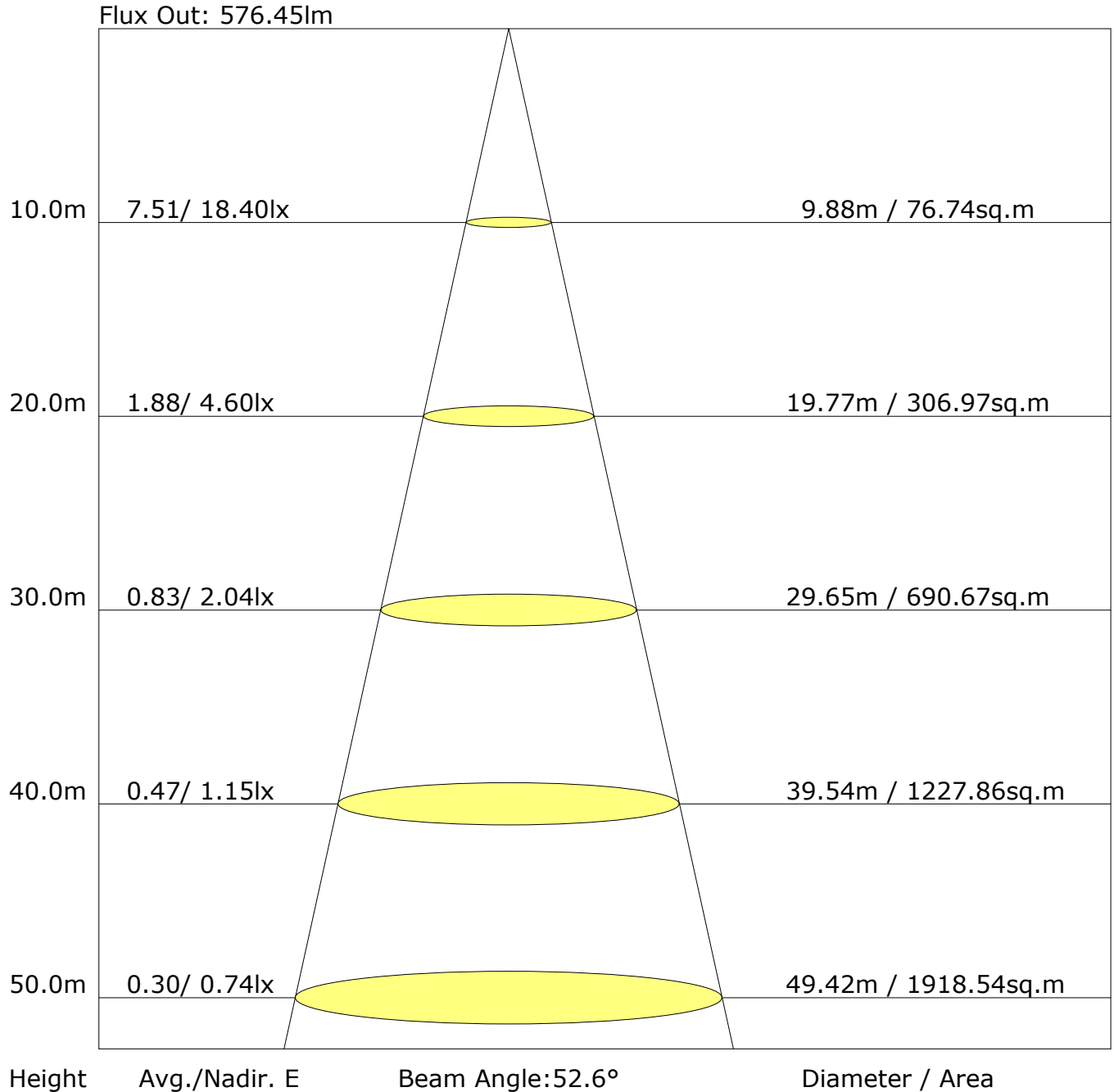
Unit: lm

		Vertical plane																				
		-90	-80	-70	-60	-50	-40	-30	-20	-10	0	10	20	30	40	50	60	70	80	90	Flux(T)	Flux(E)
Horizontal plane	-90	0.0	0.0	0.0	0.0	0.0	0.0	0.0	0.0	0.0	0.0	0.0	0.0	0.0	0.0	0.0	0.0	0.0	0.0	0.0	0.0	0.0
	-80	0.0	0.0	0.0	0.0	0.0	0.0	0.0	0.0	0.0	0.0	0.0	0.0	0.0	0.0	0.0	0.0	0.0	0.0	0.0	0.0	0.0
	-70	0.0	0.0	0.0	0.0	0.0	0.0	0.0	0.0	0.0	0.0	0.0	0.0	0.0	0.0	0.0	0.0	0.0	0.0	0.0	0.0	0.0
	-60	0.0	0.0	0.0	0.0	0.0	0.0	0.0	0.0	0.0	0.0	0.0	0.0	0.0	0.0	0.0	0.0	0.0	0.0	0.0	0.1	0.0
	-50	0.0	0.0	0.0	0.0	0.0	0.0	0.0	0.0	0.0	0.0	0.0	0.0	0.0	0.0	0.0	0.0	0.0	0.0	0.0	0.8	0.0
	-40	0.0	0.0	0.0	0.0	0.0	0.0	0.0	0.0	0.0	0.0	0.0	0.0	0.0	0.0	0.0	0.0	0.0	0.0	0.0	3.0	0.0
	-30	0.0	0.0	0.0	0.0	0.0	0.0	0.0	0.0	0.0	0.0	0.0	0.0	0.0	0.0	0.0	0.0	0.0	0.0	0.0	18.9	0.0
	-20	0.0	0.0	0.0	0.0	0.0	0.0	0.0	0.0	0.0	0.0	0.0	0.0	0.0	0.0	0.0	0.0	0.0	0.0	0.0	26.5	0.0
	-10	0.0	0.0	0.0	0.0	0.0	0.0	0.0	0.0	0.0	0.0	0.0	0.0	0.0	0.0	0.0	0.0	0.0	0.0	0.0	108.4	0.0
	0	0.0	0.0	0.0	0.0	0.0	0.0	0.0	0.0	0.0	0.0	0.0	0.0	0.0	0.0	0.0	0.0	0.0	0.0	0.0	175.6	0.0
	10	0.0	0.0	0.0	0.0	0.0	0.0	0.0	0.0	0.0	0.0	0.0	0.0	0.0	0.0	0.0	0.0	0.0	0.0	0.0	180.1	0.0
	20	0.0	0.0	0.0	0.0	0.0	0.0	0.0	0.0	0.0	0.0	0.0	0.0	0.0	0.0	0.0	0.0	0.0	0.0	0.0	1176.5	0.0
	30	0.0	0.0	0.0	0.0	0.0	0.0	0.0	0.0	0.0	0.0	0.0	0.0	0.0	0.0	0.0	0.0	0.0	0.0	0.0	98.6	0.0
	40	0.0	0.0	0.0	0.0	0.0	0.0	0.0	0.0	0.0	0.0	0.0	0.0	0.0	0.0	0.0	0.0	0.0	0.0	0.0	20.2	0.0
	50	0.0	0.0	0.0	0.0	0.0	0.0	0.0	0.0	0.0	0.0	0.0	0.0	0.0	0.0	0.0	0.0	0.0	0.0	0.0	2.5	0.0
	60	0.0	0.0	0.0	0.0	0.0	0.0	0.0	0.0	0.0	0.0	0.0	0.0	0.0	0.0	0.0	0.0	0.0	0.0	0.0	0.6	0.0
	70	0.0	0.0	0.0	0.0	0.0	0.0	0.0	0.0	0.0	0.0	0.0	0.0	0.0	0.0	0.0	0.0	0.0	0.0	0.0	0.1	0.0
	80	0.0	0.0	0.0	0.0	0.0	0.0	0.0	0.0	0.0	0.0	0.0	0.0	0.0	0.0	0.0	0.0	0.0	0.0	0.0	0.0	0.0
90	0.0	0.0	0.0	0.0	0.0	0.0	0.0	0.0	0.0	0.0	0.0	0.0	0.0	0.0	0.0	0.0	0.0	0.0	0.0	0.0	0.0	
																				Flux(T)Flux(E)	576	

C Plane (°):0.0-360.0: 90.0  
 Test Lab:  
 Test Type: TYPE C  
 Temperature: 22  
 Operator:

Gamma Plane (°):0.0-180.0:1.0  
 Test Device:  
 Distance:  
 Humidity: 55  
 Inspector:

## The Average Illuminance Effective Figure



C Plane (°):0.0-360.0: 90.0  
Test Lab:  
Test Type: TYPE C  
Temperature: 22  
Operator:

Gamma Plane (°):0.0-180.0:1.0  
Test Device:  
Distance:  
Humidity: 55  
Inspector:

## UGR Table

Reflectance:										
Ceiling (cavity)	0.7	0.7	0.5	0.5	0.3	0.7	0.7	0.5	0.5	0.3
Wall	0.5	0.3	0.5	0.3	0.3	0.5	0.3	0.5	0.3	0.3
Reference plane	0.2	0.2	0.2	0.2	0.2	0.2	0.2	0.2	0.2	0.2
Room dimensions	Viewed crosswise					Viewed endwise				
X=2H Y=2H	2.6	3.2	2.8	3.4	3.6	3.0	3.6	3.2	3.8	4.0
3H	2.5	3.0	2.7	3.3	3.5	2.8	3.4	3.1	3.7	3.9
4H	2.4	2.9	2.7	3.2	3.5	2.8	3.3	3.1	3.6	3.8
6H	2.3	2.8	2.6	3.1	3.4	2.7	3.2	3.0	3.5	3.8
8H	2.3	2.8	2.6	3.1	3.4	2.7	3.1	3.0	3.4	3.8
12H	2.2	2.7	2.6	3.0	3.3	2.6	3.1	3.0	3.4	3.7
X=4H Y=2H	2.4	2.9	2.7	3.2	3.5	2.8	3.3	3.1	3.6	3.8
3H	2.2	2.7	2.6	3.0	3.3	2.6	3.1	3.0	3.4	3.7
4H	2.1	2.6	2.5	2.9	3.3	2.5	2.9	2.9	3.3	3.7
6H	2.1	2.4	2.5	2.8	3.2	2.4	2.8	2.9	3.2	3.6
8H	2.0	2.3	2.4	2.7	3.2	2.4	2.7	2.8	3.1	3.5
12H	2.0	2.3	2.4	2.7	3.1	2.3	2.6	2.8	3.1	3.5
X=8H Y=4H	2.0	2.3	2.4	2.7	3.2	2.4	2.7	2.8	3.1	3.5
6H	1.9	2.2	2.4	2.6	3.1	2.3	2.6	2.8	3.0	3.5
8H	1.8	2.1	2.3	2.5	3.0	2.2	2.5	2.7	2.9	3.4
12H	1.8	2.0	2.3	2.5	3.0	2.2	2.4	2.7	2.9	3.4
X=12H Y=4H	2.0	2.3	2.4	2.7	3.1	2.3	2.6	2.8	3.1	3.5
6H	1.8	2.1	2.3	2.5	3.0	2.2	2.5	2.7	2.9	3.4
8H	1.8	2.0	2.3	2.5	3.0	2.2	2.4	2.7	2.9	3.4
Variations with the observer position at spacings:										
S=1.0H	+4.8/-12.5					+5.0/-12.1				
S=1.5H	+7.6/-1.\$					+7.8/-1.\$				
S=2.0H	+9.6/-1.\$					+9.8/-1.\$				

Calculate in accordance with CIE Pub.117. The table is revised with  $621lm (8\log(F/F_0) = -1.7)$ .

C Plane (°):0.0-360.0: 90.0  
 Test Lab:  
 Test Type: TYPE C  
 Temperature: 22  
 Operator:

Gamma Plane (°):0.0-180.0:1.0  
 Test Device:  
 Distance:  
 Humidity: 55  
 Inspector:

**FLUX DISTRIBUTION TABLE BASED ON THE IESNA LUMINAIRE CLASSIFICATION SYSTEM**

	ZONE	LUMENS	% LAMP LUMENS
	FORWARD LIGHT	307	49.3
	FL ( 0°-30°)	296	47.7
	FM (30°-60°)	10	1.7
	FH (60°-80°)	0	0.0
	FVH (80°-90°)	0	0.0
	BACK LIGHT	311	50.1
	BL ( 0°-30°)	301	48.4
	BM (30°-60°)	11	1.7
	BH (60°-80°)	0	0.0
	BVH (80°-90°)	0	0.0
	UP LIGHT	4	0.6
	UL (90°-100°)	0	0.0
	UH (100°-180°)	4	0.6
	TRAPPED LIGHT	NA	NA

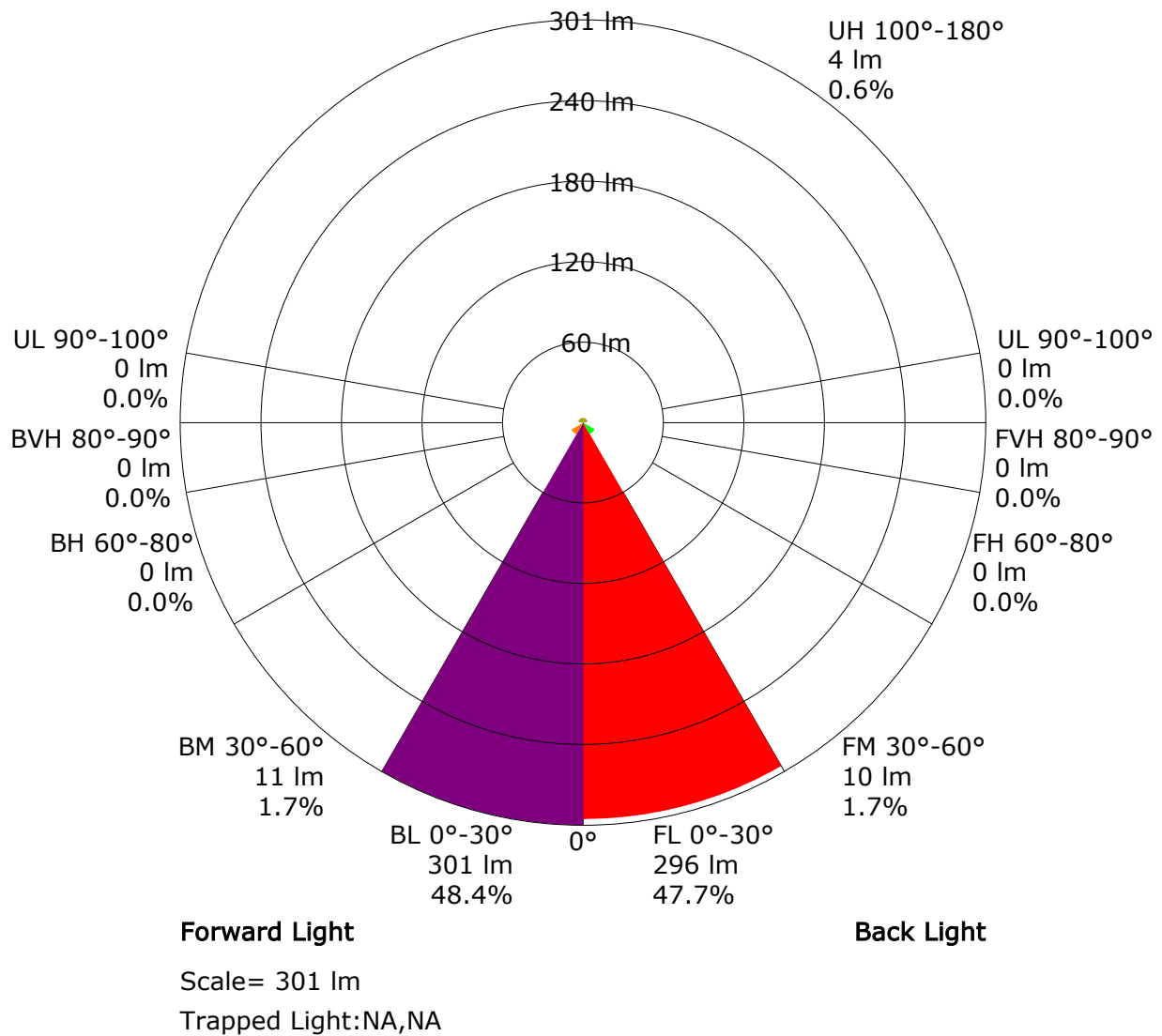
BUG(Backlight,Uplight,Glare) Rating Base On TM-15-07	
Asymmetrical Luminaire Types (Type I,II,III,IV)	B1 U1 G0
Quadrilateral Symmetrical Luminaire Types (Type V,Area Light)	B1 U1 G0

C Plane (°):0.0-360.0: 90.0  
Test Lab:  
Test Type: TYPE C  
Temperature: 22  
Operator:

Gamma Plane (°):0.0-180.0:1.0  
Test Device:  
Distance:  
Humidity: 55  
Inspector:



## LCS Graph



## Utilisation Factor Table(Floor cavity)

Utilisation Factors UF(F)			SHR NOM = 0.75									
Room Reflectance			Room Index(RI)									
Ceiling	Wall	Floor	0.75	1.00	1.25	1.50	2.00	2.50	3.00	4.00	5.00	
0.70	0.50	0.20	0.99	1.03	1.05	1.07	1.09	1.11	1.12	1.13	1.14	
	0.30		0.97	1.00	1.02	1.04	1.07	1.09	1.10	1.12	1.13	
	0.20		0.94	0.98	1.00	1.02	1.05	1.07	1.08	1.10	1.12	
0.50	0.50	0.20	0.98	1.01	1.03	1.04	1.06	1.07	1.08	1.09	1.10	
	0.30		0.96	0.99	1.01	1.02	1.04	1.06	1.07	1.08	1.09	
	0.20		0.94	0.97	0.99	1.00	1.03	1.04	1.05	1.07	1.08	
0.30	0.50	0.20	0.97	1.00	1.01	1.02	1.04	1.04	1.05	1.06	1.06	
	0.30		0.95	0.98	0.99	1.01	1.02	1.03	1.04	1.05	1.05	
	0.20		0.93	0.96	0.98	0.99	1.01	1.02	1.03	1.04	1.05	
0.00	0.00	0.00	0.92	0.94	0.96	0.97	0.98	0.98	0.99	1.00	1.00	
<p>Rating:14W Photometrically tested without ceiling board.                      Multiply UF values by service correction factors                      Calculate in accordance with CIBSE Technical Memorandum NO.5 1980</p>												

## Utilisation Factor Table(Wall)

Utilisation Factors UF(W)			SHR NOM = 0.75									
Room Reflectance			Room Index(RI)									
Ceiling	Wall	Floor	0.75	1.00	1.25	1.50	2.00	2.50	3.00	4.00	5.00	
0.70	0.50	0.20	0.38	0.31	0.27	0.23	0.19	0.16	0.13	0.10	0.09	
	0.30		0.32	0.27	0.23	0.21	0.17	0.14	0.12	0.10	0.08	
	0.20		0.27	0.23	0.21	0.19	0.15	0.13	0.12	0.09	0.08	
0.50	0.50	0.20	0.35	0.29	0.24	0.21	0.17	0.18	0.12	0.09	0.07	
	0.30		0.30	0.25	0.22	0.19	0.15	0.13	0.11	0.09	0.07	
	0.20		0.26	0.22	0.19	0.17	0.14	0.12	0.11	0.08	0.07	
0.30	0.50	0.20	0.33	0.26	0.22	0.19	0.15	0.12	0.11	0.08	0.07	
	0.30		0.28	0.23	0.20	0.17	0.14	0.12	0.10	0.08	0.06	
	0.20		0.25	0.21	0.18	0.16	0.13	0.11	0.09	0.07	0.06	
0.00	0.00	0.00	0.09	0.07	0.06	0.05	0.04	0.03	0.02	0.02	0.01	
Rating:14W Photometrically tested without ceiling board. Multiply UF values by service correction factors Calculate in accordance with CIBSE Technical Memorandum NO.5 1980												

## Utilisation Factor Table(Ceiling cavity)

Utilisation Factors UF(C)			SHR NOM = 0.75									
Room Reflectance			Room Index(RI)									
Ceiling	Wall	Floor	0.75	1.00	1.25	1.50	2.00	2.50	3.00	4.00	5.00	
0.70	0.50	0.20	0.12	0.14	0.15	0.16	0.18	0.19	0.20	0.21	0.21	
	0.30		0.09	0.11	0.13	0.14	0.16	0.17	0.18	0.20	0.20	
	0.20		0.07	0.09	0.11	0.12	0.14	0.16	0.17	0.18	0.19	
0.50	0.50	0.20	0.11	0.13	0.15	0.16	0.17	0.18	0.19	0.20	0.20	
	0.30		0.09	0.11	0.13	0.14	0.15	0.17	0.18	0.19	0.20	
	0.20		0.07	0.09	0.11	0.12	0.14	0.15	0.17	0.18	0.19	
0.30	0.50	0.20	0.11	0.13	0.14	0.15	0.17	0.17	0.18	0.19	0.20	
	0.30		0.09	0.11	0.12	0.13	0.15	0.16	0.17	0.18	0.19	
	0.20		0.07	0.09	0.11	0.12	0.14	0.15	0.16	0.17	0.18	
0.00	0.00	0.00	0.01	0.01	0.01	0.01	0.01	0.01	0.01	0.01	0.01	

Rating:14W Photometrically tested without ceiling board.  
 Multiply UF values by service correction factors  
 Calculate in accordance with CIBSE Technical Memorandum NO.5 1980

## Zonal Lumen

Gamma [°]	Imean [cd]	Zonal Flux [lm]	Sum Zonal Flux [lm]	Rel Zonal FluxS [%]	Sum Rel Zonal Flux [%]
0.0-1.0	1826.0	1.7	1.7	0.28	0.28
1.0-2.0	1817.9	5.2	7.0	0.84	1.12
2.0-3.0	1803.2	8.6	15.6	1.39	2.51
3.0-4.0	1782.7	11.9	27.5	1.92	4.43
4.0-5.0	1755.9	15.1	42.6	2.43	6.86
5.0-6.0	1723.0	18.1	60.7	2.91	9.77
6.0-7.0	1684.8	20.9	81.7	3.37	13.14
7.0-8.0	1641.3	23.5	105.2	3.78	16.92
8.0-9.0	1592.8	25.8	131.0	4.15	21.08
9.0-10.0	1539.8	27.9	158.8	4.48	25.56
10.0-11.0	1483.3	29.6	188.5	4.77	30.33
11.0-12.0	1421.9	31.1	219.6	5.00	35.33
12.0-13.0	1352.4	32.1	251.7	5.17	40.50
13.0-14.0	1272.5	32.6	284.2	5.24	45.74
14.0-15.0	1184.0	32.5	316.8	5.23	50.97
15.0-16.0	1092.3	32.0	348.8	5.15	56.12
16.0-17.0	1001.7	31.2	380.0	5.02	61.14
17.0-18.0	911.2	30.0	410.0	4.84	65.98
18.0-19.0	821.6	28.6	438.6	4.60	70.58
19.0-20.0	732.8	26.8	465.4	4.32	74.89
20.0-21.0	644.1	24.7	490.2	3.98	78.87
21.0-22.0	555.3	22.3	512.5	3.59	82.47
22.0-23.0	467.9	19.6	532.1	3.16	85.63
23.0-24.0	383.5	16.8	548.9	2.70	88.32
24.0-25.0	304.3	13.8	562.7	2.23	90.55
25.0-26.0	233.1	11.0	573.7	1.77	92.32
26.0-27.0	173.0	8.5	582.2	1.36	93.69
27.0-28.0	125.2	6.3	588.5	1.02	94.71
28.0-29.0	89.3	4.7	593.2	0.75	95.46
29.0-30.0	64.7	3.5	596.7	0.56	96.02
30.0-31.0	48.3	2.7	599.4	0.43	96.45
31.0-32.0	37.8	2.2	601.6	0.35	96.80
32.0-33.0	31.0	1.8	603.4	0.29	97.09
33.0-34.0	26.3	1.6	605.0	0.26	97.35
34.0-35.0	22.7	1.4	606.4	0.23	97.58
35.0-36.0	19.9	1.3	607.7	0.20	97.78

C Plane (°):0.0-360.0: 90.0  
 Test Lab:  
 Test Type: TYPE C  
 Temperature: 22  
 Operator:

Gamma Plane (°):0.0-180.0:1.0  
 Test Device:  
 Distance:  
 Humidity: 55  
 Inspector:

## Zonal Lumen (Continue 1)

Gamma [°]	I <sub>mean</sub> [cd]	Zonal Flux [lm]	Sum Zonal Flux [lm]	Rel Zonal Flux [%]	Sum Rel Zonal Flux [%]
36.0-37.0	17.6	1.1	608.8	0.18	97.97
37.0-38.0	15.6	1.0	609.8	0.17	98.13
38.0-39.0	13.9	0.9	610.8	0.15	98.29
39.0-40.0	12.4	0.9	611.6	0.14	98.43
40.0-41.0	11.1	0.8	612.4	0.13	98.55
41.0-42.0	9.9	0.7	613.2	0.12	98.67
42.0-43.0	8.8	0.7	613.8	0.11	98.77
43.0-44.0	7.8	0.6	614.4	0.09	98.87
44.0-45.0	6.8	0.5	614.9	0.08	98.95
45.0-46.0	6.0	0.5	615.4	0.08	99.03
46.0-47.0	5.2	0.4	615.8	0.07	99.09
47.0-48.0	4.4	0.4	616.2	0.06	99.15
48.0-49.0	3.7	0.3	616.5	0.05	99.20
49.0-50.0	3.1	0.3	616.7	0.04	99.24
50.0-51.0	2.4	0.2	616.9	0.03	99.27
51.0-52.0	1.9	0.2	617.1	0.03	99.30
52.0-53.0	1.6	0.1	617.2	0.02	99.32
53.0-54.0	1.3	0.1	617.3	0.02	99.34
54.0-55.0	1.1	0.1	617.4	0.02	99.36
55.0-56.0	0.9	0.1	617.5	0.01	99.37
56.0-57.0	0.7	0.1	617.6	0.01	99.38
57.0-58.0	0.5	0.1	617.6	0.01	99.39
58.0-59.0	0.4	0.0	617.7	0.01	99.40
59.0-60.0	0.2	0.0	617.7	0.00	99.40
60.0-61.0	0.2	0.0	617.7	0.00	99.40
61.0-62.0	0.1	0.0	617.7	0.00	99.40
62.0-63.0	0.0	0.0	617.7	0.00	99.40
63.0-64.0	0.0	0.0	617.7	0.00	99.40
64.0-65.0	0.0	0.0	617.7	0.00	99.40
65.0-66.0	0.0	0.0	617.7	0.00	99.40
66.0-67.0	0.0	0.0	617.7	0.00	99.40
67.0-68.0	0.0	0.0	617.7	0.00	99.40
68.0-69.0	0.0	0.0	617.7	0.00	99.40
69.0-70.0	0.0	0.0	617.7	0.00	99.40
70.0-71.0	0.0	0.0	617.7	0.00	99.40
71.0-72.0	0.0	0.0	617.7	0.00	99.40

C Plane (°):0.0-360.0: 90.0  
 Test Lab:  
 Test Type: TYPE C  
 Temperature: 22  
 Operator:

Gamma Plane (°):0.0-180.0:1.0  
 Test Device:  
 Distance:  
 Humidity: 55  
 Inspector:

## Zonal Lumen (Continue 2)

Gamma [°]	I <sub>mean</sub> [cd]	Zonal Flux [lm]	Sum Zonal Flux [lm]	Rel Zonal Flux [%]	Sum Rel Zonal Flux [%]
72.0-73.0	0.0	0.0	617.7	0.00	99.40
73.0-74.0	0.0	0.0	617.7	0.00	99.40
74.0-75.0	0.0	0.0	617.7	0.00	99.40
75.0-76.0	0.0	0.0	617.7	0.00	99.40
76.0-77.0	0.0	0.0	617.7	0.00	99.40
77.0-78.0	0.0	0.0	617.7	0.00	99.40
78.0-79.0	0.0	0.0	617.7	0.00	99.40
79.0-80.0	0.0	0.0	617.7	0.00	99.40
80.0-81.0	0.0	0.0	617.7	0.00	99.40
81.0-82.0	0.0	0.0	617.7	0.00	99.40
82.0-83.0	0.0	0.0	617.7	0.00	99.40
83.0-84.0	0.0	0.0	617.7	0.00	99.40
84.0-85.0	0.0	0.0	617.7	0.00	99.40
85.0-86.0	0.0	0.0	617.7	0.00	99.40
86.0-87.0	0.0	0.0	617.7	0.00	99.40
87.0-88.0	0.0	0.0	617.7	0.00	99.40
88.0-89.0	0.0	0.0	617.7	0.00	99.40
89.0-90.0	0.0	0.0	617.7	0.00	99.40
90.0-91.0	0.0	0.0	617.7	0.00	99.40
91.0-92.0	0.0	0.0	617.7	0.00	99.40
92.0-93.0	0.0	0.0	617.7	0.00	99.40
93.0-94.0	0.0	0.0	617.7	0.00	99.40
94.0-95.0	0.0	0.0	617.7	0.00	99.40
95.0-96.0	0.0	0.0	617.7	0.00	99.40
96.0-97.0	0.0	0.0	617.7	0.00	99.40
97.0-98.0	0.0	0.0	617.7	0.00	99.40
98.0-99.0	0.0	0.0	617.7	0.00	99.40
99.0-100.0	0.0	0.0	617.7	0.00	99.40
100.0-101.0	0.0	0.0	617.7	0.00	99.40
101.0-102.0	0.0	0.0	617.7	0.00	99.40
102.0-103.0	0.0	0.0	617.7	0.00	99.40
103.0-104.0	0.0	0.0	617.7	0.00	99.40
104.0-105.0	0.0	0.0	617.7	0.00	99.40
105.0-106.0	0.0	0.0	617.7	0.00	99.40
106.0-107.0	0.0	0.0	617.7	0.00	99.40
107.0-108.0	0.0	0.0	617.7	0.00	99.40

C Plane (°):0.0-360.0: 90.0  
 Test Lab:  
 Test Type: TYPE C  
 Temperature: 22  
 Operator:

Gamma Plane (°):0.0-180.0:1.0  
 Test Device:  
 Distance:  
 Humidity: 55  
 Inspector:

### Zonal Lumen (Continue 3)

Gamma [°]	I <sub>mean</sub> [cd]	Zonal Flux [lm]	Sum Zonal Flux [lm]	Rel Zonal Flux [%]	Sum Rel Zonal Flux [%]
108.0-109.0	0.0	0.0	617.7	0.00	99.40
109.0-110.0	0.0	0.0	617.7	0.00	99.40
110.0-111.0	0.0	0.0	617.7	0.00	99.40
111.0-112.0	0.0	0.0	617.7	0.00	99.40
112.0-113.0	0.0	0.0	617.7	0.00	99.40
113.0-114.0	0.0	0.0	617.7	0.00	99.40
114.0-115.0	0.0	0.0	617.7	0.00	99.40
115.0-116.0	0.0	0.0	617.7	0.00	99.40
116.0-117.0	0.0	0.0	617.7	0.00	99.40
117.0-118.0	0.0	0.0	617.7	0.00	99.40
118.0-119.0	0.0	0.0	617.7	0.00	99.40
119.0-120.0	0.0	0.0	617.7	0.00	99.40
120.0-121.0	0.0	0.0	617.7	0.00	99.40
121.0-122.0	0.0	0.0	617.7	0.00	99.40
122.0-123.0	0.0	0.0	617.7	0.00	99.40
123.0-124.0	0.0	0.0	617.7	0.00	99.40
124.0-125.0	0.0	0.0	617.7	0.00	99.40
125.0-126.0	0.0	0.0	617.7	0.00	99.40
126.0-127.0	0.0	0.0	617.7	0.00	99.40
127.0-128.0	0.0	0.0	617.7	0.00	99.40
128.0-129.0	0.0	0.0	617.7	0.00	99.40
129.0-130.0	0.0	0.0	617.7	0.00	99.40
130.0-131.0	0.0	0.0	617.7	0.00	99.40
131.0-132.0	0.1	0.0	617.7	0.00	99.40
132.0-133.0	0.1	0.0	617.7	0.00	99.40
133.0-134.0	0.2	0.0	617.7	0.00	99.41
134.0-135.0	0.2	0.0	617.8	0.00	99.41
135.0-136.0	0.4	0.0	617.8	0.00	99.41
136.0-137.0	0.5	0.0	617.8	0.01	99.42
137.0-138.0	0.5	0.0	617.9	0.01	99.43
138.0-139.0	0.7	0.1	617.9	0.01	99.43
139.0-140.0	0.8	0.1	618.0	0.01	99.44
140.0-141.0	0.9	0.1	618.0	0.01	99.45
141.0-142.0	1.1	0.1	618.1	0.01	99.47
142.0-143.0	1.2	0.1	618.2	0.01	99.48
143.0-144.0	1.3	0.1	618.3	0.01	99.49

C Plane (°):0.0-360.0: 90.0  
 Test Lab:  
 Test Type: TYPE C  
 Temperature: 22  
 Operator:

Gamma Plane (°):0.0-180.0:1.0  
 Test Device:  
 Distance:  
 Humidity: 55  
 Inspector:



## Zonal Lumen (Continue 4)

Gamma [°]	I <sub>mean</sub> [cd]	Zonal Flux [lm]	Sum Zonal Flux [lm]	Rel Zonal Flux [%]	Sum Rel Zonal Flux [%]
144.0-145.0	1.5	0.1	618.4	0.01	99.51
145.0-146.0	1.6	0.1	618.5	0.02	99.52
146.0-147.0	1.7	0.1	618.6	0.02	99.54
147.0-148.0	1.8	0.1	618.7	0.02	99.56
148.0-149.0	2.0	0.1	618.8	0.02	99.58
149.0-150.0	2.1	0.1	618.9	0.02	99.60
150.0-151.0	2.2	0.1	619.0	0.02	99.61
151.0-152.0	2.3	0.1	619.2	0.02	99.63
152.0-153.0	2.5	0.1	619.3	0.02	99.65
153.0-154.0	2.6	0.1	619.4	0.02	99.67
154.0-155.0	2.7	0.1	619.5	0.02	99.70
155.0-156.0	2.8	0.1	619.7	0.02	99.72
156.0-157.0	2.9	0.1	619.8	0.02	99.74
157.0-158.0	3.0	0.1	619.9	0.02	99.76
158.0-159.0	3.1	0.1	620.0	0.02	99.78
159.0-160.0	3.1	0.1	620.2	0.02	99.80
160.0-161.0	3.2	0.1	620.3	0.02	99.81
161.0-162.0	3.3	0.1	620.4	0.02	99.83
162.0-163.0	3.3	0.1	620.5	0.02	99.85
163.0-164.0	3.4	0.1	620.6	0.02	99.87
164.0-165.0	3.4	0.1	620.7	0.02	99.88
165.0-166.0	3.4	0.1	620.8	0.01	99.90
166.0-167.0	3.4	0.1	620.9	0.01	99.91
167.0-168.0	3.4	0.1	621.0	0.01	99.93
168.0-169.0	3.4	0.1	621.0	0.01	99.94
169.0-170.0	3.4	0.1	621.1	0.01	99.95
170.0-171.0	3.4	0.1	621.2	0.01	99.96
171.0-172.0	3.4	0.1	621.2	0.01	99.97
172.0-173.0	3.4	0.0	621.3	0.01	99.97
173.0-174.0	3.3	0.0	621.3	0.01	99.98
174.0-175.0	3.3	0.0	621.4	0.01	99.99
175.0-176.0	3.4	0.0	621.4	0.00	99.99
176.0-177.0	3.4	0.0	621.4	0.00	100.00
177.0-178.0	3.3	0.0	621.4	0.00	100.00
178.0-179.0	3.3	0.0	621.4	0.00	100.00
179.0-180.0	3.4	0.0	621.4	0.00	100.00

C Plane (°):0.0-360.0: 90.0  
 Test Lab:  
 Test Type: TYPE C  
 Temperature: 22  
 Operator:

Gamma Plane (°):0.0-180.0:1.0  
 Test Device:  
 Distance:  
 Humidity: 55  
 Inspector:

## Candlepower Table

Unit: cd

G\C	C0.0	C90.0	C180.0	C270.0	C360.0					
G0.0	1839.8	1816.5	1839.8	1816.5	1839.8					
G1.0	1832.8	1809.8	1837.0	1815.5	1832.8					
G2.0	1818.8	1795.7	1827.7	1805.9	1818.8					
G3.0	1797.8	1775.6	1814.5	1789.9	1797.8					
G4.0	1770.1	1751.8	1794.0	1768.4	1770.1					
G5.0	1734.8	1717.6	1769.0	1741.3	1734.8					
G6.0	1697.7	1680.3	1736.3	1707.2	1697.7					
G7.0	1653.0	1637.4	1698.7	1667.4	1653.0					
G8.0	1605.7	1590.7	1655.3	1622.5	1605.7					
G9.0	1550.0	1538.5	1606.7	1572.7	1550.0					
G10.0	1492.3	1481.5	1555.1	1521.8	1492.3					
G11.0	1430.2	1423.1	1500.9	1461.6	1430.2					
G12.0	1358.6	1361.6	1437.2	1401.7	1358.6					
G13.0	1275.1	1288.4	1371.7	1324.8	1275.1					
G14.0	1186.0	1205.2	1289.8	1239.1	1186.0					
G15.0	1089.2	1112.8	1202.4	1147.6	1089.2					
G16.0	996.0	1021.9	1110.3	1058.5	996.0					
G17.0	903.4	935.0	1021.8	966.3	903.4					
G18.0	813.3	843.4	930.7	875.9	813.3					
G19.0	724.4	756.7	842.4	785.9	724.4					
G20.0	630.8	671.5	754.5	696.3	630.8					
G21.0	540.4	585.8	667.4	606.0	540.4					
G22.0	451.6	495.4	579.9	516.0	451.6					
G23.0	366.6	410.8	495.2	427.9	366.6					
G24.0	287.5	330.5	406.0	344.0	287.5					
G25.0	217.7	256.3	324.9	267.9	217.7					
G26.0	156.8	189.8	250.5	201.2	156.8					
G27.0	113.6	140.4	186.4	145.2	113.6					
G28.0	79.4	98.4	134.7	103.7	79.4					
G29.0	58.6	70.9	95.4	73.2	58.6					
G30.0	44.6	51.5	68.8	54.3	44.6					
G31.0	35.3	40.0	50.2	41.6	35.3					
G32.0	29.8	32.4	38.7	34.2	29.8					
G33.0	25.6	27.5	31.8	28.5	25.6					
G34.0	22.2	23.4	27.0	24.3	22.2					
G35.0	19.5	21.0	23.3	21.1	19.5					
G36.0	17.3	18.4	20.4	18.6	17.3					

C Plane (°):0.0-360.0: 90.0  
 Test Lab:  
 Test Type: TYPE C  
 Temperature: 22  
 Operator:

Gamma Plane (°):0.0-180.0:1.0  
 Test Device:  
 Distance:  
 Humidity: 55  
 Inspector:

## Candlepower Table (Continue 1)

Unit: cd

G\C	C0.0	C90.0	C180.0	C270.0	C360.0					
G37.0	15.3	16.3	18.0	16.2	15.3					
G38.0	13.7	14.5	16.0	14.5	13.7					
G39.0	12.2	13.1	14.3	12.9	12.2					
G40.0	11.0	11.6	12.7	11.5	11.0					
G41.0	9.8	10.6	11.4	10.3	9.8					
G42.0	8.6	9.4	10.1	9.2	8.6					
G43.0	7.6	8.4	9.1	8.1	7.6					
G44.0	6.7	7.3	8.0	7.1	6.7					
G45.0	5.9	6.5	7.0	6.2	5.9					
G46.0	5.0	5.6	6.2	5.4	5.0					
G47.0	4.3	4.9	5.3	4.6	4.3					
G48.0	3.5	4.1	4.5	3.9	3.5					
G49.0	3.0	3.4	3.8	3.3	3.0					
G50.0	2.4	2.8	3.2	2.7	2.4					
G51.0	1.9	2.1	2.4	2.1	1.9					
G52.0	1.5	1.8	2.0	1.6	1.5					
G53.0	1.4	1.4	1.6	1.3	1.4					
G54.0	1.1	1.3	1.3	1.2	1.1					
G55.0	0.8	1.0	1.1	1.0	0.8					
G56.0	0.8	0.8	1.0	0.7	0.8					
G57.0	0.6	0.6	0.7	0.6	0.6					
G58.0	0.4	0.5	0.5	0.4	0.4					
G59.0	0.1	0.4	0.3	0.3	0.1					
G60.0	0.2	0.3	0.1	0.1	0.2					
G61.0	0.1	0.1	0.2	0.1	0.1					
G62.0	0.0	0.0	0.1	0.0	0.0					
G63.0	0.0	0.0	0.0	0.0	0.0					
G64.0	0.0	0.0	0.0	0.0	0.0					
G65.0	0.0	0.0	0.0	0.0	0.0					
G66.0	0.0	0.0	0.0	0.0	0.0					
G67.0	0.0	0.0	0.0	0.0	0.0					
G68.0	0.0	0.0	0.0	0.0	0.0					
G69.0	0.0	0.0	0.0	0.0	0.0					
G70.0	0.0	0.0	0.0	0.0	0.0					
G71.0	0.0	0.0	0.0	0.0	0.0					
G72.0	0.0	0.0	0.0	0.0	0.0					
G73.0	0.0	0.0	0.0	0.0	0.0					

C Plane (°):0.0-360.0: 90.0

Test Lab:

Test Type: TYPE C

Temperature: 22

Operator:

Gamma Plane (°):0.0-180.0:1.0

Test Device:

Distance:

Humidity: 55

Inspector:

## Candlepower Table (Continue 2)

Unit: cd

G\C	C0.0	C90.0	C180.0	C270.0	C360.0					
G74.0	0.0	0.0	0.0	0.0	0.0					
G75.0	0.0	0.0	0.0	0.0	0.0					
G76.0	0.0	0.0	0.0	0.0	0.0					
G77.0	0.0	0.0	0.0	0.0	0.0					
G78.0	0.0	0.0	0.0	0.0	0.0					
G79.0	0.0	0.0	0.0	0.0	0.0					
G80.0	0.0	0.0	0.0	0.0	0.0					
G81.0	0.0	0.0	0.0	0.0	0.0					
G82.0	0.0	0.0	0.0	0.0	0.0					
G83.0	0.0	0.0	0.0	0.0	0.0					
G84.0	0.0	0.0	0.0	0.0	0.0					
G85.0	0.0	0.0	0.0	0.0	0.0					
G86.0	0.0	0.0	0.0	0.0	0.0					
G87.0	0.0	0.0	0.0	0.0	0.0					
G88.0	0.0	0.0	0.0	0.0	0.0					
G89.0	0.0	0.0	0.0	0.0	0.0					
G90.0	0.0	0.0	0.0	0.0	0.0					
G91.0	0.0	0.0	0.0	0.0	0.0					
G92.0	0.0	0.0	0.0	0.0	0.0					
G93.0	0.0	0.0	0.0	0.0	0.0					
G94.0	0.0	0.0	0.0	0.0	0.0					
G95.0	0.0	0.0	0.0	0.0	0.0					
G96.0	0.0	0.0	0.0	0.0	0.0					
G97.0	0.0	0.0	0.0	0.0	0.0					
G98.0	0.0	0.0	0.0	0.0	0.0					
G99.0	0.0	0.0	0.0	0.0	0.0					
G100.0	0.0	0.0	0.0	0.0	0.0					
G101.0	0.0	0.0	0.0	0.0	0.0					
G102.0	0.0	0.0	0.0	0.0	0.0					
G103.0	0.0	0.0	0.0	0.0	0.0					
G104.0	0.0	0.0	0.0	0.0	0.0					
G105.0	0.0	0.0	0.0	0.0	0.0					
G106.0	0.0	0.0	0.0	0.0	0.0					
G107.0	0.0	0.0	0.0	0.0	0.0					
G108.0	0.0	0.0	0.0	0.0	0.0					
G109.0	0.0	0.0	0.0	0.0	0.0					
G110.0	0.0	0.0	0.0	0.0	0.0					

C Plane (°):0.0-360.0: 90.0  
 Test Lab:  
 Test Type: TYPE C  
 Temperature: 22  
 Operator:

Gamma Plane (°):0.0-180.0:1.0  
 Test Device:  
 Distance:  
 Humidity: 55  
 Inspector:

## Candlepower Table (Continue 3)

Unit: cd

G\C	C0.0	C90.0	C180.0	C270.0	C360.0					
G111.0	0.0	0.0	0.0	0.0	0.0					
G112.0	0.0	0.0	0.0	0.0	0.0					
G113.0	0.0	0.0	0.0	0.0	0.0					
G114.0	0.0	0.0	0.0	0.0	0.0					
G115.0	0.0	0.0	0.0	0.0	0.0					
G116.0	0.0	0.0	0.0	0.0	0.0					
G117.0	0.0	0.0	0.0	0.0	0.0					
G118.0	0.0	0.0	0.0	0.0	0.0					
G119.0	0.0	0.0	0.0	0.0	0.0					
G120.0	0.0	0.0	0.0	0.0	0.0					
G121.0	0.0	0.0	0.0	0.0	0.0					
G122.0	0.0	0.0	0.0	0.0	0.0					
G123.0	0.0	0.0	0.0	0.0	0.0					
G124.0	0.0	0.0	0.0	0.0	0.0					
G125.0	0.0	0.0	0.0	0.0	0.0					
G126.0	0.0	0.0	0.0	0.0	0.0					
G127.0	0.0	0.0	0.0	0.0	0.0					
G128.0	0.0	0.0	0.0	0.0	0.0					
G129.0	0.0	0.0	0.0	0.0	0.0					
G130.0	0.0	0.0	0.0	0.0	0.0					
G131.0	0.0	0.0	0.0	0.1	0.0					
G132.0	0.0	0.0	0.1	0.2	0.0					
G133.0	0.0	0.0	0.3	0.2	0.0					
G134.0	0.0	0.0	0.4	0.4	0.0					
G135.0	0.2	0.1	0.4	0.4	0.2					
G136.0	0.3	0.2	0.6	0.6	0.3					
G137.0	0.4	0.3	0.7	0.6	0.4					
G138.0	0.4	0.5	0.8	0.9	0.4					
G139.0	0.7	0.6	0.9	0.9	0.7					
G140.0	0.8	0.7	1.0	1.0	0.8					
G141.0	0.9	0.9	1.2	1.2	0.9					
G142.0	1.0	1.0	1.3	1.3	1.0					
G143.0	1.1	1.0	1.4	1.4	1.1					
G144.0	1.4	1.2	1.5	1.6	1.4					
G145.0	1.5	1.3	1.7	1.6	1.5					
G146.0	1.6	1.5	1.8	1.8	1.6					
G147.0	1.8	1.5	1.9	1.8	1.8					

C Plane (°):0.0-360.0: 90.0  
 Test Lab:  
 Test Type: TYPE C  
 Temperature: 22  
 Operator:

Gamma Plane (°):0.0-180.0:1.0  
 Test Device:  
 Distance:  
 Humidity: 55  
 Inspector:

## Candlepower Table (Continue 4)

Unit: cd

G\C	C0.0	C90.0	C180.0	C270.0	C360.0					
G148.0	1.8	1.8	2.0	2.0	1.8					
G149.0	2.1	1.8	2.2	2.1	2.1					
G150.0	2.3	1.9	2.3	2.2	2.3					
G151.0	2.3	2.0	2.4	2.3	2.3					
G152.0	2.4	2.3	2.5	2.4	2.4					
G153.0	2.6	2.4	2.7	2.5	2.6					
G154.0	2.7	2.5	2.8	2.6	2.7					
G155.0	2.9	2.6	2.9	2.7	2.9					
G156.0	3.0	2.6	3.0	2.8	3.0					
G157.0	3.2	2.8	3.1	2.8	3.2					
G158.0	3.1	2.8	3.1	3.1	3.1					
G159.0	3.2	3.0	3.2	3.0	3.2					
G160.0	3.3	3.1	3.3	3.1	3.3					
G161.0	3.4	3.1	3.3	3.1	3.4					
G162.0	3.4	3.2	3.3	3.3	3.4					
G163.0	3.4	3.3	3.4	3.2	3.4					
G164.0	3.5	3.3	3.4	3.3	3.5					
G165.0	3.5	3.3	3.4	3.3	3.5					
G166.0	3.5	3.3	3.4	3.3	3.5					
G167.0	3.6	3.4	3.5	3.2	3.6					
G168.0	3.5	3.3	3.3	3.3	3.5					
G169.0	3.4	3.5	3.3	3.2	3.4					
G170.0	3.5	3.4	3.4	3.3	3.5					
G171.0	3.4	3.3	3.5	3.2	3.4					
G172.0	3.4	3.3	3.5	3.3	3.4					
G173.0	3.5	3.3	3.4	3.2	3.5					
G174.0	3.4	3.3	3.3	3.2	3.4					
G175.0	3.4	3.3	3.4	3.2	3.4					
G176.0	3.5	3.3	3.3	3.3	3.5					
G177.0	3.3	3.4	3.3	3.3	3.3					
G178.0	3.3	3.4	3.3	3.3	3.3					
G179.0	3.3	3.3	3.4	3.3	3.3					
G180.0	3.3	3.4	3.4	3.3	3.3					

C Plane (°):0.0-360.0: 90.0

Test Lab:

Test Type: TYPE C

Temperature: 22

Operator:

Gamma Plane (°):0.0-180.0:1.0

Test Device:

Distance:

Humidity: 55

Inspector: