

HOPOO GONIOPHOTOMETERS SYSTEM TEST REPORT

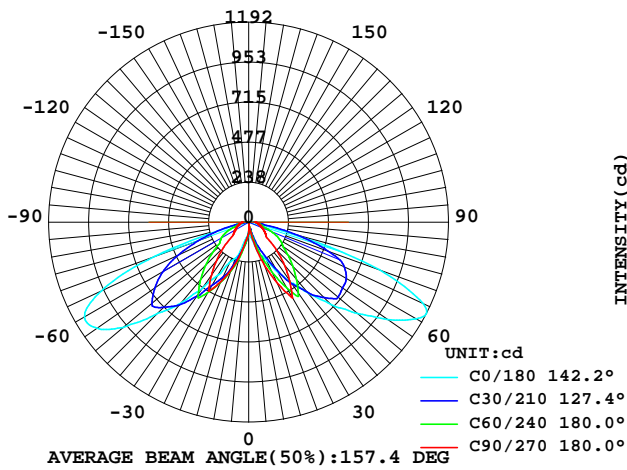
STREETLIGHT PHOTOMETRIC TEST REPORT

Report number:

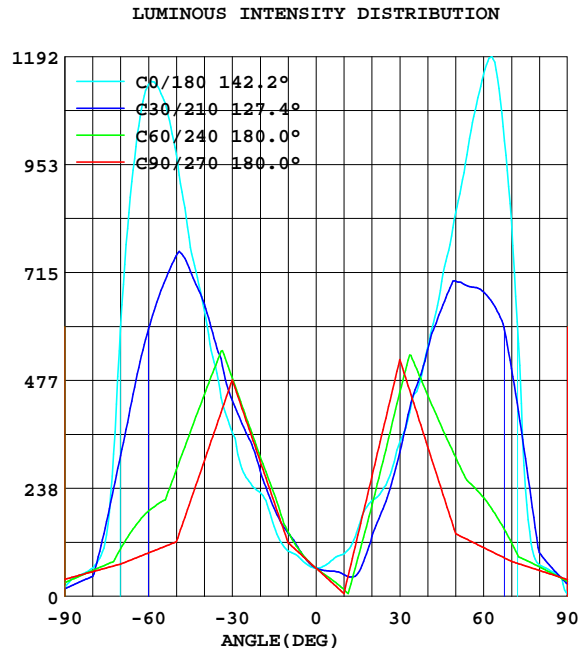
MANUFACTURER:	Address:		
NAME: LDP105	TYPE:	WEIGHT:	
SPECIFICATION:	DIMENSION:	SERIAL No.:	

MODEL:		I _{max} (cd):	1249	Effective Flux(lm):	1780.6
NOMINAL POWER(W):	24	MAXIMUM(C, γ):	185, 63.5	EEI	0.189
RATED VOLTAGE(V):	220	EFFICIENCY(%):	100.0	Voltage(V)	219.8
NOMINAL FLUX(lm):	1934.7	η street_up(%):	0.0	Current(A)	0.114
TEST FLUX(lm):	1935	η street_down(%):	49.1	Power(W)	24.66
LAMPS QUANTITY:	1	η house_up(%):	0.0	Power Factor	0.979
TOTAL FLUX(lm):	1935	η house_down(%):	50.9	EFFICIENCY(lm/W)	78.5

INTENSITY DISTRIBUTION DIAGRAM
IN C PLANS



INTENSITY DISTRIBUTION DIAGRAM
IN C PLANS



Test System:HOPOO HPG1900
 Temperature:25.3DEG
 Operators:
 Test Date:2024年05月17日

Test Set: 5.0deg/s B-Beta (TYPE B)
 Humidity:65.0%
 Test Distance:10.500 m
 Remarks:

Color Temperature Data List

Report number:

MANUFACTURER:	Address:	
NAME: LDP105	TYPE:	WEIGHT:
SPECIFICATION:	DIMENSION:	SERIAL No.:

Test System:HOPOO HPG1900
Temperature:25.3DEG
Operators:
Test Date:2024年05月17日

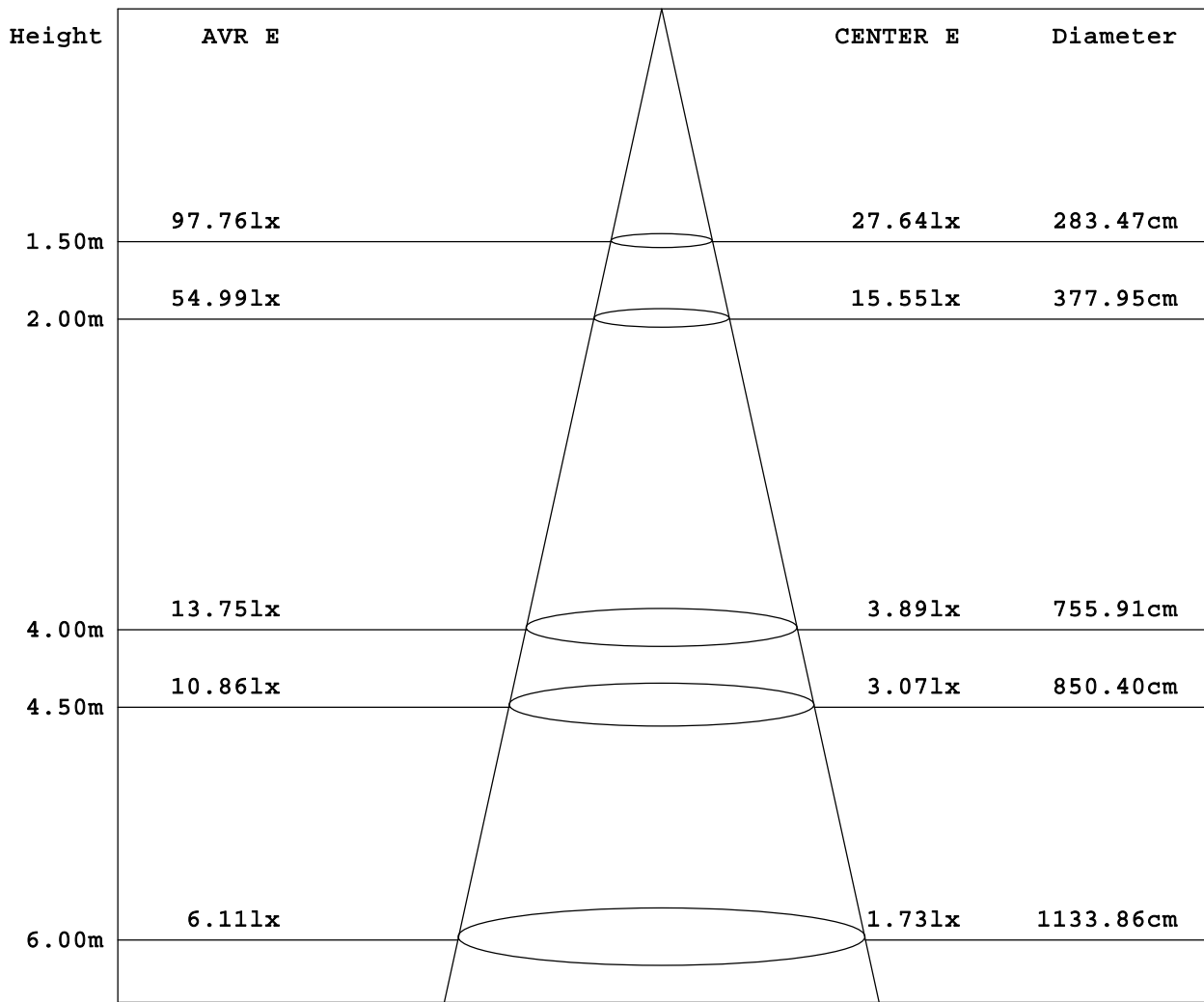
Test Set: 5.0deg/s B-Beta (TYPE B)
Humidity:65.0%
Test Distance:10.500 m
Remarks:

HOPOO GONIOPHOTOMETERS SYSTEM TEST REPORT

AVERAGE AND CENTER E Figure

Report number:

MANUFACTURER:	Address:	
NAME: LDP105	TYPE:	WEIGHT:
SPECIFICATION:	DIMENSION:	SERIAL No.:



Angle: 86.8deg

Test System: HOPOO HPG1900
 Temperature: 25.3DEG
 Operators:
 Test Date: 2024年05月17日

Test Set: 5.0deg/s B-Beta (TYPE B)
 Humidity: 65.0%
 Test Distance: 10.500 m
 Remarks:

HOPOO GONIOPHOTOMETERS SYSTEM TEST REPORT

ZONAL FLUX DIAGRAM

Report number:

MANUFACTURER:	Address:	
NAME: LDP105	TYPE:	WEIGHT:
SPECIFICATION:	DIMENSION:	SERIAL No.:

γ	C0	C45	C90	C135	C180	C225	C270	C315	γ	zone	total
5.0	79.65	94.72	90.18	91.67	75.85	46.76	34.17	48.77	0- 5	1.587	1.587
10.0	100.0	150.7	118.1	144.3	93.71	29.09	6.174	32.01	5- 10	5.598	7.186
15.0	153.9	206.3	208.0	194.6	149.1	28.13	135.2	30.96	10- 15	13.11	20.30
20.0	229.1	294.4	297.9	271.8	211.5	155.8	264.3	159.8	15- 20	31.68	51.98
25.0	262.5	391.1	387.8	349.2	245.7	297.6	393.3	309.4	20- 25	58.60	110.5
30.0	361.8	478.8	477.7	415.1	340.2	393.3	522.4	420.1	25- 30	92.86	203.4
35.0	478.1	564.6	388.3	472.5	445.2	497.7	426.3	535.9	30- 35	131.3	334.7
40.0	630.2	637.6	299.0	517.8	548.9	579.0	330.3	628.7	35- 40	160.3	495.1
45.0	769.8	583.4	209.7	458.9	694.9	541.6	234.2	573.9	40- 45	183.4	678.5
50.0	976.3	528.8	120.3	400.3	847.7	516.2	138.1	517.4	45- 50	199.9	878.5
55.0	1103	473.0	108.1	345.3	1011	485.5	122.8	462.6	50- 55	212.8	1091
60.0	1130	403.5	95.80	292.9	1153	457.8	107.6	406.6	55- 60	223.6	1315
65.0	966.2	312.8	83.51	248.0	1146	371.9	92.33	325.2	60- 65	220.8	1536
70.0	597.3	202.4	71.22	180.2	829.2	261.1	77.06	219.6	65- 70	184.8	1721
75.0	135.1	81.21	62.81	95.08	234.9	131.0	67.08	96.92	70- 75	113.1	1834
80.0	62.62	51.72	54.40	68.18	69.45	90.23	57.10	63.68	75- 80	51.45	1885
85.0	45.86	34.85	46.00	47.21	53.08	58.89	47.13	41.21	80- 85	29.66	1915
90.0	20.39	18.08	37.59	24.80	5.567	25.79	37.15	18.19	85- 90	19.68	1935
95.0									90- 95		
100.0									95-100		
105.0									100-105		
110.0									105-110		
115.0									110-115		
120.0									115-120		
125.0									120-125		
130.0									125-130		
135.0									130-135		
140.0									135-140		
145.0									140-145		
150.0									145-150		
155.0									150-155		
160.0									155-160		
165.0									160-165		
170.0									165-170		
175.0									170-175		
180.0									175-180		
DEG	LUMINOUS INTENSITY:cd									UNIT:lm	

Test System:HOPOO HPG1900
 Temperature:25.3DEG
 Operators:
 Test Date:2024年05月17日

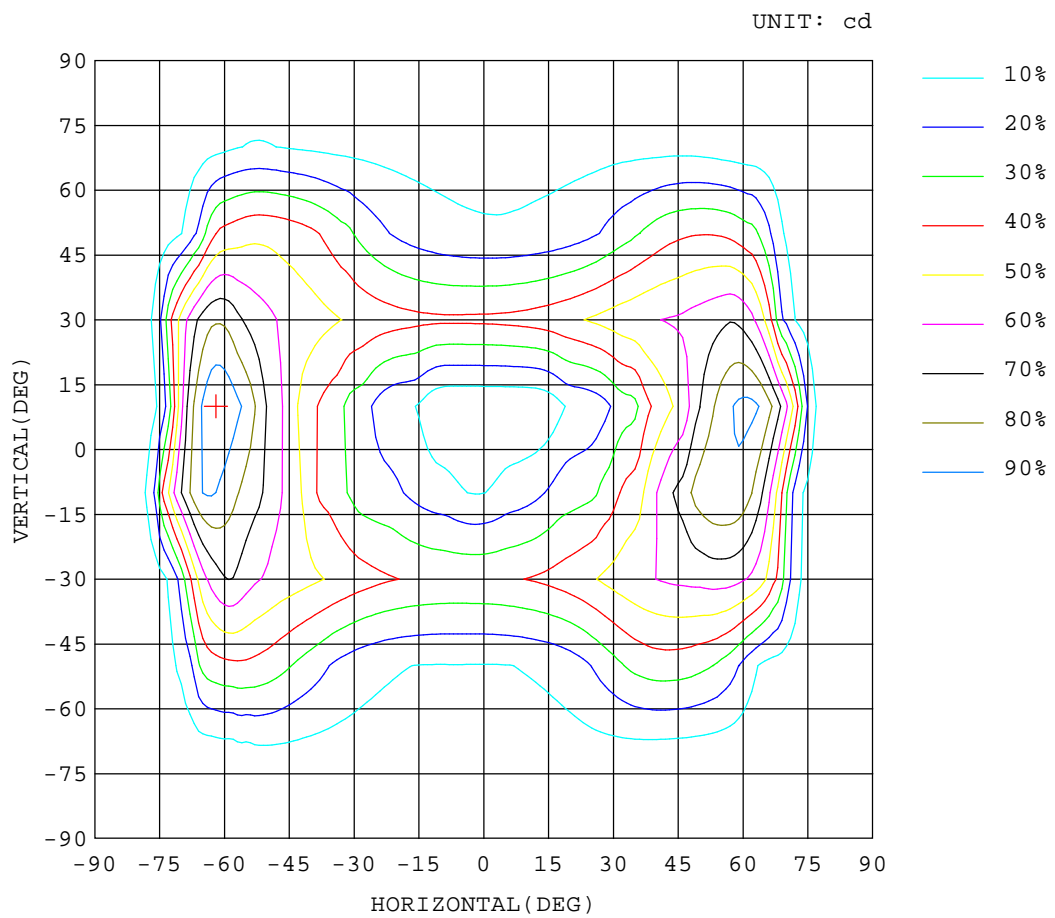
Test Set: 5.0deg/s B-Beta (TYPE B)
 Humidity:65.0%
 Test Distance:10.500 m
 Remarks:

HOPOO GONIOPHOTOMETERS SYSTEM TEST REPORT

ISOCANDELA DIAGRAM

Report number:

MANUFACTURER:	Address:	
NAME: LDP105	TYPE:	WEIGHT:
SPECIFICATION:	DIMENSION:	SERIAL No.:



Test System:HOPOO HPG1900
 Temperature:25.3DEG
 Operators:
 Test Date:2024年05月17日

Test Set: 5.0deg/s B-Beta (TYPE B)
 Humidity:65.0%
 Test Distance:10.500 m
 Remarks:

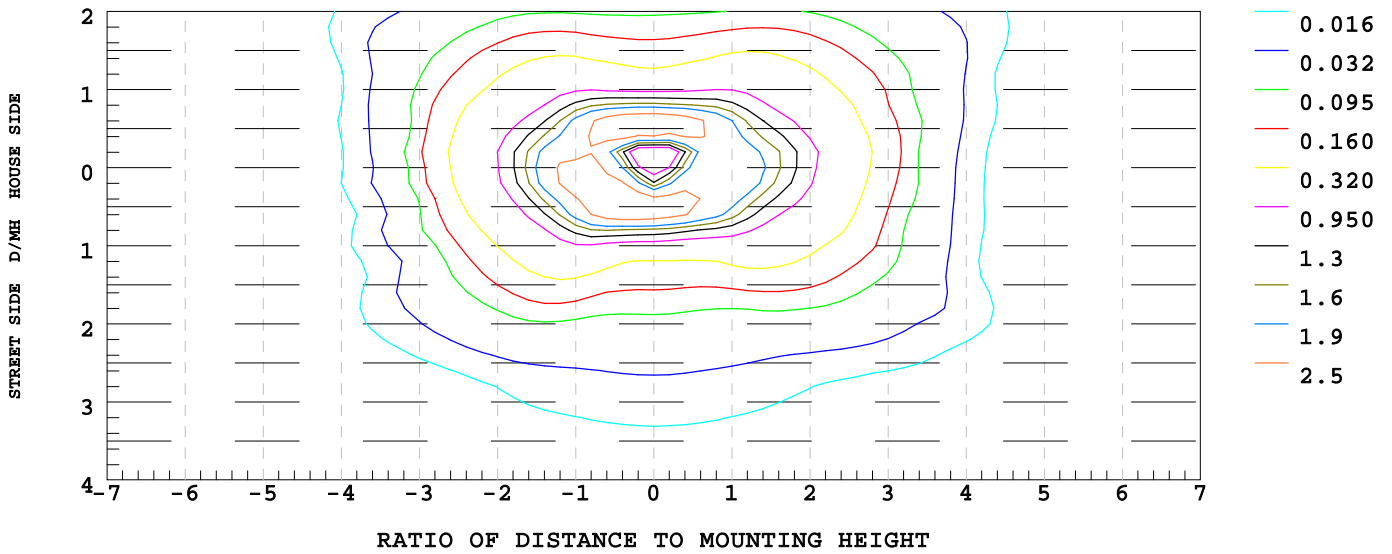
HOPOO GONIOPHOTOMETERS SYSTEM TEST REPORT

ISOLUX DIAGRAM

Report number:

MANUFACTURER:	Address:	
NAME: LDP105	TYPE:	WEIGHT:
SPECIFICATION:	DIMENSION:	SERIAL No.:

ILLUMINANCE AT MH=10 m, Enadir = 0.62 lx



Test System:HOPOO HPG1900
 Temperature:25.3DEG
 Operators:
 Test Date:2024年05月17日

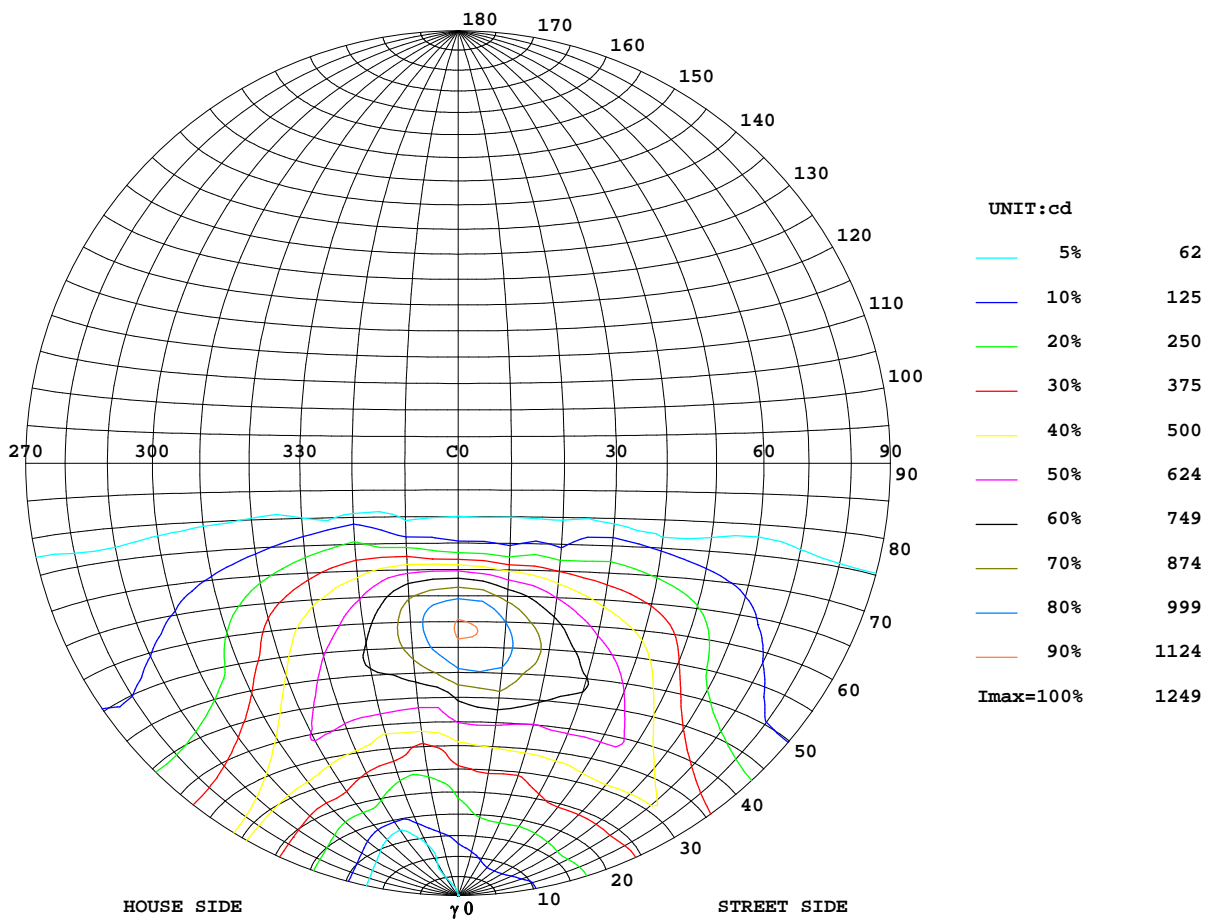
Test Set: 5.0deg/s B-Beta (TYPE B)
 Humidity:65.0%
 Test Distance:10.500 m
 Remarks:

HOPOO GONIOPHOTOMETERS SYSTEM TEST REPORT

ISOCANDELA DIAGRAM

Report number:

MANUFACTURER:	Address:	
NAME: LDP105	TYPE:	WEIGHT:
SPECIFICATION:	DIMENSION:	SERIAL No.:



Test System:HOPOO HPG1900
 Temperature:25.3DEG
 Operators:
 Test Date:2024年05月17日

Test Set: 5.0deg/s B-Beta (TYPE B)
 Humidity:65.0%
 Test Distance:10.500 m
 Remarks: