

HOPOO GONIOPHOTOMETERS SYSTEM TEST REPORT

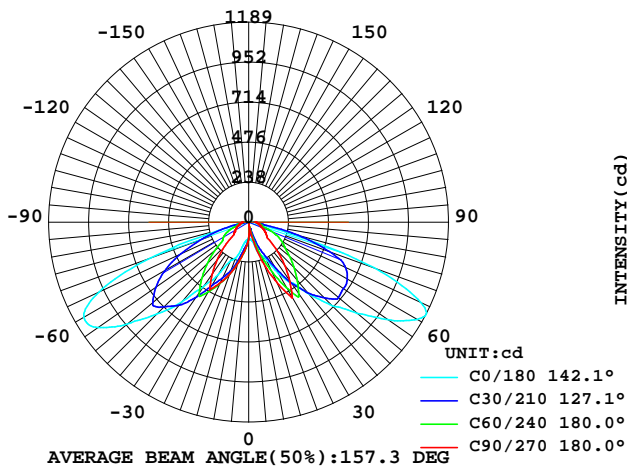
STREETLIGHT PHOTOMETRIC TEST REPORT

Report number:

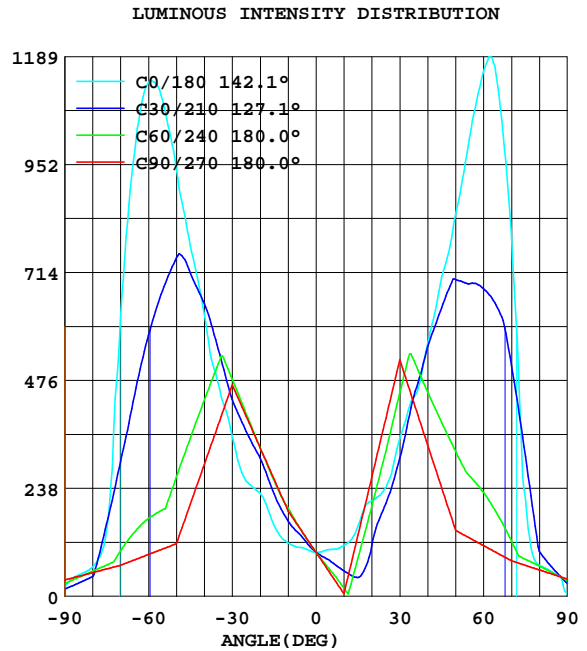
MANUFACTURER:	Address:		
NAME: LDP105	TYPE:	WEIGHT:	
SPECIFICATION:	DIMENSION:	SERIAL No.:	

MODEL:		I _{max} (cd):	1254	Effective Flux(lm):	1780.9
NOMINAL POWER(W):	24	MAXIMUM(C, γ):	185, 63.5	EEI	0.190
RATED VOLTAGE(V):	120	EFFICIENCY(%):	100.0	Voltage(V)	120.0
NOMINAL FLUX(lm):	1932.6	η street_up(%):	0.0	Current(A)	0.208
TEST FLUX(lm):	1933	η street_down(%):	48.7	Power(W)	24.90
LAMPS QUANTITY:	1	η house_up(%):	0.0	Power Factor	0.995
TOTAL FLUX(lm):	1933	η house_down(%):	51.3	EFFICIENCY(lm/W)	77.6

INTENSITY DISTRIBUTION DIAGRAM
IN C PLANS



INTENSITY DISTRIBUTION DIAGRAM
IN C PLANS



Test System:HOPOO HPG1900
 Temperature:25.3DEG
 Operators:
 Test Date:2024年05月17日

Test Set: 5.0deg/s B-Beta (TYPE B)
 Humidity:65.0%
 Test Distance:10.500 m
 Remarks:

Color Temperature Data List

Report number:

MANUFACTURER:	Address:	
NAME: LDP105	TYPE:	WEIGHT:
SPECIFICATION:	DIMENSION:	SERIAL No.:

Test System:HOPOO HPG1900
Temperature:25.3DEG
Operators:
Test Date:2024年05月17日

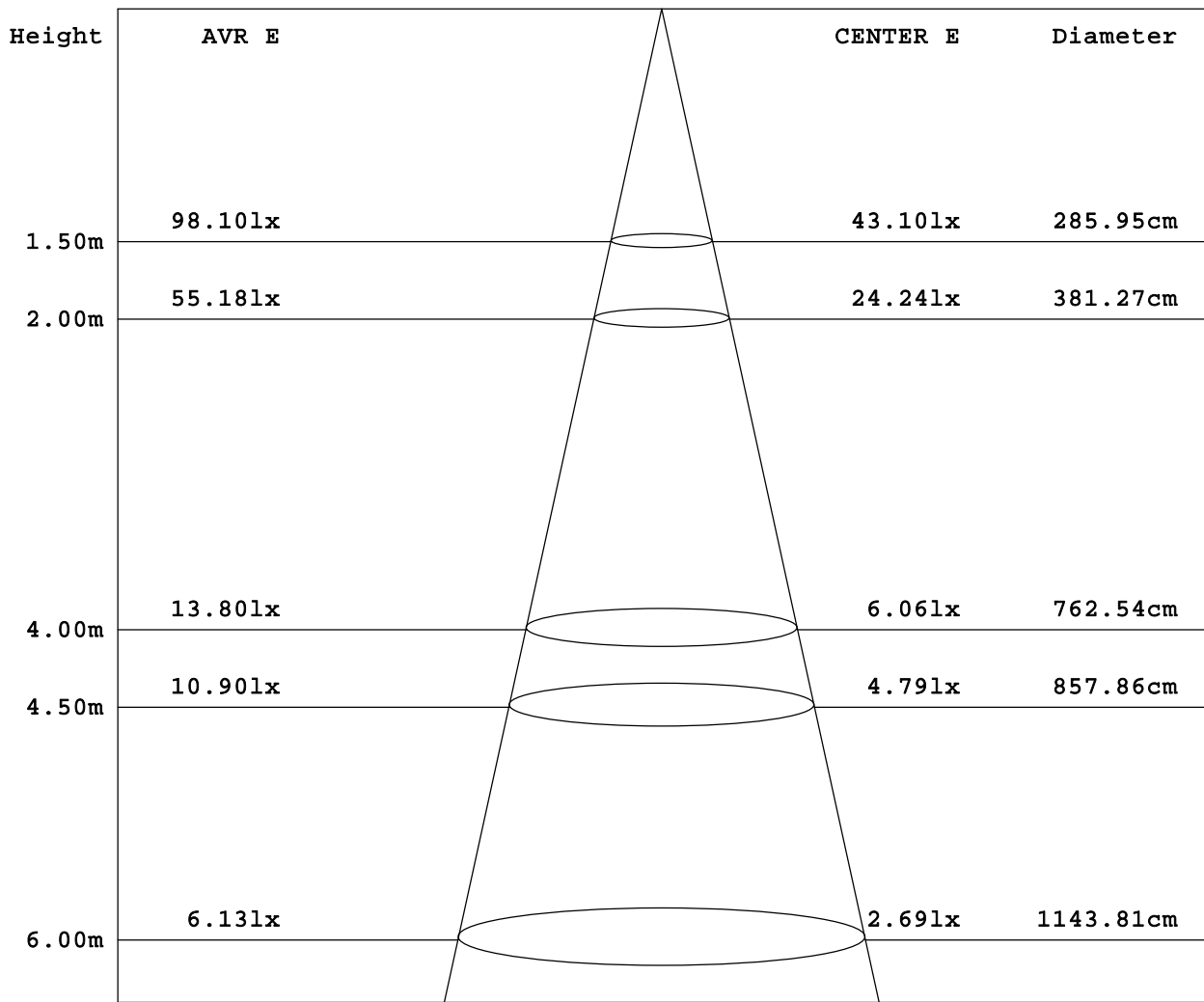
Test Set: 5.0deg/s B-Beta (TYPE B)
Humidity:65.0%
Test Distance:10.500 m
Remarks:

HOPOO GONIOPHOTOMETERS SYSTEM TEST REPORT

AVERAGE AND CENTER E Figure

Report number:

MANUFACTURER:	Address:	
NAME: LDP105	TYPE:	WEIGHT:
SPECIFICATION:	DIMENSION:	SERIAL No.:



Angle: 87.3deg

Test System: HOPOO HPG1900
 Temperature: 25.3DEG
 Operators:
 Test Date: 2024年05月17日

Test Set: 5.0deg/s B-Beta (TYPE B)
 Humidity: 65.0%
 Test Distance: 10.500 m
 Remarks:

HOPOO GONIOPHOTOMETERS SYSTEM TEST REPORT

ZONAL FLUX DIAGRAM

Report number:

MANUFACTURER:		Address:	
NAME: LDP105		TYPE:	WEIGHT:
SPECIFICATION:		DIMENSION:	SERIAL No.:

γ	C0	C45	C90	C135	C180	C225	C270	C315	γ	zone	total
5.0	107.2	138.3	142.5	135.5	103.2	67.51	51.34	69.34	0- 5	2.386	2.386
10.0	117.6	181.7	188.1	175.0	112.0	33.90	5.733	36.78	5- 10	7.465	9.852
15.0	155.3	241.5	257.6	230.9	153.9	25.04	134.5	27.99	10- 15	15.36	25.21
20.0	227.7	321.0	327.0	298.9	210.9	138.7	263.2	141.2	15- 20	33.09	58.31
25.0	253.6	401.2	396.4	361.6	240.1	288.5	392.0	287.6	20- 25	59.00	117.3
30.0	352.9	473.3	465.9	411.8	348.9	393.6	520.8	418.4	25- 30	91.98	209.2
35.0	468.8	556.8	378.4	468.4	439.1	497.6	426.9	533.7	30- 35	130.6	339.9
40.0	620.3	627.2	290.9	512.6	556.7	582.8	333.0	630.5	35- 40	159.3	499.3
45.0	771.2	569.5	203.4	451.9	704.3	547.1	239.1	578.0	40- 45	182.9	682.2
50.0	943.2	510.9	115.9	391.5	844.0	519.9	145.1	525.5	45- 50	199.1	881.4
55.0	1094	448.8	104.1	333.9	1010	496.4	128.4	476.5	50- 55	211.6	1093
60.0	1132	382.7	92.22	280.3	1157	470.5	111.7	423.9	55- 60	223.3	1316
65.0	979.4	294.8	80.34	238.4	1131	381.3	95.00	337.5	60- 65	220.5	1537
70.0	618.2	192.6	68.46	173.4	794.4	267.2	78.27	227.8	65- 70	184.0	1721
75.0	142.8	78.53	60.33	90.37	212.8	135.9	68.21	101.0	70- 75	111.8	1833
80.0	64.44	49.85	52.20	64.10	68.29	94.08	58.15	66.81	75- 80	50.73	1884
85.0	46.63	33.24	44.07	43.94	52.20	61.53	48.09	43.82	80- 85	29.43	1913
90.0	21.60	17.08	35.94	22.49	5.457	27.12	38.03	20.06	85- 90	19.51	1933
95.0									90- 95		
100.0									95-100		
105.0									100-105		
110.0									105-110		
115.0									110-115		
120.0									115-120		
125.0									120-125		
130.0									125-130		
135.0									130-135		
140.0									135-140		
145.0									140-145		
150.0									145-150		
155.0									150-155		
160.0									155-160		
165.0									160-165		
170.0									165-170		
175.0									170-175		
180.0									175-180		
DEG	LUMINOUS INTENSITY:cd									UNIT:lm	

Test System:HOPOO HPG1900
 Temperature:25.3DEG
 Operators:
 Test Date:2024年05月17日

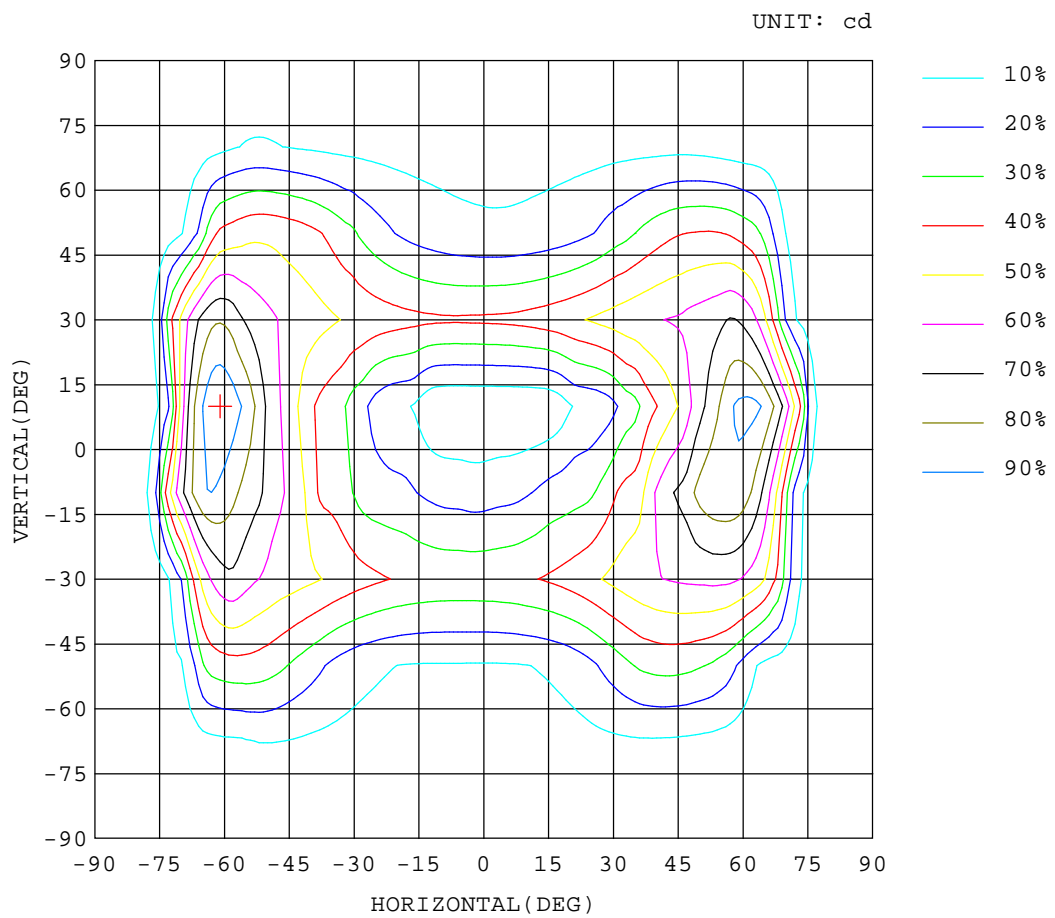
Test Set: 5.0deg/s B-Beta (TYPE B)
 Humidity:65.0%
 Test Distance:10.500 m
 Remarks:

HOPOO GONIOPHOTOMETERS SYSTEM TEST REPORT

ISOCANDELA DIAGRAM

Report number:

MANUFACTURER:	Address:	
NAME: LDP105	TYPE:	WEIGHT:
SPECIFICATION:	DIMENSION:	SERIAL No.:



Test System:HOPOO HPG1900
 Temperature:25.3DEG
 Operators:
 Test Date:2024年05月17日

Test Set: 5.0deg/s B-Beta (TYPE B)
 Humidity:65.0%
 Test Distance:10.500 m
 Remarks:

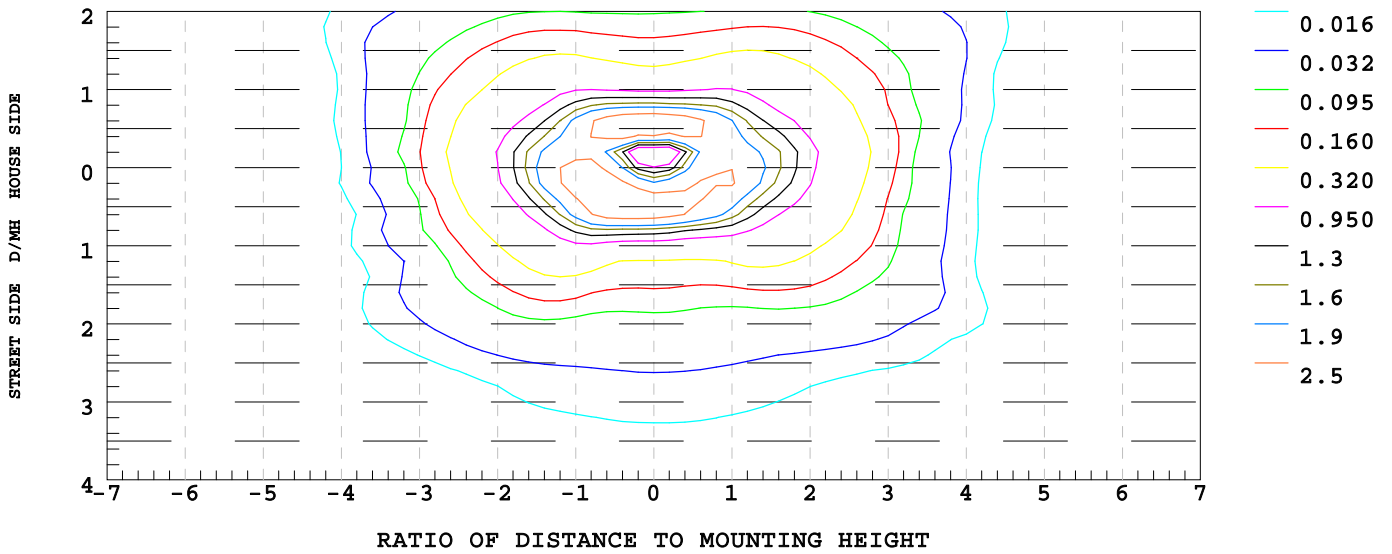
HOPOO GONIOPHOTOMETERS SYSTEM TEST REPORT

ISOLUX DIAGRAM

Report number:

MANUFACTURER:	Address:	
NAME: LDP105	TYPE:	WEIGHT:
SPECIFICATION:	DIMENSION:	SERIAL No.:

ILLUMINANCE AT MH=10 m, Enadir = 0.97 lx



Test System:HOPOO HPG1900
 Temperature:25.3DEG
 Operators:
 Test Date:2024年05月17日

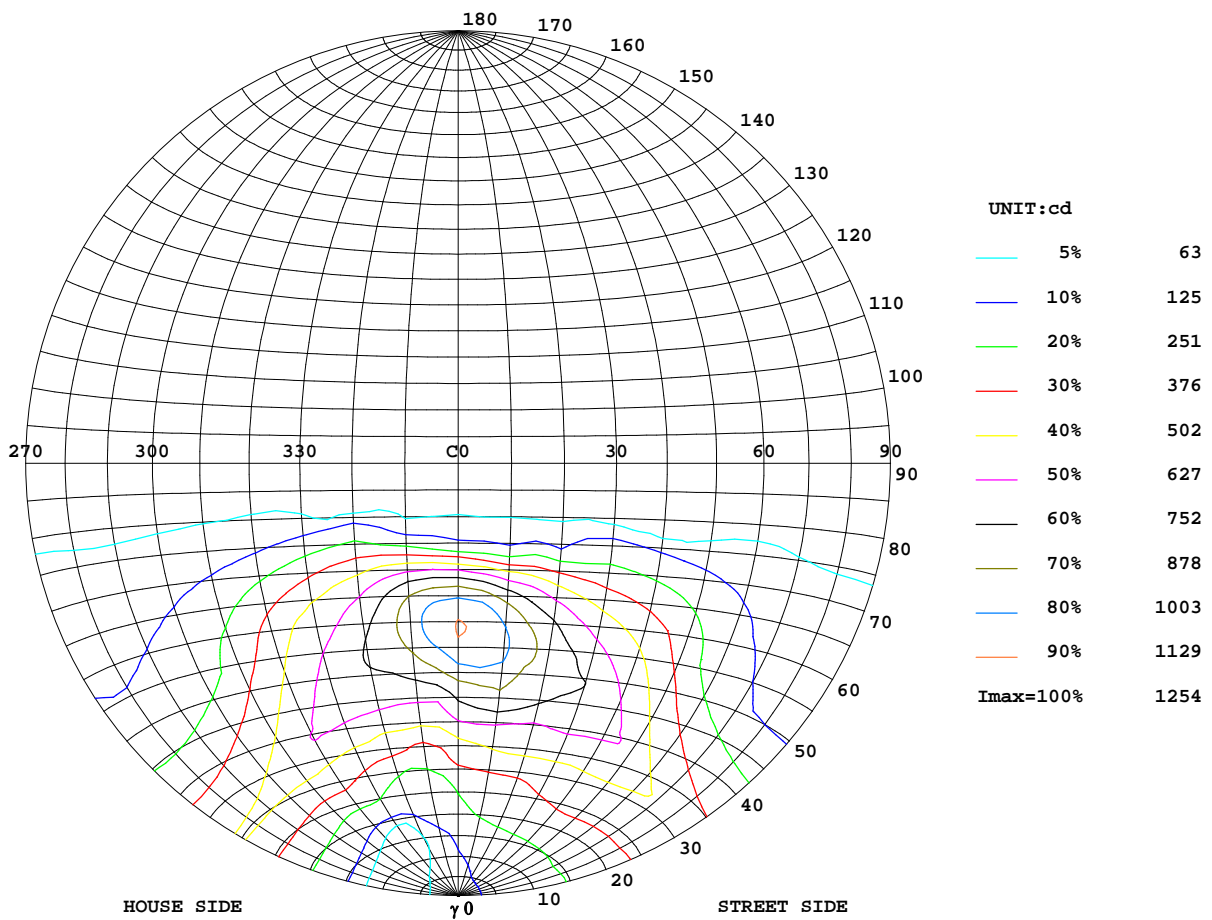
Test Set: 5.0deg/s B-Beta (TYPE B)
 Humidity:65.0%
 Test Distance:10.500 m
 Remarks:

HOPOO GONIOPHOTOMETERS SYSTEM TEST REPORT

ISOCANDELA DIAGRAM

Report number:

MANUFACTURER:	Address:	
NAME: LDP105	TYPE:	WEIGHT:
SPECIFICATION:	DIMENSION:	SERIAL No.:



Test System:HOPOO HPG1900
 Temperature:25.3DEG
 Operators:
 Test Date:2024年05月17日

Test Set: 5.0deg/s B-Beta (TYPE B)
 Humidity:65.0%
 Test Distance:10.500 m
 Remarks: