

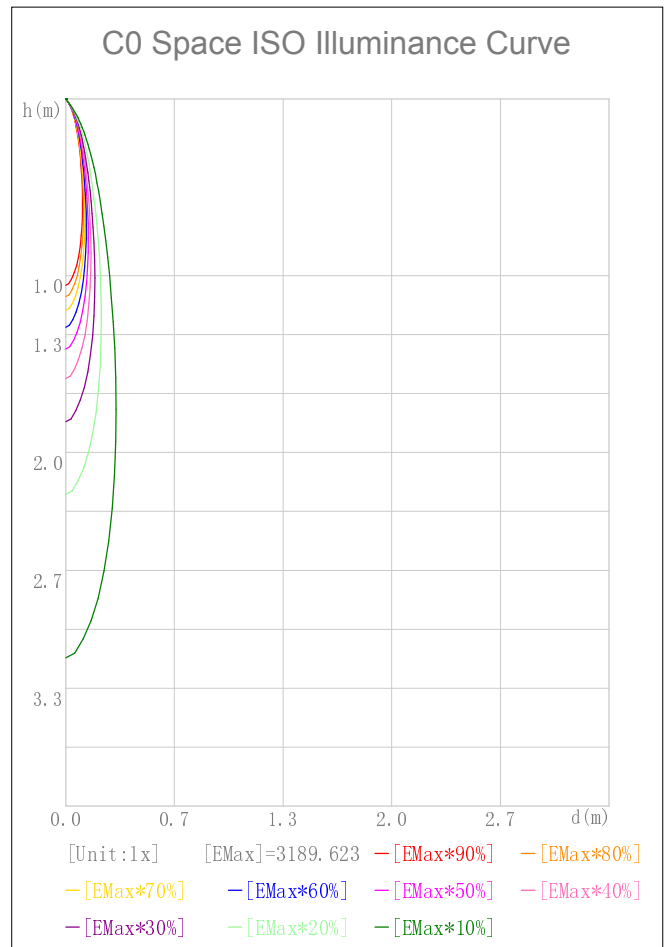
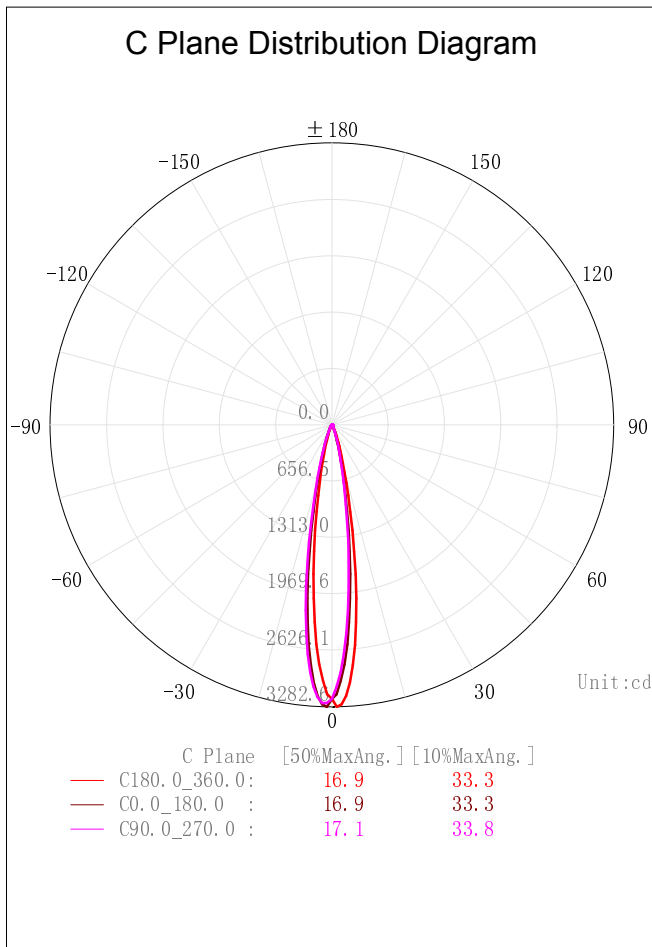
Indoor Luminaire Photometric Data

Description Information

Luminary Name: 55252		Lum. Catalog:	Test ID:
Lamp Name:		Lamp Catalog:	Test Date: 2023/09/23
Manufacture:		Shld. Ang(°):	Test Machine:GON-2000
Test Lab:		Frequency (Hz):	Lamp CCT(K): 3000 Ra: 80
Lum. Size(W*L*H):0.050m*-0.050m*0.000m		Lum. Area (m2):0.002	Lum. W(kg): 0.000
Test System: C, γ	Test Step: C=30.0 γ=1.0	Temp. (°C): 25	Humidity(%): 50.0

Character Parameter

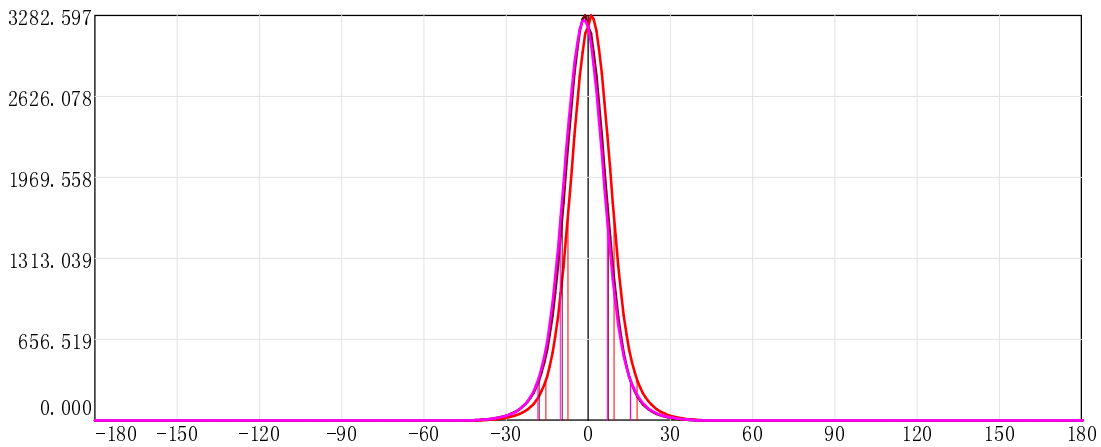
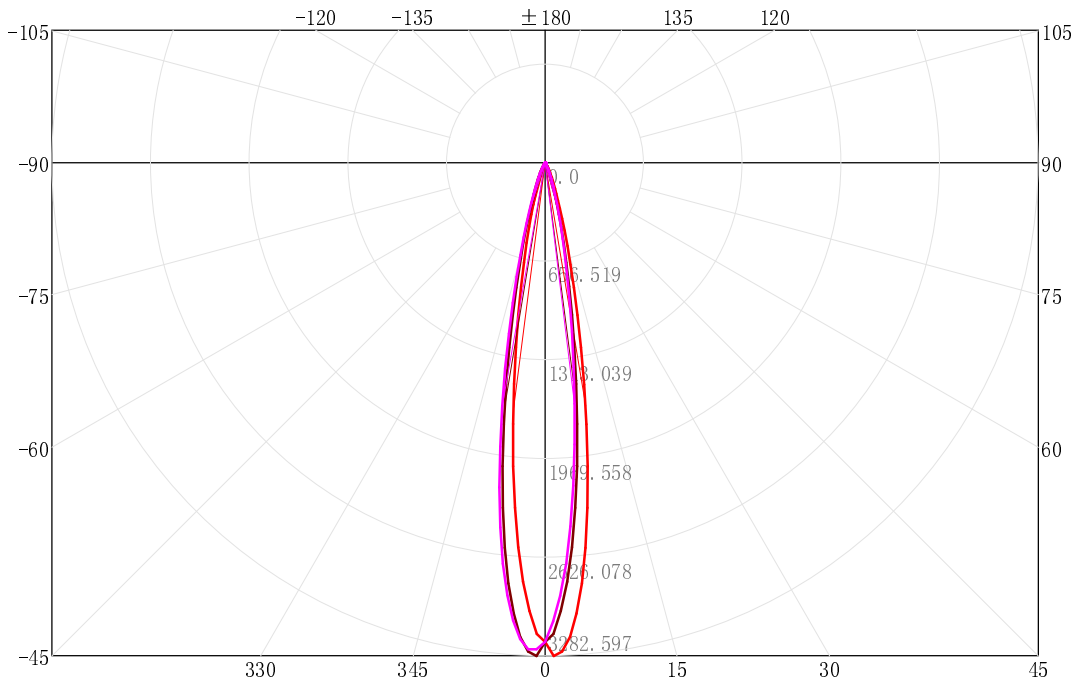
Lamp Speciality Parameter		Luminaire Speciality Parameter	
Rated Flux(lm): 386.700	Luminary Flux(lm): 386.698	Field Angle(10%Imax): 33.3(°)	
Rated Power(W): 6	Luminary Efficiency: 100.00%	Down Lumens&Percent: 386.698lm 100.00%	
Rated Voltage(V): 120	Luminary EER(lm/W): 64.828	Up Lumens&Percent: 0.000lm 0.00%	
Tested Power(W): 5.965	Max. Candela(cd): 3282.597	S/MH: C0_a180=0.296 C90_270=0.297	
Lamps' Inside: 1	Max Cand@Ang. (°): C=180.0 γ=1.0	CIE Type: Semi-Direct	
Tested Electrics(V, A, pf): 120.6, 0.089, 0.553	Beam Angle(50%Imax): 16.9(°)	ErP Φ use(90°): 384.814lm	
Lamp Size(W*L*H):0.050m*-0.050m*0.000m	Left=-7.4°, Right=9.5°	IRF(%): 1741.686	



2D Plane Light Intensity Distribution Curve

Lum. Name: 55252	Lum. Catalog:	Test ID:
Lamp Name:	Lamp Catalog:	Test Lab:
Manufacture:	Test Machine:GON-2000	Test Date: 2023/09/23

C Plane Distribution Diagram



	C Plane	[50%MaxAng.]	[10%MaxAng.]	Unit:cd
—	C180_0_360.0:	16.9	33.3	
—	C0_0_180.0 :	16.9	33.3	
—	C90_0_270.0 :	17.1	33.8	

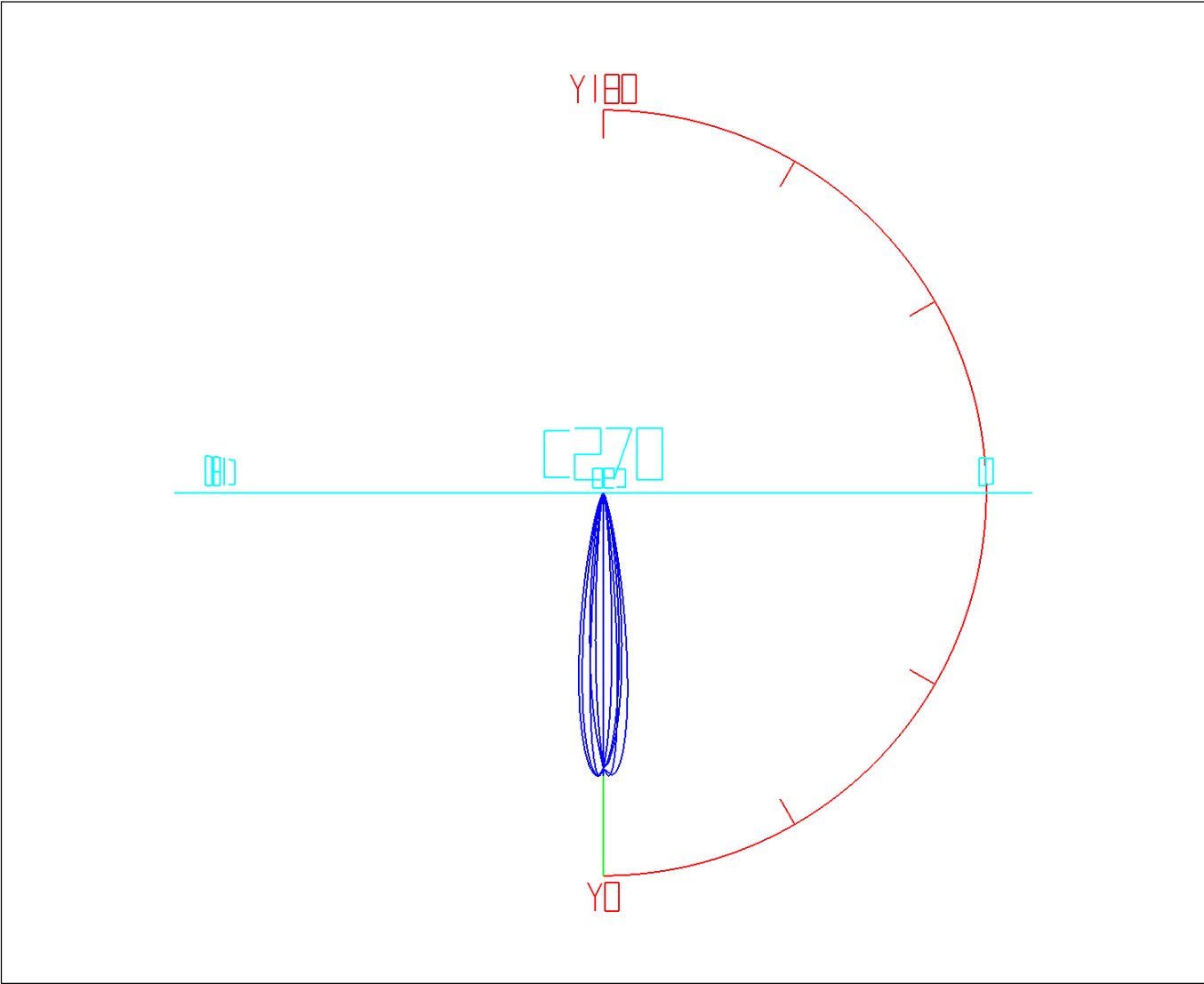
IES Indoor Report

Photometric Filename:OJL106 (RD) 6W.IES

3D Light Intensity Distribution Modal

Lum. Name: 55252	Lum. Catalog:	Test ID:
Lamp Name:	Lamp Catalog:	Test Lab:
Manufacture:	Test Machine:GON-2000	Test Date: 2023/09/23

3D Light Intensity Distribution Modal



Curves: 3D Model ——— Fixture ——— Vert. HUD ——— Hori. HUD ———
View Angles: Orient:0 Tilt:0 Roll:0 Spin:0

IES Indoor Report

Photometric Filename:OJL106 (RD) 6W.IES

Zonal Flux Tabulation

Zone (γ)	Zone Flux (1m)	Sums Flux (1m)	Zone%Lamp	Sums%Lamp	Zone (γ)	Zone Flux (1m)	Sums Flux (1m)	Zone%Lamp	Sums%Lamp
0.0-1.0	3.03	3.03	0.78	0.78	47.0-48.0	0.00	386.70	0.00	100.00
1.0-2.0	8.92	11.96	2.31	3.09	48.0-49.0	0.00	386.70	0.00	100.00
2.0-3.0	14.33	26.29	3.71	6.80	49.0-50.0	0.00	386.70	0.00	100.00
3.0-4.0	18.97	45.26	4.91	11.70	50.0-51.0	0.00	386.70	0.00	100.00
4.0-5.0	22.65	67.91	5.86	17.56	51.0-52.0	0.00	386.70	0.00	100.00
5.0-6.0	25.25	93.16	6.53	24.09	52.0-53.0	0.00	386.70	0.00	100.00
6.0-7.0	26.71	119.87	6.91	31.00	53.0-54.0	0.00	386.70	0.00	100.00
7.0-8.0	27.10	146.97	7.01	38.01	54.0-55.0	0.00	386.70	0.00	100.00
8.0-9.0	26.57	173.54	6.87	44.88	55.0-56.0	0.00	386.70	0.00	100.00
9.0-10.0	25.29	198.83	6.54	51.42	56.0-57.0	0.00	386.70	0.00	100.00
10.0-11.0	23.47	222.30	6.07	57.49	57.0-58.0	0.00	386.70	0.00	100.00
11.0-12.0	21.33	243.63	5.52	63.00	58.0-59.0	0.00	386.70	0.00	100.00
12.0-13.0	19.07	262.71	4.93	67.94	59.0-60.0	0.00	386.70	0.00	100.00
13.0-14.0	16.83	279.54	4.35	72.29	60.0-61.0	0.00	386.70	0.00	100.00
14.0-15.0	14.73	294.27	3.81	76.10	61.0-62.0	0.00	386.70	0.00	100.00
15.0-16.0	12.84	307.11	3.32	79.42	62.0-63.0	0.00	386.70	0.00	100.00
16.0-17.0	11.15	318.26	2.88	82.30	63.0-64.0	0.00	386.70	0.00	100.00
17.0-18.0	9.67	327.93	2.50	84.80	64.0-65.0	0.00	386.70	0.00	100.00
18.0-19.0	8.37	336.30	2.17	86.97	65.0-66.0	0.00	386.70	0.00	100.00
19.0-20.0	7.25	343.55	1.88	88.84	66.0-67.0	0.00	386.70	0.00	100.00
20.0-21.0	6.29	349.85	1.63	90.47	67.0-68.0	0.00	386.70	0.00	100.00
21.0-22.0	5.47	355.31	1.41	91.88	68.0-69.0	0.00	386.70	0.00	100.00
22.0-23.0	4.74	360.06	1.23	93.11	69.0-70.0	0.00	386.70	0.00	100.00
23.0-24.0	4.11	364.17	1.06	94.17	70.0-71.0	0.00	386.70	0.00	100.00
24.0-25.0	3.56	367.73	0.92	95.09	71.0-72.0	0.00	386.70	0.00	100.00
25.0-26.0	3.08	370.80	0.80	95.89	72.0-73.0	0.00	386.70	0.00	100.00
26.0-27.0	2.66	373.46	0.69	96.58	73.0-74.0	0.00	386.70	0.00	100.00
27.0-28.0	2.30	375.76	0.59	97.17	74.0-75.0	0.00	386.70	0.00	100.00
28.0-29.0	1.98	377.74	0.51	97.68	75.0-76.0	0.00	386.70	0.00	100.00
29.0-30.0	1.70	379.44	0.44	98.12	76.0-77.0	0.00	386.70	0.00	100.00
30.0-31.0	1.45	380.89	0.38	98.50	77.0-78.0	0.00	386.70	0.00	100.00
31.0-32.0	1.24	382.13	0.32	98.82	78.0-79.0	0.00	386.70	0.00	100.00
32.0-33.0	1.04	383.17	0.27	99.09	79.0-80.0	0.00	386.70	0.00	100.00
33.0-34.0	0.87	384.05	0.23	99.31	80.0-81.0	0.00	386.70	0.00	100.00
34.0-35.0	0.72	384.77	0.19	99.50	81.0-82.0	0.00	386.70	0.00	100.00
35.0-36.0	0.58	385.35	0.15	99.65	82.0-83.0	0.00	386.70	0.00	100.00
36.0-37.0	0.46	385.81	0.12	99.77	83.0-84.0	0.00	386.70	0.00	100.00
37.0-38.0	0.35	386.15	0.09	99.86	84.0-85.0	0.00	386.70	0.00	100.00
38.0-39.0	0.25	386.40	0.06	99.92	85.0-86.0	0.00	386.70	0.00	100.00
39.0-40.0	0.16	386.56	0.04	99.96	86.0-87.0	0.00	386.70	0.00	100.00
40.0-41.0	0.09	386.65	0.02	99.99	87.0-88.0	0.00	386.70	0.00	100.00
41.0-42.0	0.04	386.69	0.01	100.00	88.0-89.0	0.00	386.70	0.00	100.00
42.0-43.0	0.01	386.70	0.00	100.00	89.0-90.0	0.00	386.70	0.00	100.00
43.0-44.0	0.00	386.70	0.00	100.00	90.0-91.0	0.00	386.70	0.00	100.00
44.0-45.0	0.00	386.70	0.00	100.00	91.0-92.0	0.00	386.70	0.00	100.00
45.0-46.0	0.00	386.70	0.00	100.00	92.0-93.0	0.00	386.70	0.00	100.00
46.0-47.0	0.00	386.70	0.00	100.00	93.0-94.0	0.00	386.70	0.00	100.00

IES Indoor Report

Photometric Filename:OJL106 (RD) 6W.IES

Zonal Flux Tabulation - (Cont.)

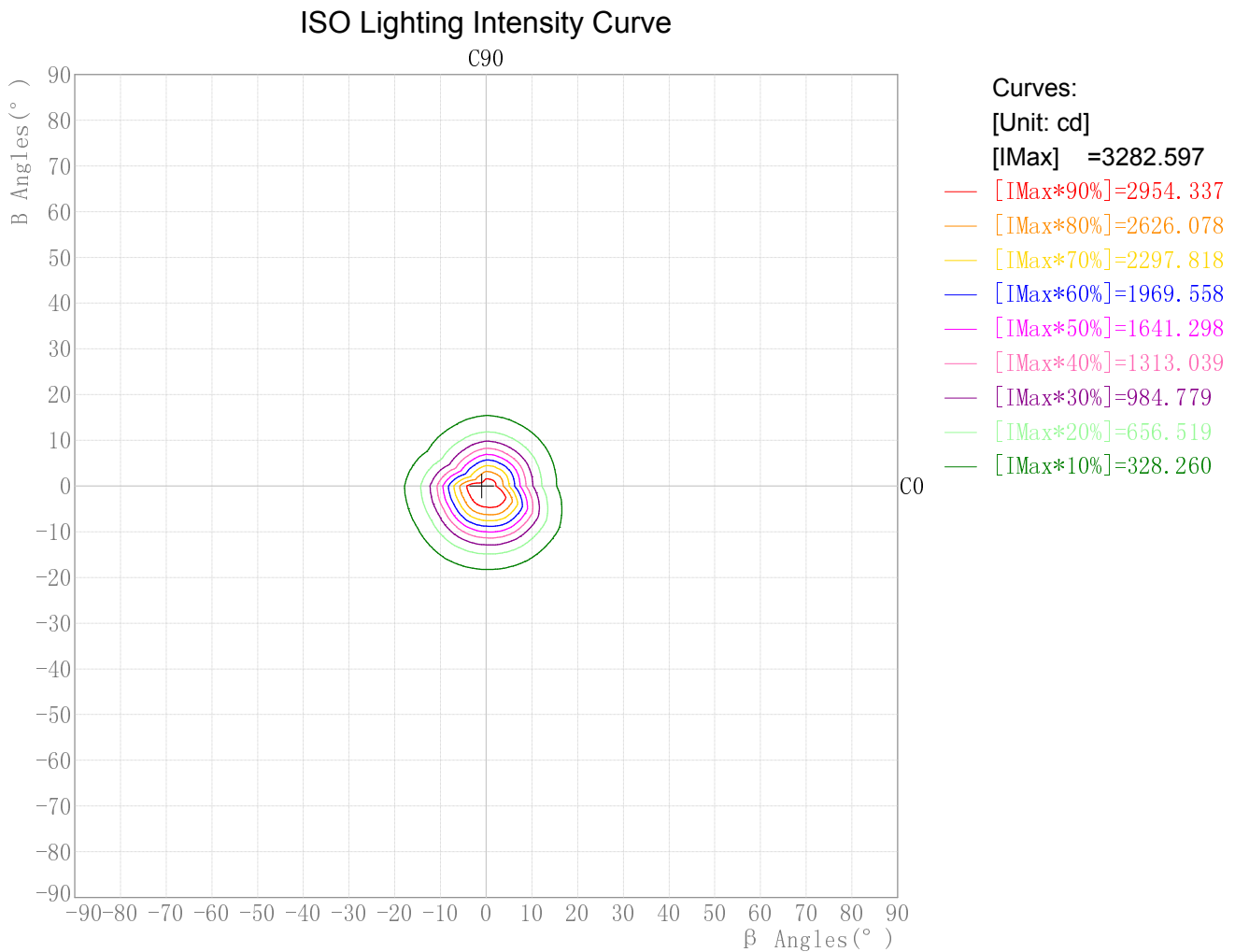
Zone (γ)	Zone Flux (lm)	Sums Flux (lm)	Zone%Lamp	Sums%Lamp	Zone (γ)	Zone Flux (lm)	Sums Flux (lm)	Zone%Lamp	Sums%Lamp
94.0-95.0	0.00	386.70	0.00	100.00	141.0-142.0	0.00	386.70	0.00	100.00
95.0-96.0	0.00	386.70	0.00	100.00	142.0-143.0	0.00	386.70	0.00	100.00
96.0-97.0	0.00	386.70	0.00	100.00	143.0-144.0	0.00	386.70	0.00	100.00
97.0-98.0	0.00	386.70	0.00	100.00	144.0-145.0	0.00	386.70	0.00	100.00
98.0-99.0	0.00	386.70	0.00	100.00	145.0-146.0	0.00	386.70	0.00	100.00
99.0-100.0	0.00	386.70	0.00	100.00	146.0-147.0	0.00	386.70	0.00	100.00
100.0-101.0	0.00	386.70	0.00	100.00	147.0-148.0	0.00	386.70	0.00	100.00
101.0-102.0	0.00	386.70	0.00	100.00	148.0-149.0	0.00	386.70	0.00	100.00
102.0-103.0	0.00	386.70	0.00	100.00	149.0-150.0	0.00	386.70	0.00	100.00
103.0-104.0	0.00	386.70	0.00	100.00	150.0-151.0	0.00	386.70	0.00	100.00
104.0-105.0	0.00	386.70	0.00	100.00	151.0-152.0	0.00	386.70	0.00	100.00
105.0-106.0	0.00	386.70	0.00	100.00	152.0-153.0	0.00	386.70	0.00	100.00
106.0-107.0	0.00	386.70	0.00	100.00	153.0-154.0	0.00	386.70	0.00	100.00
107.0-108.0	0.00	386.70	0.00	100.00	154.0-155.0	0.00	386.70	0.00	100.00
108.0-109.0	0.00	386.70	0.00	100.00	155.0-156.0	0.00	386.70	0.00	100.00
109.0-110.0	0.00	386.70	0.00	100.00	156.0-157.0	0.00	386.70	0.00	100.00
110.0-111.0	0.00	386.70	0.00	100.00	157.0-158.0	0.00	386.70	0.00	100.00
111.0-112.0	0.00	386.70	0.00	100.00	158.0-159.0	0.00	386.70	0.00	100.00
112.0-113.0	0.00	386.70	0.00	100.00	159.0-160.0	0.00	386.70	0.00	100.00
113.0-114.0	0.00	386.70	0.00	100.00	160.0-161.0	0.00	386.70	0.00	100.00
114.0-115.0	0.00	386.70	0.00	100.00	161.0-162.0	0.00	386.70	0.00	100.00
115.0-116.0	0.00	386.70	0.00	100.00	162.0-163.0	0.00	386.70	0.00	100.00
116.0-117.0	0.00	386.70	0.00	100.00	163.0-164.0	0.00	386.70	0.00	100.00
117.0-118.0	0.00	386.70	0.00	100.00	164.0-165.0	0.00	386.70	0.00	100.00
118.0-119.0	0.00	386.70	0.00	100.00	165.0-166.0	0.00	386.70	0.00	100.00
119.0-120.0	0.00	386.70	0.00	100.00	166.0-167.0	0.00	386.70	0.00	100.00
120.0-121.0	0.00	386.70	0.00	100.00	167.0-168.0	0.00	386.70	0.00	100.00
121.0-122.0	0.00	386.70	0.00	100.00	168.0-169.0	0.00	386.70	0.00	100.00
122.0-123.0	0.00	386.70	0.00	100.00	169.0-170.0	0.00	386.70	0.00	100.00
123.0-124.0	0.00	386.70	0.00	100.00	170.0-171.0	0.00	386.70	0.00	100.00
124.0-125.0	0.00	386.70	0.00	100.00	171.0-172.0	0.00	386.70	0.00	100.00
125.0-126.0	0.00	386.70	0.00	100.00	172.0-173.0	0.00	386.70	0.00	100.00
126.0-127.0	0.00	386.70	0.00	100.00	173.0-174.0	0.00	386.70	0.00	100.00
127.0-128.0	0.00	386.70	0.00	100.00	174.0-175.0	0.00	386.70	0.00	100.00
128.0-129.0	0.00	386.70	0.00	100.00	175.0-176.0	0.00	386.70	0.00	100.00
129.0-130.0	0.00	386.70	0.00	100.00	176.0-177.0	0.00	386.70	0.00	100.00
130.0-131.0	0.00	386.70	0.00	100.00	177.0-178.0	0.00	386.70	0.00	100.00
131.0-132.0	0.00	386.70	0.00	100.00	178.0-179.0	0.00	386.70	0.00	100.00
132.0-133.0	0.00	386.70	0.00	100.00	179.0-180.0	0.00	386.70	0.00	100.00
133.0-134.0	0.00	386.70	0.00	100.00					
134.0-135.0	0.00	386.70	0.00	100.00					
135.0-136.0	0.00	386.70	0.00	100.00					
136.0-137.0	0.00	386.70	0.00	100.00					
137.0-138.0	0.00	386.70	0.00	100.00					
138.0-139.0	0.00	386.70	0.00	100.00					
139.0-140.0	0.00	386.70	0.00	100.00					
140.0-141.0	0.00	386.70	0.00	100.00					

IES Indoor Report

Photometric Filename:OJL106 (RD) 6W.IES

Rectangle ISO Lighting Intensity Diagram

Lum. Name: 55252	Lum. Catalog:	Test ID:
Lamp Name:	Lamp Catalog:	Test Lab:
Manufacture:	Test Machine:GON-2000	Test Date: 2023/09/23



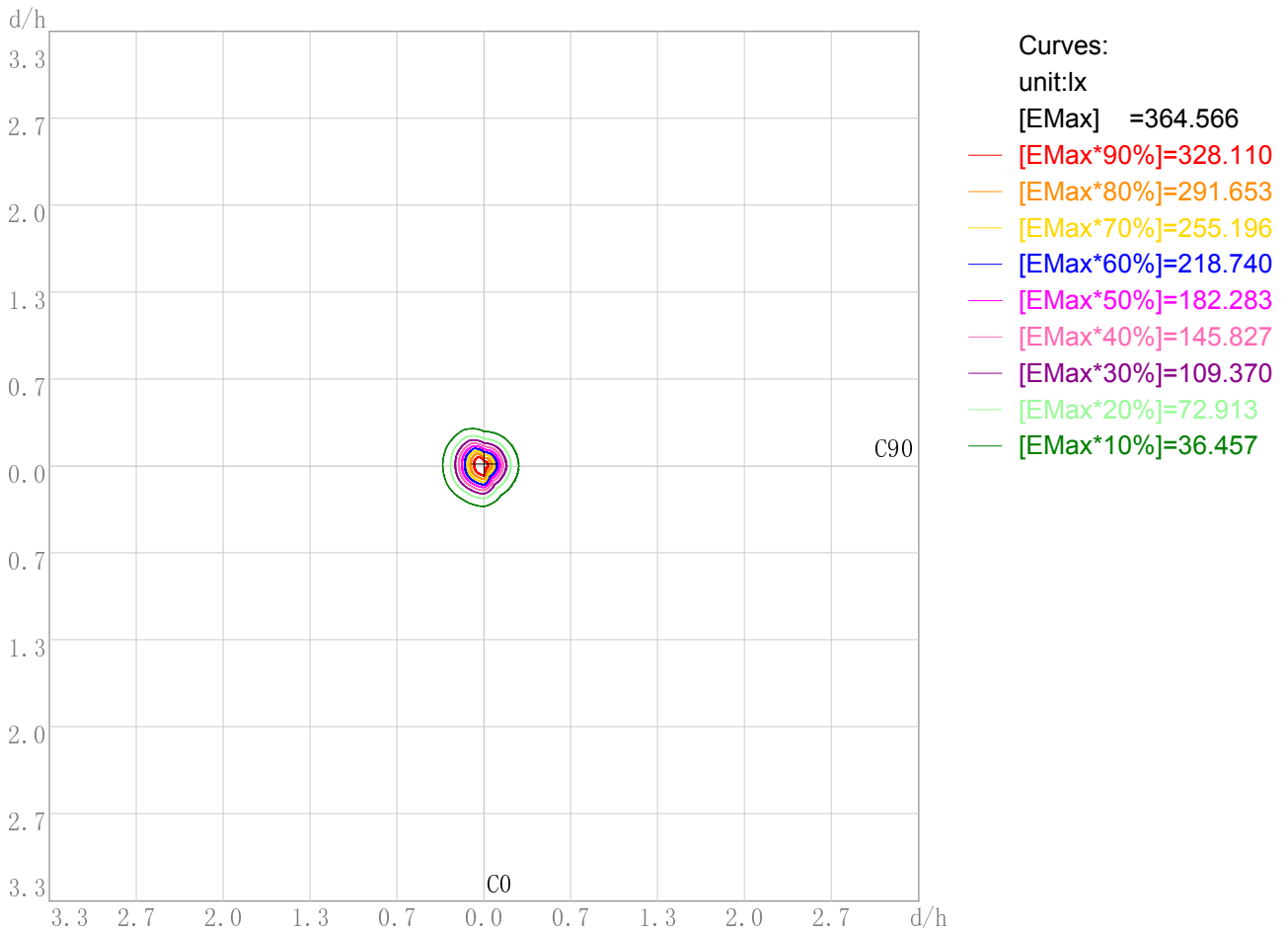
IES Indoor Report

Photometric Filename:OJL106 (RD) 6W.IES

Plane ISO-Illuminance Diagram

Lum. Name: 55252	Lum. Catalog:	Test ID:
Lamp Name:	Lamp Catalog:	Test Lab:
Manufacture:	Test Machine:GON-2000	Test Date: 2023/09/23

Plane ISO-Illuminance Curve



Working Plane Luminaire Mounting Height(m): 3.00

Working Plane Maximum Illuminance(lx): 364.57

Working Plane Maximum Illuminance Position(d/h):H0.0 V-0.0

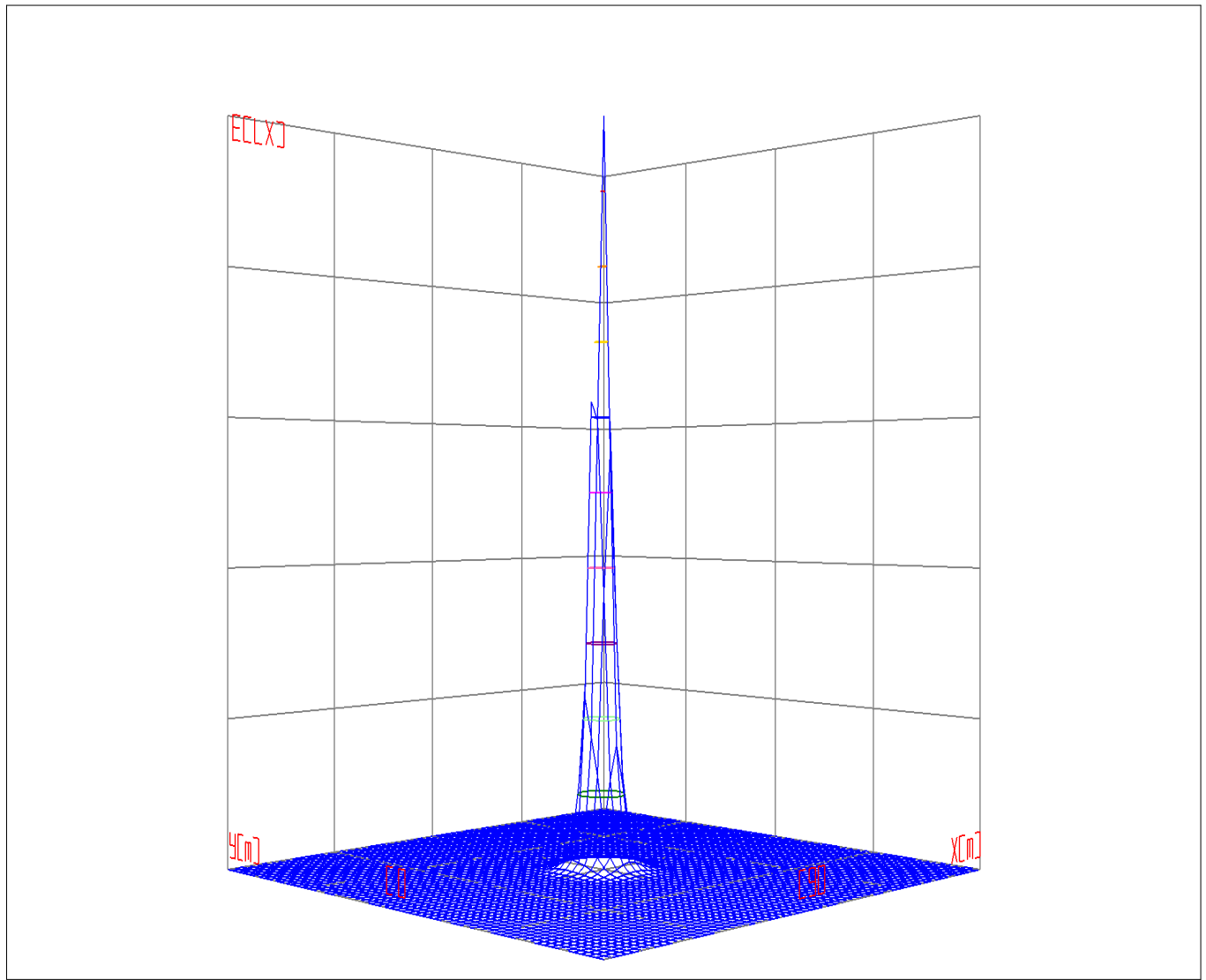
IES Indoor Report

Photometric Filename:OJL106 (RD) 6W.IES

3D Plane ISO Illuminance Diagram

Lum. Name: 55252	Lum. Catalog:	Test ID:
Lamp Name:	Lamp Catalog:	Test Lab:
Manufacture:	Test Machine:GON-2000	Test Date: 2023/09/23

3D Plane Illuminance Modal

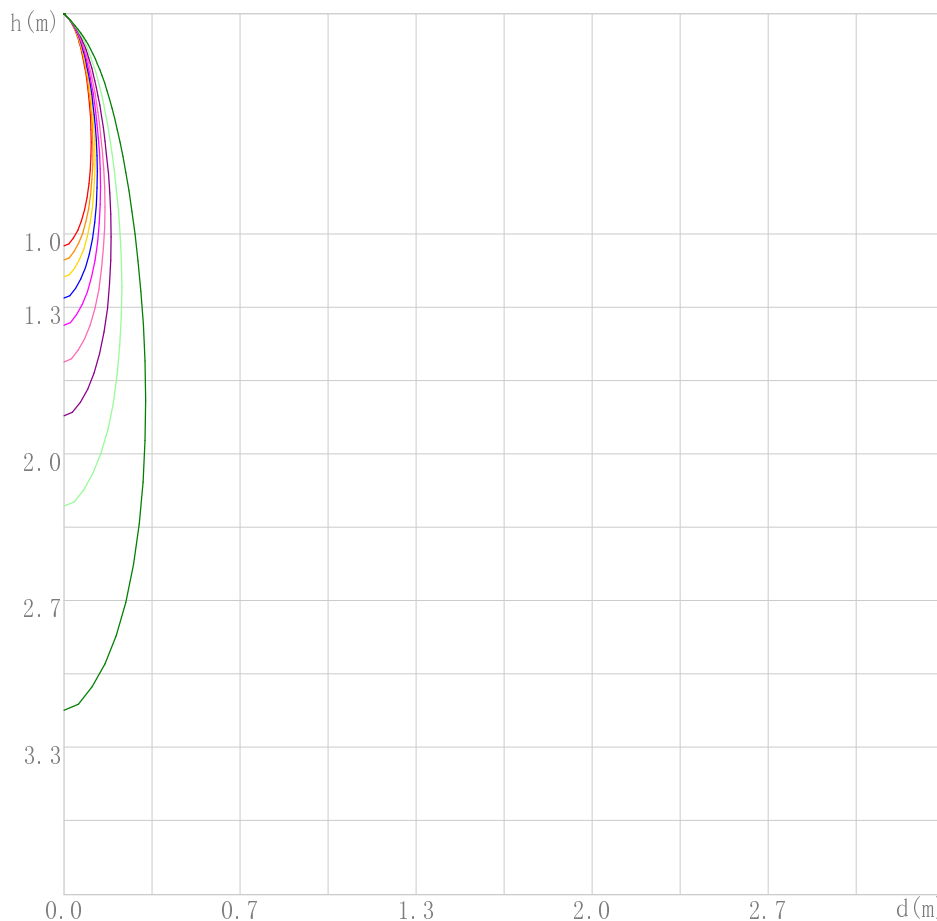


Curves: 3D Model — 90% — 80% — 70% — 60% — 50% — 40% — 30% — 20% — 10% —
View Angles(deg): 0 Height(m): 3.0 Distance(m): 10.0

Space ISO Illuminance Diagram

Lum. Name: 55252	Lum. Catalog:	Test ID:
Lamp Name:	Lamp Catalog:	Test Lab:
Manufacture:	Test Machine:GON-2000	Test Date: 2023/09/23

Space ISO Illuminance Curve



- Curves:
 [Unit: lx]
 [EMax] =3189.623
- [EMax*90%]=2870.661
 - [EMax*80%]=2551.698
 - [EMax*70%]=2232.736
 - [EMax*60%]=1913.774
 - [EMax*50%]=1594.812
 - [EMax*40%]=1275.849
 - [EMax*30%]=956.887
 - [EMax*20%]=637.925
 - [EMax*10%]=318.962

Space Plane Maximum Illuminance and @Angle:3189.62lx,0.0deg
 Plane Maximum Lighting Intensity and @Angle:3189.623cd,0deg

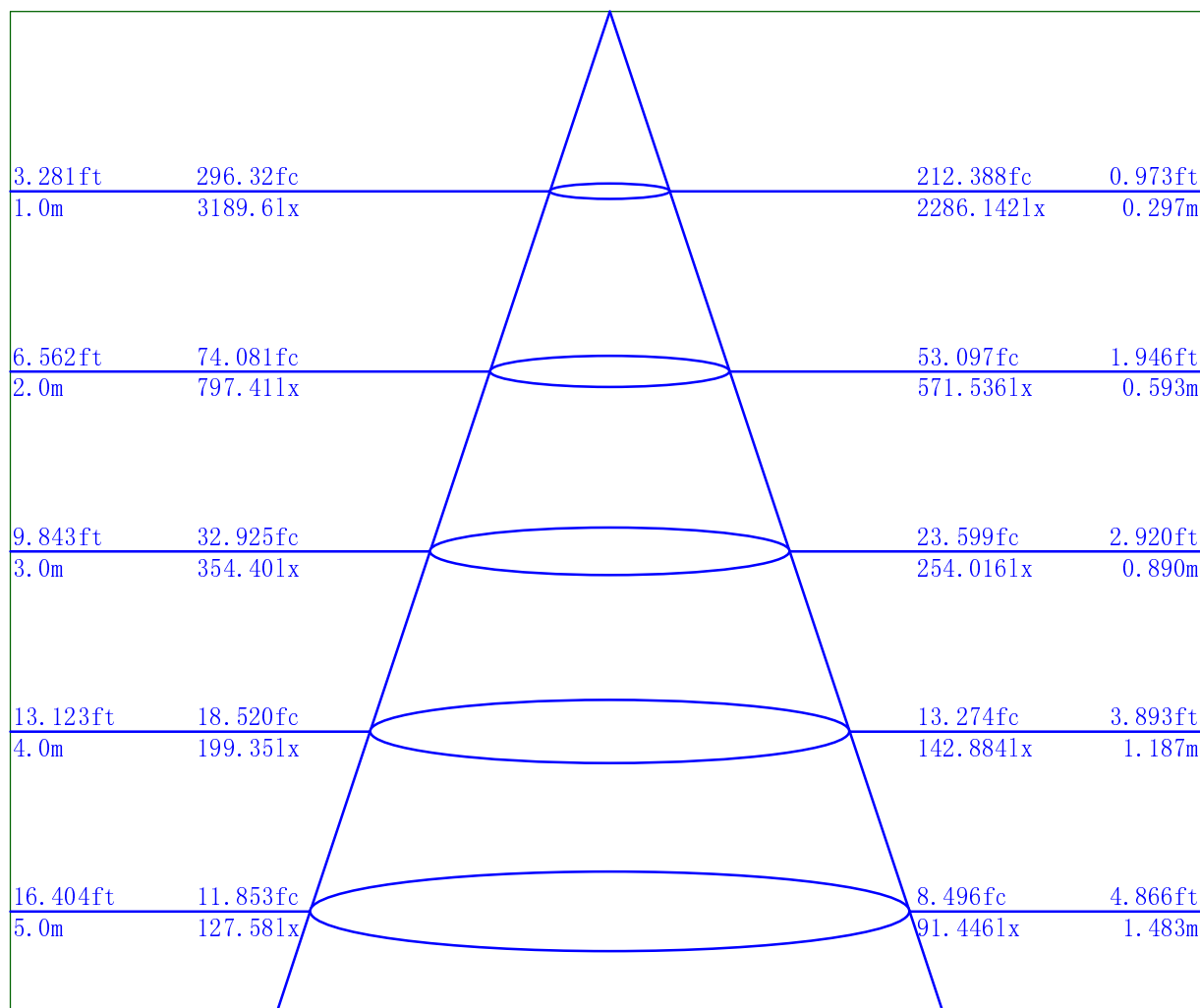
IES Indoor Report

Photometric Filename: OJL106 (RD) 6W.IES

Illuminance-Distance Diagram

Lum. Name: 55252	Lum. Catalog:	Test ID:
Lamp Name:	Lamp Catalog:	Test Lab:
Manufacture:	Test Machine: GON-2000	Test Date: 2023/09/23

Illuminance-Distance Curve



Height

Center E

Average E

Diameter

Beam Angle: 16.9

Indoor Luminance Limiting Curves

Lum. Name: 55252	Lum. Catalog:	Test ID:
Lamp Name:	Lamp Catalog:	Test Lab:
Manufacture:	Test Machine:GON-2000	Test Date: 2023/09/23

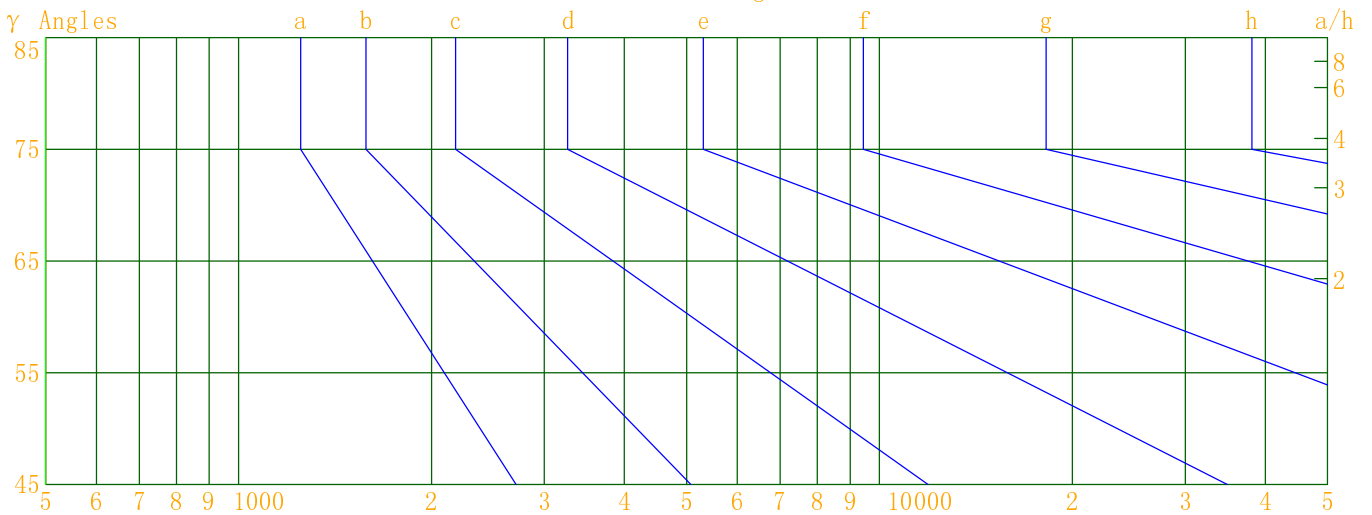
Glare Grade Table

GI	Quality	Using Illuminance							
		a	b	c	d	e	f	g	h
1.15	A	2000	1000	500	<=300				
1.5	B		2000	1000	500	<=300			
1.85	C			2000	1000	500	<=300		
2.2	D				2000	1000	500	<=300	
2.55	E	a				2000	1000	500	<=300
			b	c	d	e	f	g	h

Luminance Table

Gama (deg)	45	50	55	60	65	70	75	80	85
C0	0	0	0	0	0	0	0	0	0
C90	0	0	0	0	0	0	0	0	0

Luminance Limiting Curve



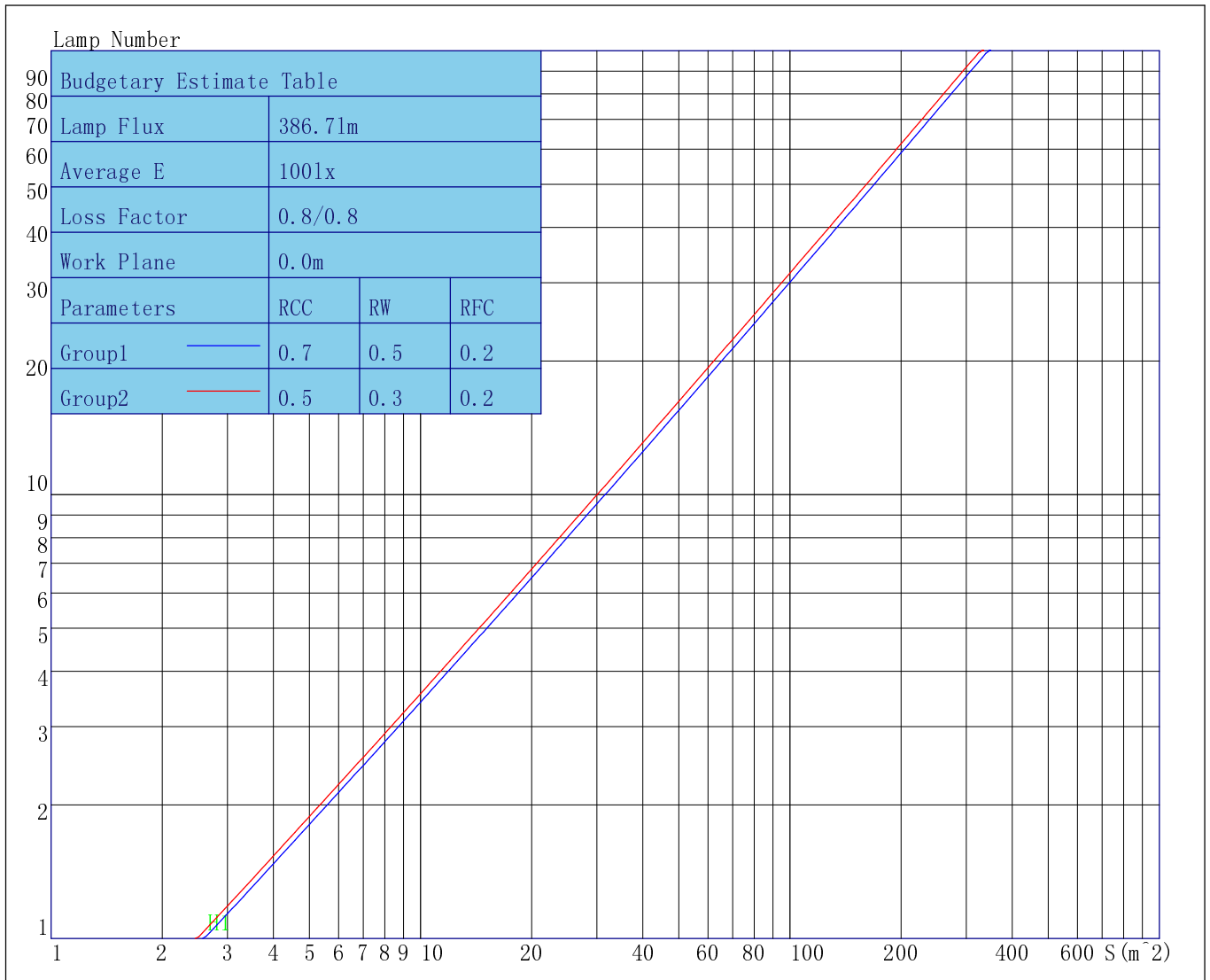
Luminous Size: Length(m)=-0.050 Width(m)=-0.050 Height(m)=0.000 Area(m^2)=0.001963
 Luminous Type: Without Luminous Side
 Luminous Curves: C0-C180 Color: — C90-C270 Color: —

IES Indoor Report

Photometric Filename: OJL106 (RD) 6W.IES

Indoor Budgetary Estimate Table

Lum. Name: 55252	Lum. Catalog:	Test ID:
Lamp Name:	Lamp Catalog:	Test Lab:
Manufacture:	Test Machine: GON-2000	Test Date: 2023/09/23



Parameters1: Rhocc = 0.7 Rhow = 0.5 Rhofc = 0.2 LLF = 0.8
 Parameters2: Rhocc = 0.5 Rhow = 0.3 Rhofc = 0.2 LLF = 0.8
 Average Illuminance(lx): 100 Cavity Height: H1(m) = 2

IES Indoor Report

Photometric Filename:OJL106 (RD) 6W.IES

Indoor Coefficient of Utilization Table

Lum. Name: 55252	Lum. Catalog:	Test ID:
Lamp Name:	Lamp Catalog:	Test Lab:
Manufacture:	Test Machine:GON-2000	Test Date: 2023/09/23

Coefficients of Utilization - Zonal Cavity Method																					
Coef.	Effective Floor Cavity Reflectance RFC=0.20																				
RhoCC (%)	80				70				50				30				10				0
RhoW (%)	70	50	30	10	70	50	30	10	50	30	10	50	30	10	50	30	10	50	30	10	0
RCR	Coefficient of Utilization(%)																				
0	119	119	119	119	116	116	116	116	111	111	111	106	106	106	102	102	102	100			
1	116	114	112	110	113	112	110	109	108	106	105	104	103	102	101	100	99	98			
2	112	109	107	104	110	108	105	103	104	103	101	102	100	99	99	98	97	95			
3	109	105	102	100	108	104	101	99	102	99	97	99	98	96	97	96	95	93			
4	107	102	99	96	105	101	98	96	99	97	94	97	95	93	96	94	92	91			
5	104	99	96	93	103	98	95	93	97	94	92	95	93	91	94	92	90	89			
6	102	97	93	91	101	96	93	90	95	92	90	94	91	89	92	90	89	88			
7	100	94	91	88	99	94	90	88	93	90	88	92	89	87	91	89	87	86			
8	98	92	89	86	97	92	88	86	91	88	86	90	87	86	89	87	85	84			
9	96	90	87	84	95	90	87	84	89	86	84	88	86	84	88	85	84	83			
10	94	88	85	83	93	88	85	83	87	85	83	87	84	82	86	84	82	81			

IES Indoor Report

Photometric Filename:OJL106 (RD) 6W.IES

Unified Glare Rating Table

Lum. Name: 55252	Lum. Catalog:	Test ID:
Lamp Name:	Lamp Catalog:	Test Lab:
Manufacture:	Test Machine:GON-2000	Test Date: 2023/09/23

Unified Glare Rating Table

Ceiling RCC	0.70	0.70	0.50	0.50	0.30	0.70	0.70	0.50	0.50	0.30
Wall RW	0.50	0.30	0.50	0.30	0.30	0.50	0.30	0.50	0.30	0.30
Floor RFC	0.20	0.20	0.20	0.20	0.20	0.20	0.20	0.20	0.20	0.20
Room Size	Vewed crosswise					Vewed endwise				
X=2H Y=2H	0.8	1.7	1.2	2.0	2.3	0.1	0.9	0.4	1.3	1.6
Y=3H	0.6	1.3	1.0	1.7	2.1	-0.2	0.6	0.2	1.0	1.3
Y=4H	0.5	1.2	0.9	1.5	1.9	-0.3	0.4	0.1	0.8	1.2
Y=6H	0.3	1.0	0.8	1.4	1.8	-0.4	0.3	0.0	0.6	1.0
Y=8H	0.3	0.9	0.7	1.3	1.7	-0.5	0.2	-0.0	0.6	1.0
Y=12H	0.2	0.8	0.6	1.2	1.6	-0.5	0.1	-0.1	0.5	0.9
X=4H Y=2H	0.5	1.2	0.9	1.5	1.9	-0.3	0.4	0.1	0.8	1.2
Y=3H	0.2	0.8	0.6	1.2	1.6	-0.5	0.1	-0.1	0.5	0.9
Y=4H	0.1	0.6	0.5	1.0	1.5	-0.6	-0.1	-0.2	0.3	0.8
Y=6H	-0.0	0.4	0.4	0.9	1.3	-0.8	-0.3	-0.3	0.1	0.6
Y=8H	-0.1	0.3	0.4	0.8	1.2	-0.8	-0.4	-0.4	0.0	0.5
Y=12H	-0.2	0.2	0.3	0.7	1.1	-0.9	-0.5	-0.4	-0.1	0.4
X=8H Y=4H	-0.1	0.3	0.4	0.8	1.2	-0.8	-0.4	-0.4	0.0	0.5
Y=6H	-0.2	0.1	0.3	0.6	1.1	-1.0	-0.6	-0.5	-0.1	0.4
Y=8H	-0.3	-0.0	0.2	0.5	1.0	-1.0	-0.8	-0.5	-0.2	0.3
Y=12H	-0.4	-0.1	0.2	0.4	1.0	-1.1	-0.9	-0.6	-0.4	0.2
X=12H Y=4H	-0.2	0.2	0.3	0.7	1.1	-0.9	-0.5	-0.4	-0.1	0.4
Y=6H	-0.3	-0.0	0.2	0.5	1.0	-1.0	-0.8	-0.5	-0.3	0.3
Y=8H	-0.4	-0.1	0.2	0.4	1.0	-1.1	-0.9	-0.6	-0.4	0.2
Variations with the objerver position at spacings										
S=1.0H	0.0/0.0					0.0/0.0				
S=1.5H	0.0/0.0					0.0/0.0				
S=2.0H	0.0/0.0					0.0/0.0				
Reduced UGR Table:										
Nordic Standard Table:	BKO					BKO				
Correction Value	0.0					0.0				

o the CIE Pub.117, data has been corrected, refers to the lamp's lumens 8.2flm.

