

IES Indoor Report

Photometric Filename:OJL103(2 lado) 3W.IES

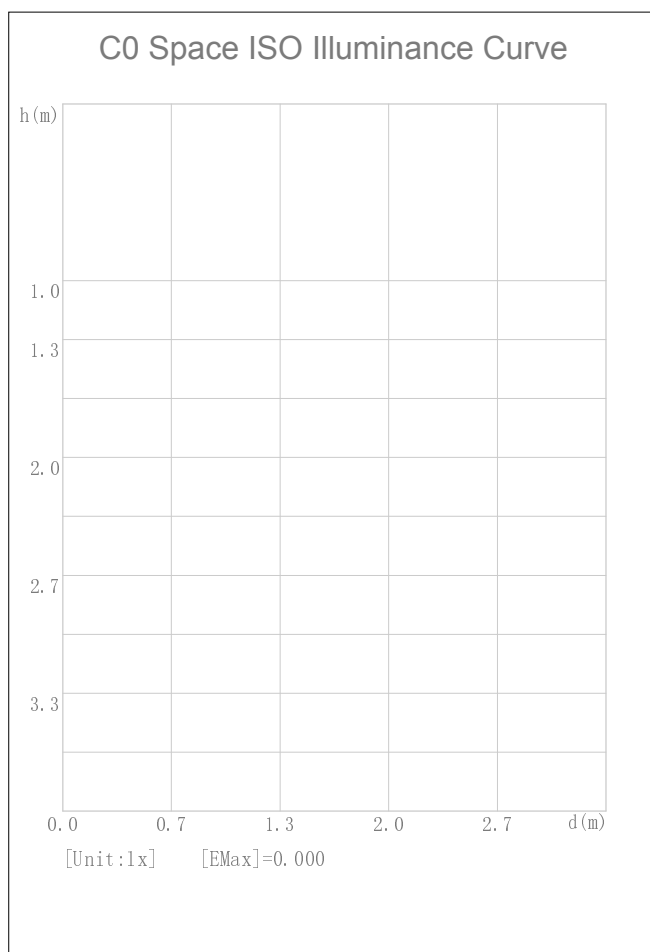
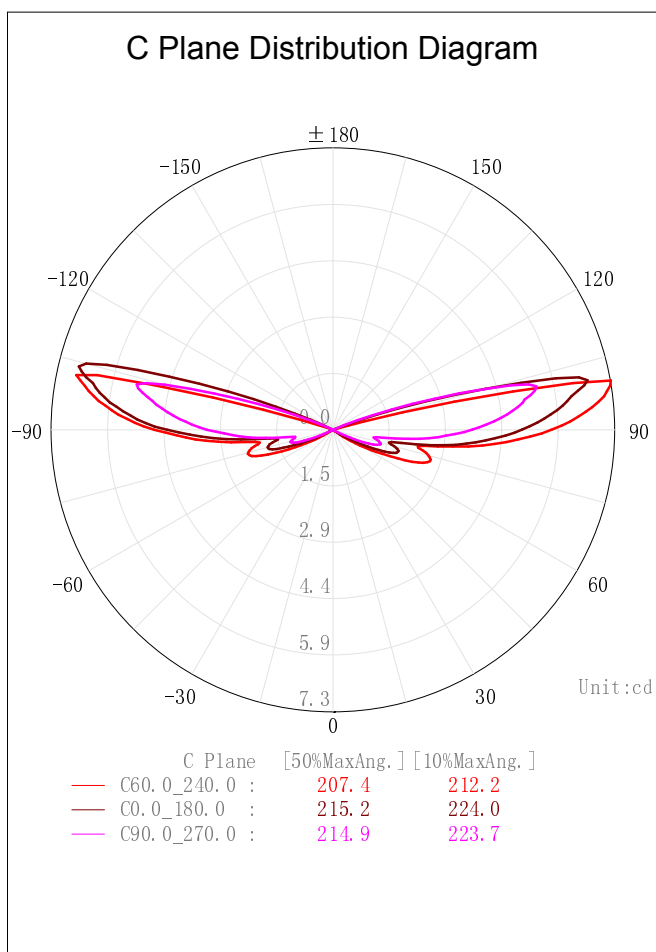
Indoor Luminaire Photometric Data

Description Information

Luminaire Name: 55252		Lum. Catalog:	Test ID:
Lamp Name:		Lamp Catalog:	Test Date: 2023/09/26
Manufacture:		Shld. Ang(°):	Test Machine:GON-2000
Test Lab:		Frequency (Hz):	Lamp CCT(K): 3000 Ra: 80
Lum. Size(W*L*H):0.050m*-0.050m*0.000m		Lum. Area(m2):0.002	Lum. W(kg): 0.000
Test System: C, γ	Test Step: C=30.0 γ=1.0	Temp. (°C): 25	Humidity(%): 50.0

Character Parameter

Lamp Speciality Parameter		Luminaire Speciality Parameter	
Rated Flux(lm): 10.670	Luminaire Flux(lm): 10.668	Field Angle(10%Imax): 212.2(°)	
Rated Power(W): 3	Luminaire Efficiency: 99.98%	Down Lumens&Percent: 4.449lm 41.71%	
Rated Voltage(V): 120	Luminaire EER(lm/W): 3.795	Up Lumens&Percent: 6.219lm 58.29%	
Tested Power(W): 2.811	Max. Candela(cd): 7.319	S/MH: C0_a180=0.035 C90_270=0.035	
Lamps' Inside: 1	Max Cand@Ang. (°): C=60.0 γ=100.0	CIE Type: Semi-Indirect	
Tested Electrics(V, A, pf): 120.5, 0.044, 0.529	Beam Angle(50%Imax): 207.4(°)	ErP Φ use(90°): 0.0001m	
Lamp Size(W*L*H):0.050m*-0.050m*0.000m	Left=-104.7°, Right=102.7°	IRF(%): 6368.044	



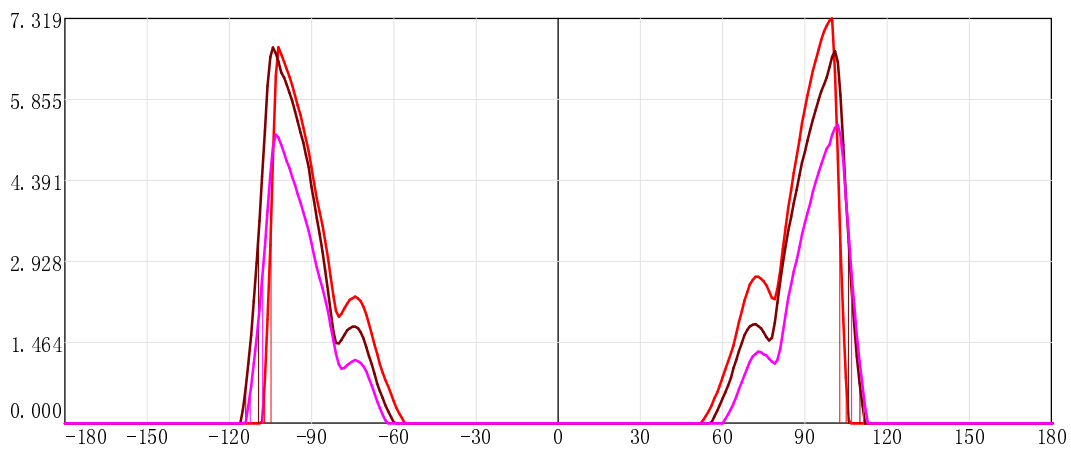
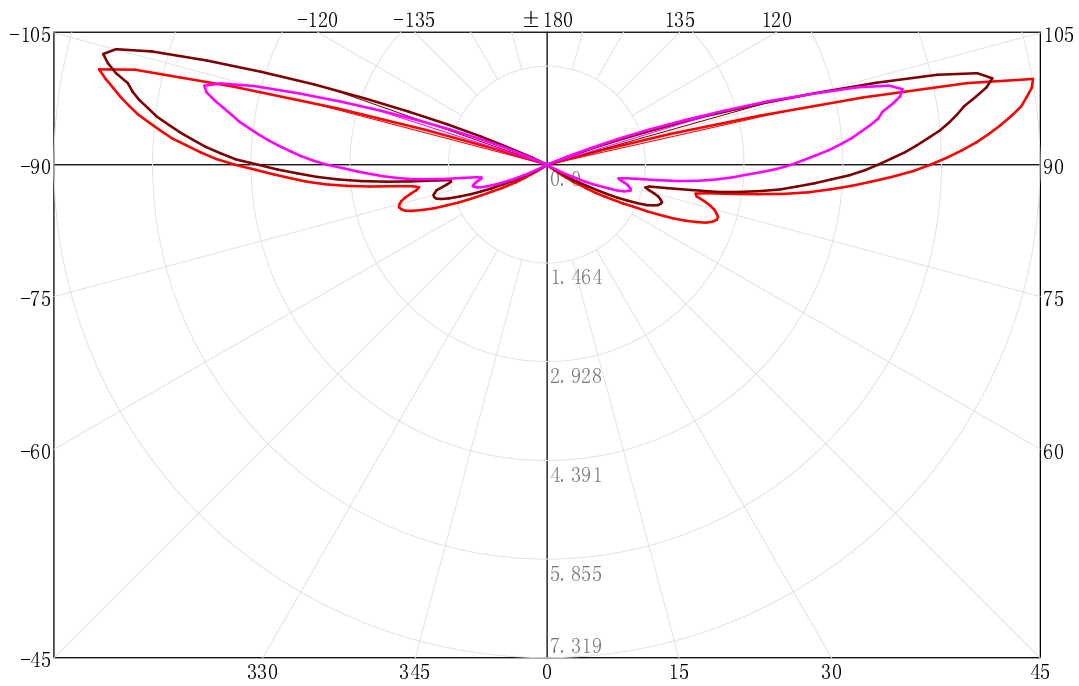
IES Indoor Report

Photometric Filename: OJL103(2 lado) 3W.IES

2D Plane Light Intensity Distribution Curve

Lum. Name: 55252	Lum. Catalog:	Test ID:
Lamp Name:	Lamp Catalog:	Test Lab:
Manufacture:	Test Machine: GON-2000	Test Date: 2023/09/26

C Plane Distribution Diagram



	C Plane	[50%MaxAng.]	[10%MaxAng.]	Unit:cd
—	C60_0_240.0 :	207.4	212.2	
—	C0_0_180.0 :	215.2	224.0	
—	C90_0_270.0 :	214.9	223.7	

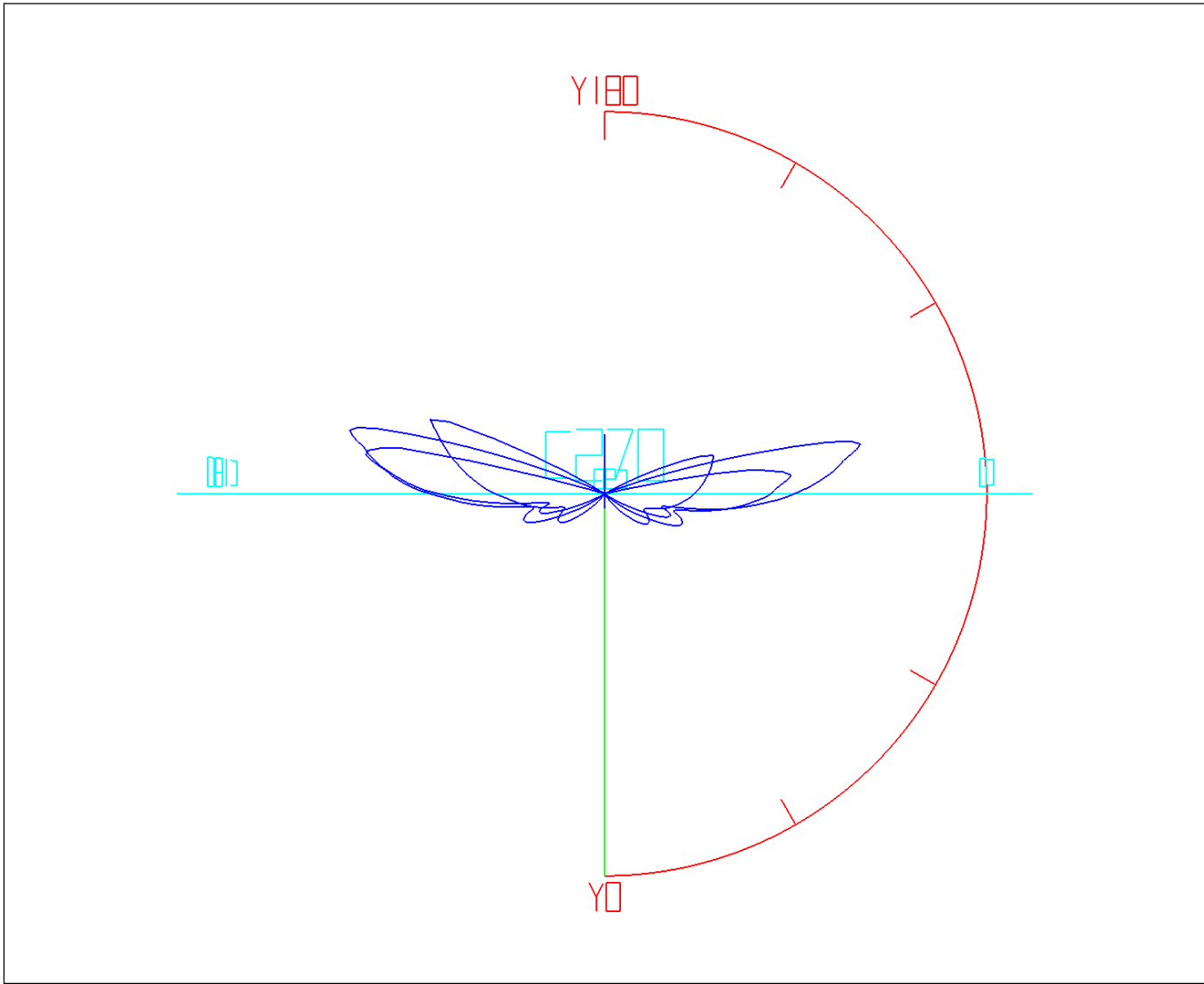
IES Indoor Report

Photometric Filename:OJL103(2 lado) 3W.IES

3D Light Intensity Distribution Modal

Lum. Name: 55252	Lum. Catalog:	Test ID:
Lamp Name:	Lamp Catalog:	Test Lab:
Manufacture:	Test Machine:GON-2000	Test Date: 2023/09/26

3D Light Intensity Distribution Modal



Curves: 3D Model ——— Fixture ——— Vert. HUD ——— Hori. HUD ———
View Angles: Orient:0 Tilt:0 Roll:0 Spin:0

IES Indoor Report

Photometric Filename:OJL103(2 lado) 3W.IES

Zonal Flux Tabulation

Zone (γ)	Zone Flux (lm)	Sums Flux (lm)	Zone%Lamp	Sums%Lamp	Zone (γ)	Zone Flux (lm)	Sums Flux (lm)	Zone%Lamp	Sums%Lamp
0.0-1.0	0.00	0.00	0.00	0.00	47.0-48.0	0.00	0.00	0.00	0.00
1.0-2.0	0.00	0.00	0.00	0.00	48.0-49.0	0.00	0.00	0.00	0.00
2.0-3.0	0.00	0.00	0.00	0.00	49.0-50.0	0.00	0.00	0.00	0.00
3.0-4.0	0.00	0.00	0.00	0.00	50.0-51.0	0.00	0.00	0.00	0.00
4.0-5.0	0.00	0.00	0.00	0.00	51.0-52.0	0.00	0.00	0.00	0.00
5.0-6.0	0.00	0.00	0.00	0.00	52.0-53.0	0.00	0.00	0.01	0.01
6.0-7.0	0.00	0.00	0.00	0.00	53.0-54.0	0.00	0.00	0.02	0.04
7.0-8.0	0.00	0.00	0.00	0.00	54.0-55.0	0.00	0.01	0.03	0.07
8.0-9.0	0.00	0.00	0.00	0.00	55.0-56.0	0.01	0.01	0.05	0.12
9.0-10.0	0.00	0.00	0.00	0.00	56.0-57.0	0.01	0.02	0.08	0.20
10.0-11.0	0.00	0.00	0.00	0.00	57.0-58.0	0.01	0.03	0.12	0.32
11.0-12.0	0.00	0.00	0.00	0.00	58.0-59.0	0.02	0.05	0.16	0.48
12.0-13.0	0.00	0.00	0.00	0.00	59.0-60.0	0.02	0.07	0.21	0.68
13.0-14.0	0.00	0.00	0.00	0.00	60.0-61.0	0.03	0.10	0.26	0.95
14.0-15.0	0.00	0.00	0.00	0.00	61.0-62.0	0.03	0.14	0.33	1.27
15.0-16.0	0.00	0.00	0.00	0.00	62.0-63.0	0.04	0.18	0.40	1.67
16.0-17.0	0.00	0.00	0.00	0.00	63.0-64.0	0.05	0.23	0.48	2.15
17.0-18.0	0.00	0.00	0.00	0.00	64.0-65.0	0.06	0.29	0.58	2.73
18.0-19.0	0.00	0.00	0.00	0.00	65.0-66.0	0.07	0.36	0.68	3.41
19.0-20.0	0.00	0.00	0.00	0.00	66.0-67.0	0.08	0.45	0.79	4.20
20.0-21.0	0.00	0.00	0.00	0.00	67.0-68.0	0.10	0.54	0.90	5.09
21.0-22.0	0.00	0.00	0.00	0.00	68.0-69.0	0.11	0.65	1.00	6.10
22.0-23.0	0.00	0.00	0.00	0.00	69.0-70.0	0.12	0.77	1.10	7.19
23.0-24.0	0.00	0.00	0.00	0.00	70.0-71.0	0.13	0.89	1.18	8.37
24.0-25.0	0.00	0.00	0.00	0.00	71.0-72.0	0.13	1.03	1.24	9.61
25.0-26.0	0.00	0.00	0.00	0.00	72.0-73.0	0.14	1.16	1.27	10.88
26.0-27.0	0.00	0.00	0.00	0.00	73.0-74.0	0.14	1.30	1.29	12.17
27.0-28.0	0.00	0.00	0.00	0.00	74.0-75.0	0.14	1.44	1.28	13.46
28.0-29.0	0.00	0.00	0.00	0.00	75.0-76.0	0.13	1.57	1.26	14.72
29.0-30.0	0.00	0.00	0.00	0.00	76.0-77.0	0.13	1.70	1.23	15.95
30.0-31.0	0.00	0.00	0.00	0.00	77.0-78.0	0.13	1.83	1.19	17.14
31.0-32.0	0.00	0.00	0.00	0.00	78.0-79.0	0.13	1.95	1.18	18.32
32.0-33.0	0.00	0.00	0.00	0.00	79.0-80.0	0.13	2.08	1.22	19.53
33.0-34.0	0.00	0.00	0.00	0.00	80.0-81.0	0.14	2.23	1.33	20.86
34.0-35.0	0.00	0.00	0.00	0.00	81.0-82.0	0.16	2.39	1.50	22.36
35.0-36.0	0.00	0.00	0.00	0.00	82.0-83.0	0.18	2.57	1.72	24.07
36.0-37.0	0.00	0.00	0.00	0.00	83.0-84.0	0.21	2.78	1.94	26.02
37.0-38.0	0.00	0.00	0.00	0.00	84.0-85.0	0.23	3.01	2.16	28.17
38.0-39.0	0.00	0.00	0.00	0.00	85.0-86.0	0.25	3.26	2.35	30.53
39.0-40.0	0.00	0.00	0.00	0.00	86.0-87.0	0.27	3.53	2.53	33.06
40.0-41.0	0.00	0.00	0.00	0.00	87.0-88.0	0.29	3.82	2.70	35.76
41.0-42.0	0.00	0.00	0.00	0.00	88.0-89.0	0.31	4.12	2.88	38.64
42.0-43.0	0.00	0.00	0.00	0.00	89.0-90.0	0.33	4.45	3.06	41.70
43.0-44.0	0.00	0.00	0.00	0.00	90.0-91.0	0.34	4.79	3.22	44.92
44.0-45.0	0.00	0.00	0.00	0.00	91.0-92.0	0.36	5.15	3.37	48.29
45.0-46.0	0.00	0.00	0.00	0.00	92.0-93.0	0.37	5.53	3.50	51.79
46.0-47.0	0.00	0.00	0.00	0.00	93.0-94.0	0.39	5.91	3.63	55.42

IES Indoor Report

Photometric Filename:OJL103(2 lado) 3W.IES

Zonal Flux Tabulation - (Cont.)

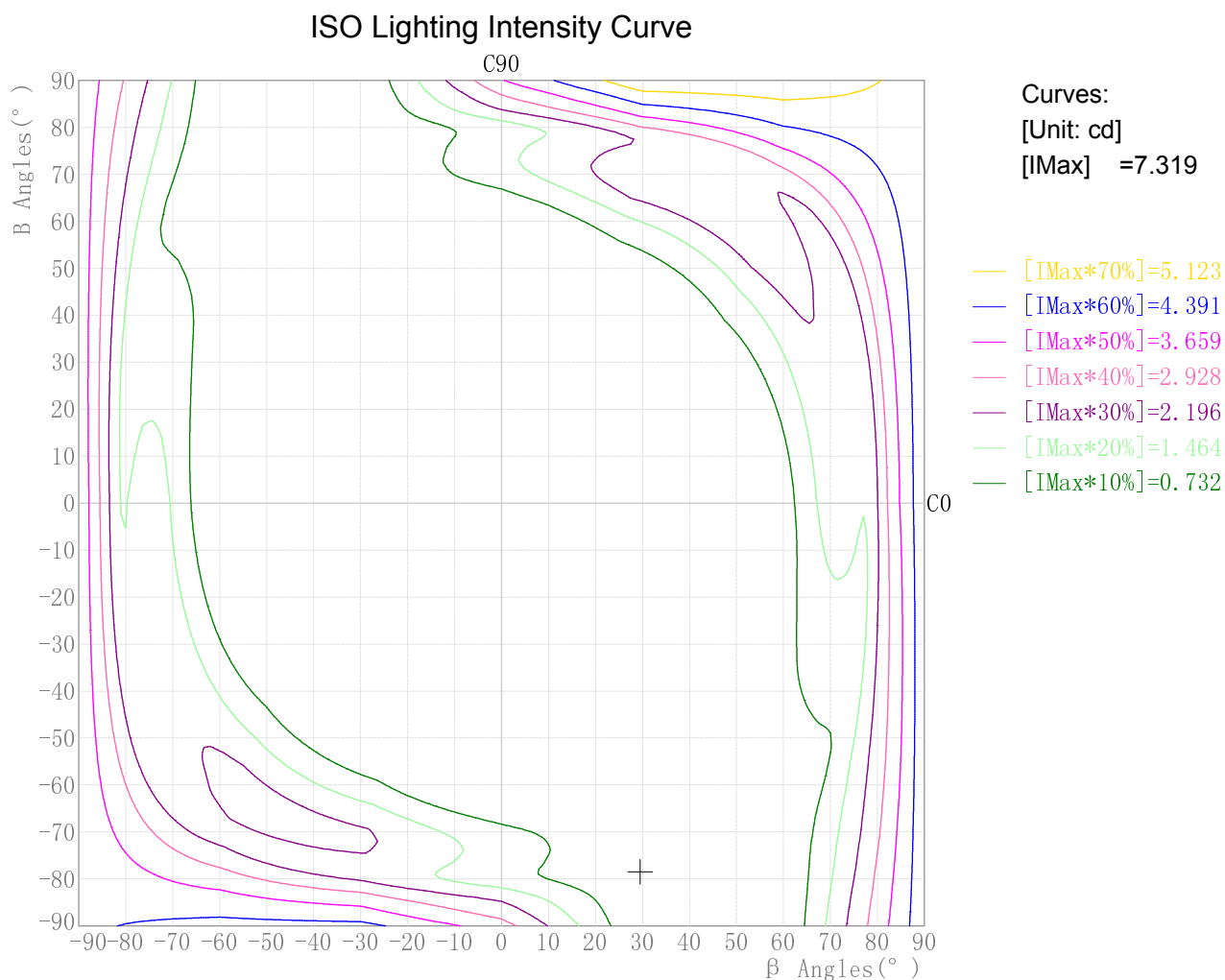
Zone (γ)	Zone Flux (lm)	Sums Flux (lm)	Zone%Lamp	Sums%Lamp	Zone (γ)	Zone Flux (lm)	Sums Flux (lm)	Zone%Lamp	Sums%Lamp
94.0-95.0	0.40	6.31	3.75	59.17	141.0-142.0	0.00	10.67	0.00	99.98
95.0-96.0	0.41	6.72	3.84	63.01	142.0-143.0	0.00	10.67	0.00	99.98
96.0-97.0	0.42	7.14	3.89	66.90	143.0-144.0	0.00	10.67	0.00	99.98
97.0-98.0	0.42	7.56	3.92	70.82	144.0-145.0	0.00	10.67	0.00	99.98
98.0-99.0	0.42	7.97	3.90	74.73	145.0-146.0	0.00	10.67	0.00	99.98
99.0-100.0	0.41	8.38	3.82	78.54	146.0-147.0	0.00	10.67	0.00	99.98
100.0-101.0	0.39	8.77	3.66	82.21	147.0-148.0	0.00	10.67	0.00	99.98
101.0-102.0	0.36	9.14	3.41	85.62	148.0-149.0	0.00	10.67	0.00	99.98
102.0-103.0	0.33	9.46	3.07	88.69	149.0-150.0	0.00	10.67	0.00	99.98
103.0-104.0	0.28	9.74	2.63	91.32	150.0-151.0	0.00	10.67	0.00	99.98
104.0-105.0	0.23	9.97	2.16	93.48	151.0-152.0	0.00	10.67	0.00	99.98
105.0-106.0	0.18	10.16	1.73	95.21	152.0-153.0	0.00	10.67	0.00	99.98
106.0-107.0	0.14	10.30	1.36	96.57	153.0-154.0	0.00	10.67	0.00	99.98
107.0-108.0	0.11	10.41	1.04	97.61	154.0-155.0	0.00	10.67	0.00	99.98
108.0-109.0	0.08	10.50	0.79	98.40	155.0-156.0	0.00	10.67	0.00	99.98
109.0-110.0	0.06	10.56	0.60	99.00	156.0-157.0	0.00	10.67	0.00	99.98
110.0-111.0	0.05	10.61	0.42	99.42	157.0-158.0	0.00	10.67	0.00	99.98
111.0-112.0	0.03	10.64	0.27	99.70	158.0-159.0	0.00	10.67	0.00	99.98
112.0-113.0	0.02	10.65	0.16	99.85	159.0-160.0	0.00	10.67	0.00	99.98
113.0-114.0	0.01	10.66	0.08	99.93	160.0-161.0	0.00	10.67	0.00	99.98
114.0-115.0	0.00	10.67	0.04	99.97	161.0-162.0	0.00	10.67	0.00	99.98
115.0-116.0	0.00	10.67	0.01	99.98	162.0-163.0	0.00	10.67	0.00	99.98
116.0-117.0	0.00	10.67	0.00	99.98	163.0-164.0	0.00	10.67	0.00	99.98
117.0-118.0	0.00	10.67	0.00	99.98	164.0-165.0	0.00	10.67	0.00	99.98
118.0-119.0	0.00	10.67	0.00	99.98	165.0-166.0	0.00	10.67	0.00	99.98
119.0-120.0	0.00	10.67	0.00	99.98	166.0-167.0	0.00	10.67	0.00	99.98
120.0-121.0	0.00	10.67	0.00	99.98	167.0-168.0	0.00	10.67	0.00	99.98
121.0-122.0	0.00	10.67	0.00	99.98	168.0-169.0	0.00	10.67	0.00	99.98
122.0-123.0	0.00	10.67	0.00	99.98	169.0-170.0	0.00	10.67	0.00	99.98
123.0-124.0	0.00	10.67	0.00	99.98	170.0-171.0	0.00	10.67	0.00	99.98
124.0-125.0	0.00	10.67	0.00	99.98	171.0-172.0	0.00	10.67	0.00	99.98
125.0-126.0	0.00	10.67	0.00	99.98	172.0-173.0	0.00	10.67	0.00	99.98
126.0-127.0	0.00	10.67	0.00	99.98	173.0-174.0	0.00	10.67	0.00	99.98
127.0-128.0	0.00	10.67	0.00	99.98	174.0-175.0	0.00	10.67	0.00	99.98
128.0-129.0	0.00	10.67	0.00	99.98	175.0-176.0	0.00	10.67	0.00	99.98
129.0-130.0	0.00	10.67	0.00	99.98	176.0-177.0	0.00	10.67	0.00	99.98
130.0-131.0	0.00	10.67	0.00	99.98	177.0-178.0	0.00	10.67	0.00	99.98
131.0-132.0	0.00	10.67	0.00	99.98	178.0-179.0	0.00	10.67	0.00	99.98
132.0-133.0	0.00	10.67	0.00	99.98	179.0-180.0	0.00	10.67	0.00	99.98
133.0-134.0	0.00	10.67	0.00	99.98					
134.0-135.0	0.00	10.67	0.00	99.98					
135.0-136.0	0.00	10.67	0.00	99.98					
136.0-137.0	0.00	10.67	0.00	99.98					
137.0-138.0	0.00	10.67	0.00	99.98					
138.0-139.0	0.00	10.67	0.00	99.98					
139.0-140.0	0.00	10.67	0.00	99.98					
140.0-141.0	0.00	10.67	0.00	99.98					

IES Indoor Report

Photometric Filename:OJL103(2 lado) 3W.IES

Rectangle ISO Lighting Intensity Diagram

Lum. Name: 55252	Lum. Catalog:	Test ID:
Lamp Name:	Lamp Catalog:	Test Lab:
Manufacture:	Test Machine:GON-2000	Test Date: 2023/09/26



Maximum Light Intensity(cd): 7.32

Maximum Cand.@Angle: H=29.5°,V=-78.5°

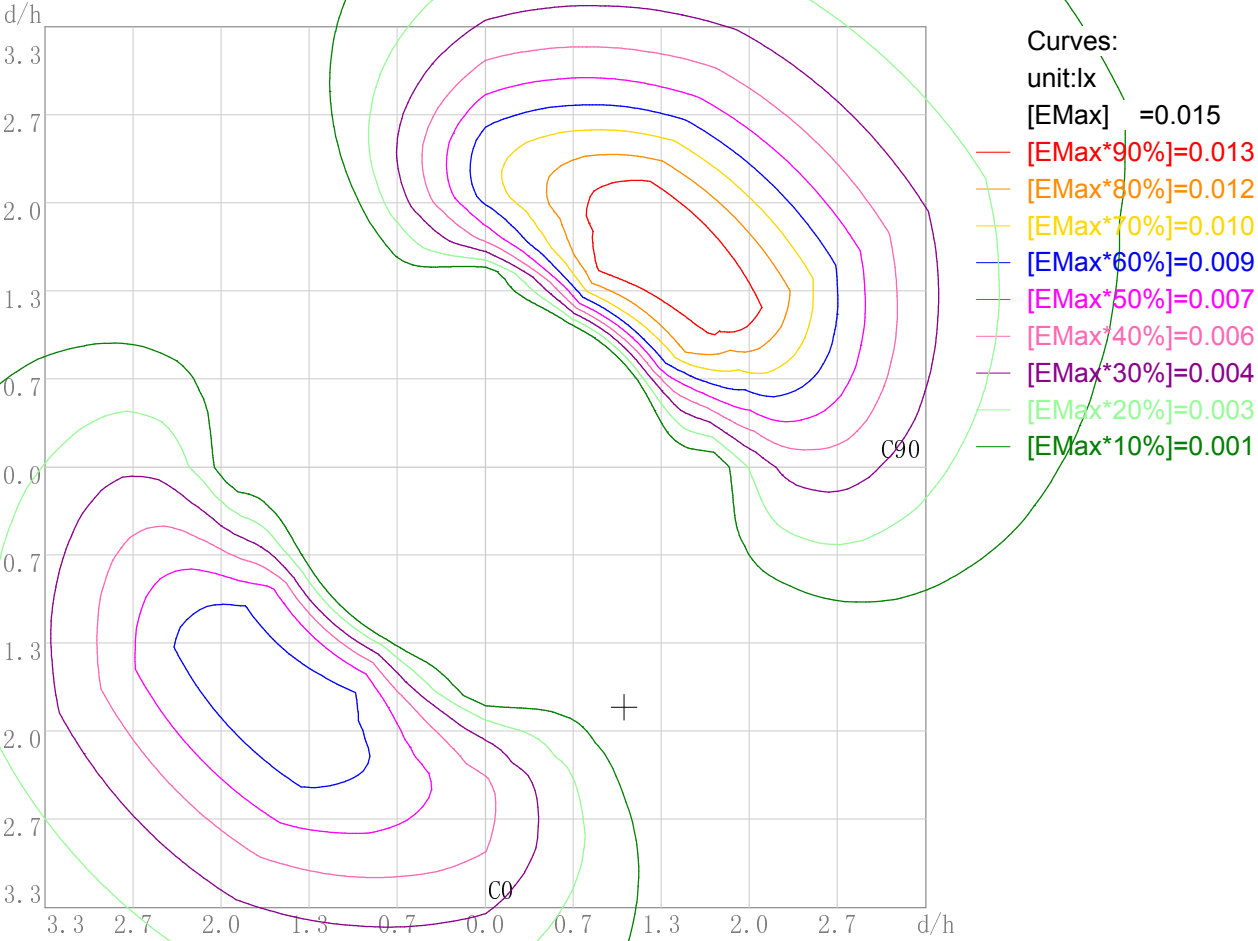
IES Indoor Report

Photometric Filename:OJL103(2 lado) 3W.IES

Plane ISO-Illuminance Diagram

Lum. Name: 55252	Lum. Catalog:	Test ID:
Lamp Name:	Lamp Catalog:	Test Lab:
Manufacture:	Test Machine:GON-2000	Test Date: 2023/09/26

Plane ISO-Illuminance Curve



Working Plane Luminaire Mounting Height(m): 3.00
Working Plane Maximum Illuminance(lx): 0.01
Working Plane Maximum Illuminance Position(d/h):H1.0 V1.8

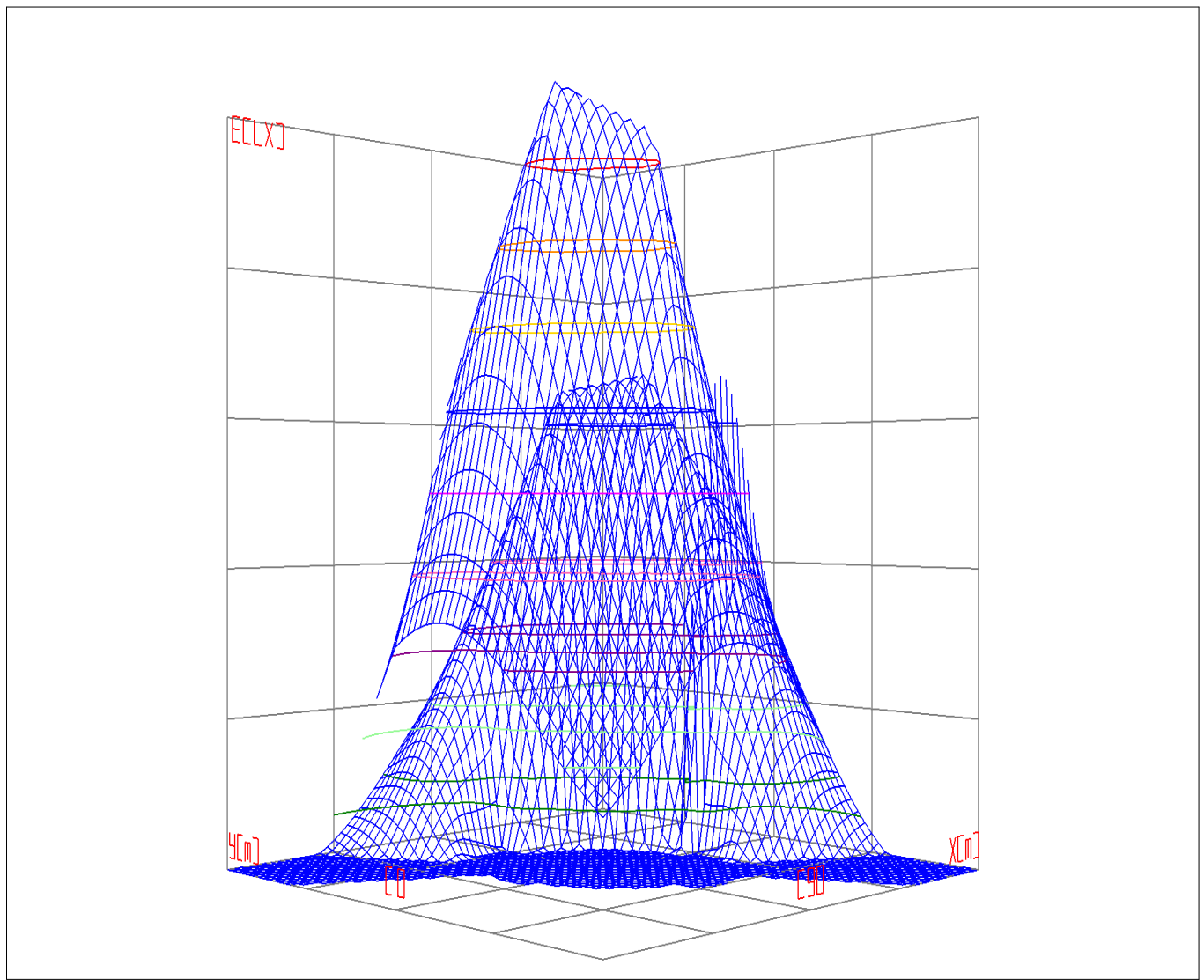
IES Indoor Report

Photometric Filename:OJL103(2 lado) 3W.IES

3D Plane ISO Illuminance Diagram

Lum. Name: 55252	Lum. Catalog:	Test ID:
Lamp Name:	Lamp Catalog:	Test Lab:
Manufacture:	Test Machine:GON-2000	Test Date: 2023/09/26

3D Plane Illuminance Modal



Curves: 3D Model — 90% — 80% — 70% — 60% — 50% — 40% — 30% — 20% — 10% —
View Angles(deg): 0 Height(m): 3.0 Distance(m): 10.0

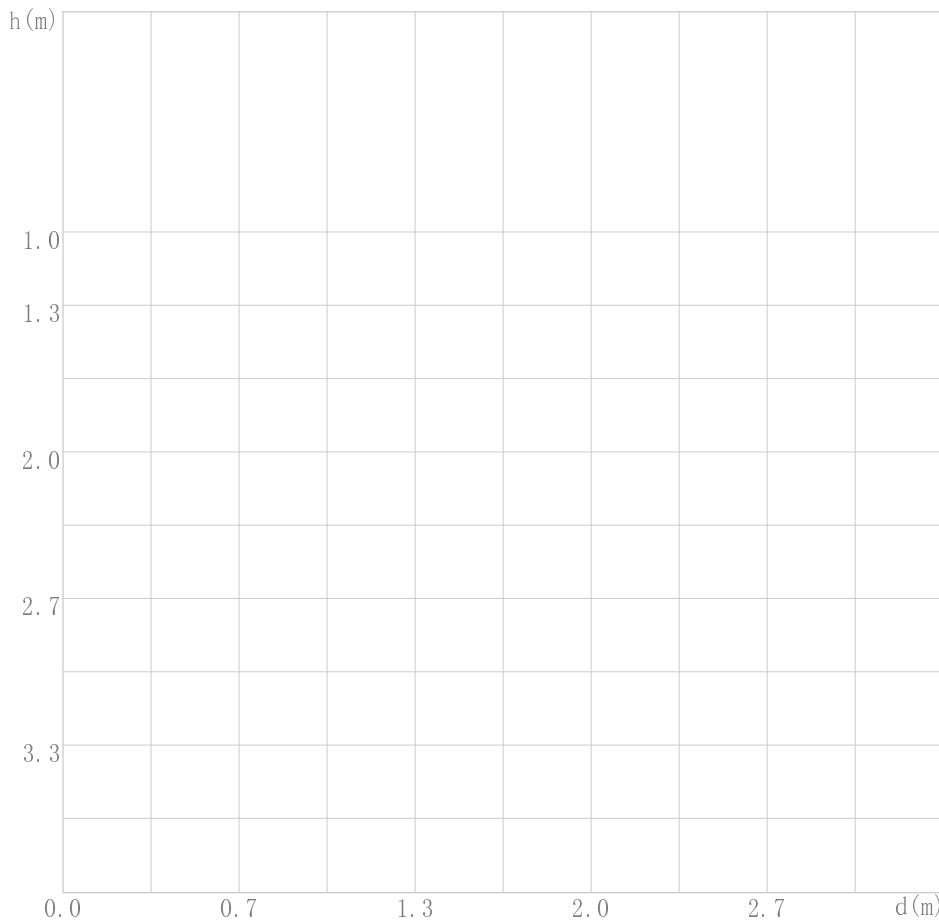
IES Indoor Report

Photometric Filename:OJL103(2 lado) 3W.IES

Space ISO Illuminance Diagram

Lum. Name: 55252	Lum. Catalog:	Test ID:
Lamp Name:	Lamp Catalog:	Test Lab:
Manufacture:	Test Machine:GON-2000	Test Date: 2023/09/26

Space ISO Illuminance Curve



Curves:
[Unit: lx]
[EMax] =0.000

Space Plane Maximum Illuminance and @Angle:0.00lx,0.0deg
Plane Maximum Lighting Intensity and @Angle:0.000cd,0deg

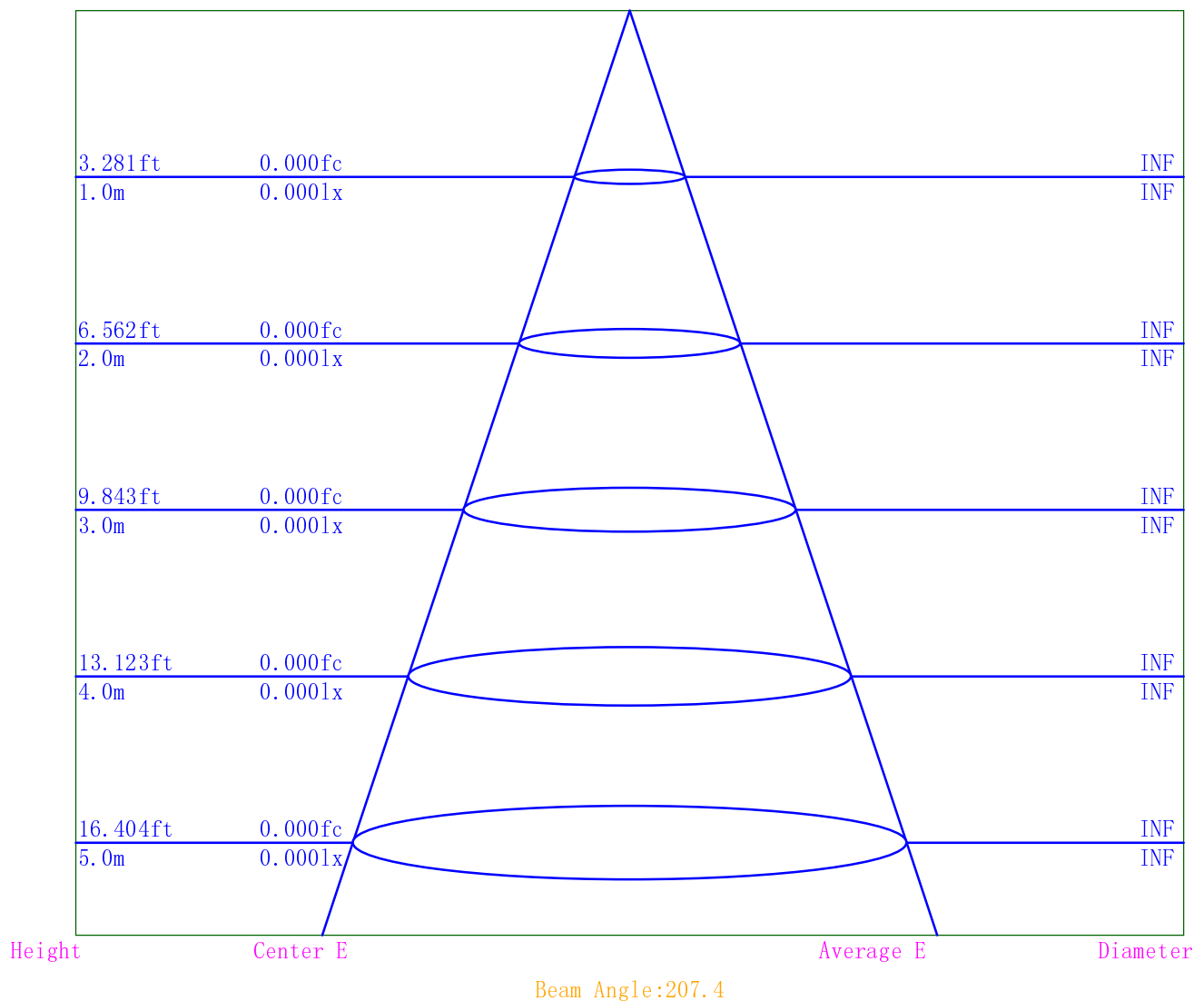
IES Indoor Report

Photometric Filename:OJL103(2 lado) 3W.IES

Illuminance-Distance Diagram

Lum. Name: 55252	Lum. Catalog:	Test ID:
Lamp Name:	Lamp Catalog:	Test Lab:
Manufacture:	Test Machine:GON-2000	Test Date: 2023/09/26

Illuminance-Distance Curve



Indoor Luminance Limiting Curves

Lum. Name: 55252	Lum. Catalog:	Test ID:
Lamp Name:	Lamp Catalog:	Test Lab:
Manufacture:	Test Machine: GON-2000	Test Date: 2023/09/26

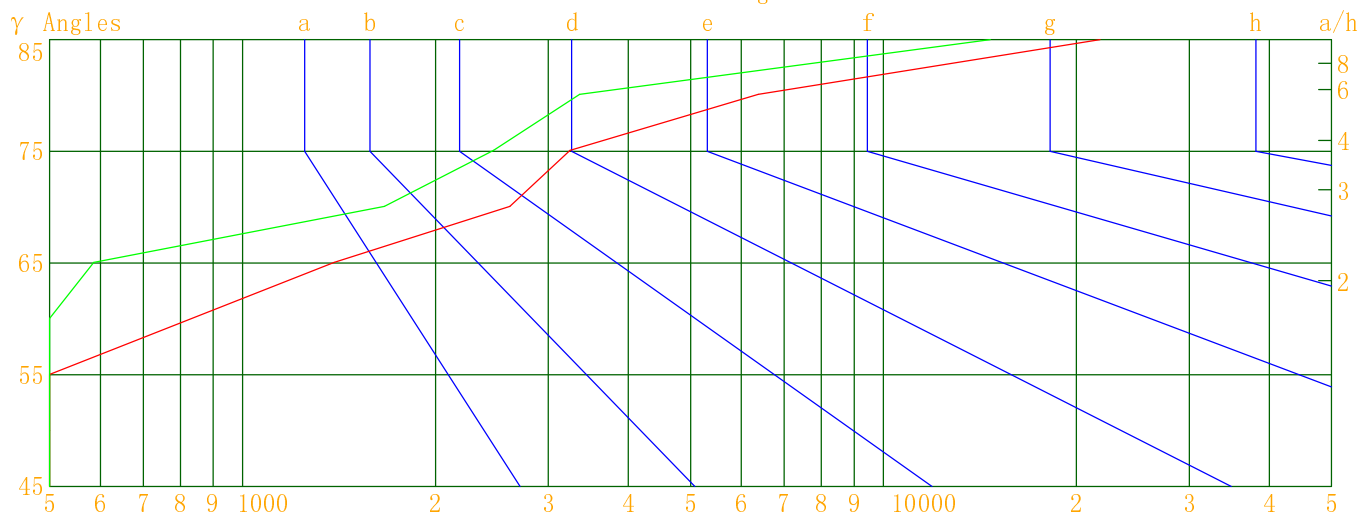
Glare Grade Table

GI	Quality	Using Illuminance							
		a	b	c	d	e	f	g	h
1.15	A	2000	1000	500	<=300				
1.5	B		2000	1000	500	<=300			
1.85	C			2000	1000	500	<=300		
2.2	D				2000	1000	500	<=300	
2.55	E	a				2000	1000	500	<=300
			b	c	d	e	f	g	h

Luminance Table

Gama (deg)	45	50	55	60	65	70	75	80	85
C0	0	0	0	460	1389	2612	3245	6376	21761
C90	0	0	0	0	586	1665	2464	3358	14685

Luminance Limiting Curve



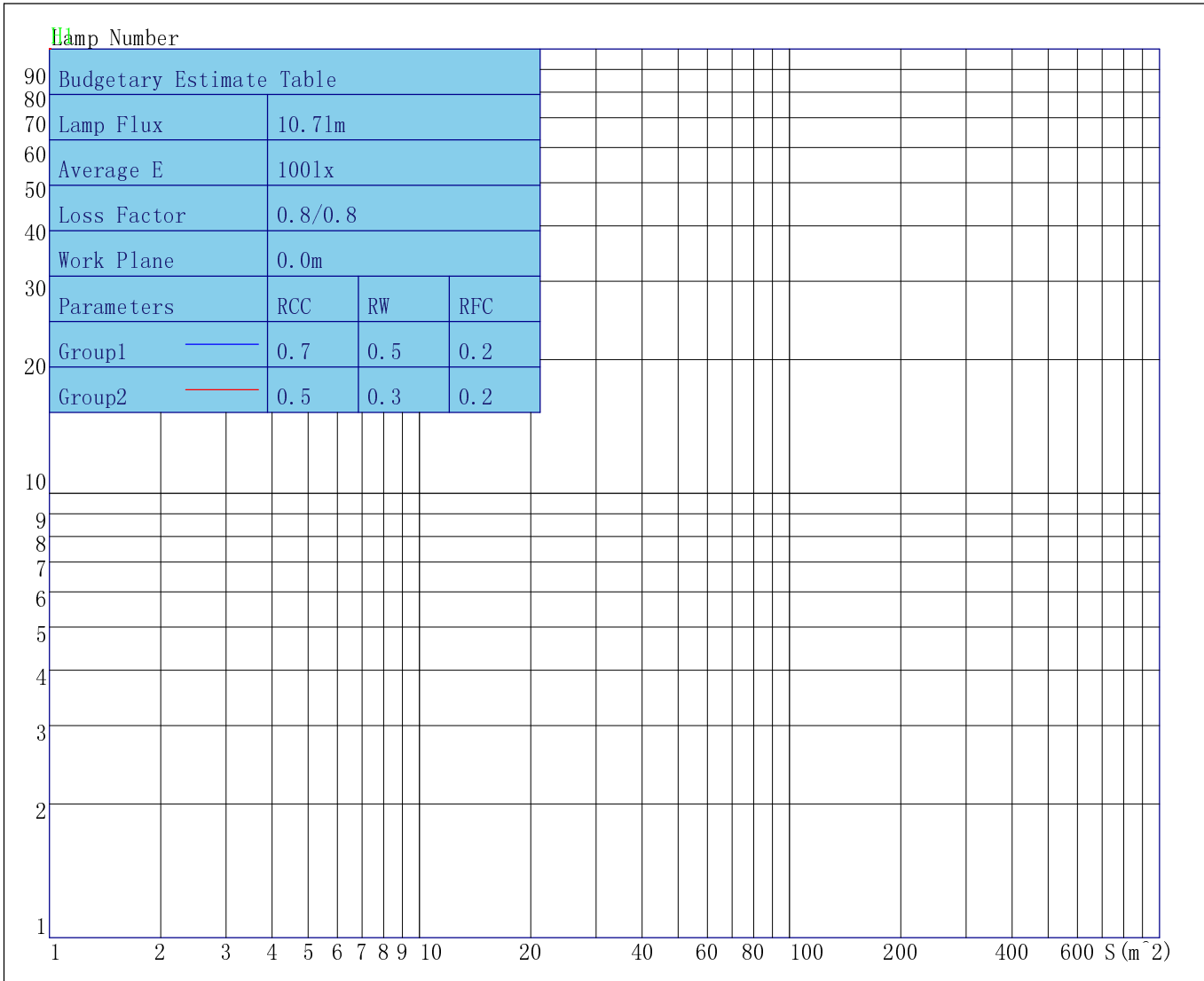
Luminous Size: Length(m)=-0.050 Width(m)=-0.050 Height(m)=0.000 Area(m^2)=0.001963
 Luminous Type: Without Luminous Side
 Luminous Curves: C0-C180 Color: — C90-C270 Color: —

IES Indoor Report

Photometric Filename:OJL103(2 lado) 3W.IES

Indoor Budgetary Estimate Table

Lum. Name: 55252	Lum. Catalog:	Test ID:
Lamp Name:	Lamp Catalog:	Test Lab:
Manufacture:	Test Machine:GON-2000	Test Date: 2023/09/26



Parameters1: Rhocc = 0.7 Rhow = 0.5 Rhofc = 0.2 LLF = 0.8
 Parameters2: Rhocc = 0.5 Rhow = 0.3 Rhofc = 0.2 LLF = 0.8
 Average Illuminance(lx): 100 Cavity Height: H1(m) = 2

IES Indoor Report

Photometric Filename:OJL103(2 lado) 3W.IES

Indoor Coefficient of Utilization Table

Lum. Name: 55252	Lum. Catalog:	Test ID:
Lamp Name:	Lamp Catalog:	Test Lab:
Manufacture:	Test Machine:GON-2000	Test Date: 2023/09/26

Coefficients of Utilization - Zonal Cavity Method																					
Coef.	Effective Floor Cavity Reflectance RFC=0.20																				
RhoCC (%)	80				70				50				30				10				0
RhoW (%)	70	50	30	10	70	50	30	10	50	30	10	50	30	10	50	30	10	50	30	10	0
RCR	Coefficient of Utilization(%)																				
0	105	105	105	105	96	96	96	96	79	79	79	63	63	63	48	48	48	42			
1	86	77	70	63	77	69	62	56	54	49	44	40	36	32	27	24	21	15			
2	75	64	54	46	67	57	48	41	43	37	31	31	26	21	20	16	13	7			
3	68	54	44	36	60	48	39	31	37	29	23	26	20	16	16	12	8	3			
4	61	47	37	29	54	42	33	25	32	25	19	22	17	12	14	10	6	2			
5	56	41	31	24	49	37	28	21	28	21	15	20	14	10	12	8	5	1			
6	51	37	27	20	46	33	24	18	25	18	13	18	13	8	11	7	4	0			
7	47	33	24	17	42	29	21	15	23	16	11	16	11	7	10	6	3	0			
8	44	30	21	15	39	27	19	13	21	14	10	15	10	6	9	6	3	0			
9	41	27	19	13	36	24	17	12	19	13	9	14	9	6	9	5	3	0			
10	38	25	17	12	34	22	15	10	17	12	8	13	8	5	8	5	2	0			

IES Indoor Report

Photometric Filename:OJL103(2 lado) 3W.IES

Unified Glare Rating Table

Lum. Name: 55252	Lum. Catalog:	Test ID:
Lamp Name:	Lamp Catalog:	Test Lab:
Manufacture:	Test Machine:GON-2000	Test Date: 2023/09/26

Unified Glare Rating Table

Ceiling RCC	0.70	0.70	0.50	0.50	0.30	0.70	0.70	0.50	0.50	0.30
Wall RW	0.50	0.30	0.50	0.30	0.30	0.50	0.30	0.50	0.30	0.30
Floor RFC	0.20	0.20	0.20	0.20	0.20	0.20	0.20	0.20	0.20	0.20
Room Size	Vewed crosswise					Vewed endwise				
X=2H Y=2H	4.5	5.5	5.5	6.5	7.9	2.2	3.2	3.1	4.2	5.5
Y=3H	13.3	14.2	14.2	15.2	16.6	11.2	12.2	12.2	13.2	14.6
Y=4H	16.0	16.9	17.0	17.9	19.3	14.4	15.3	15.3	16.3	17.7
Y=6H	18.8	19.7	19.8	20.7	22.1	16.6	17.5	17.6	18.5	19.9
Y=8H	21.5	22.4	22.5	23.4	24.8	18.6	19.5	19.6	20.5	21.9
Y=12H	24.6	25.4	25.6	26.4	27.9	21.8	22.6	22.8	23.6	25.1
X=4H Y=2H	8.4	9.3	9.4	10.3	11.7	7.8	8.7	8.8	9.7	11.1
Y=3H	15.3	16.1	16.3	17.2	18.6	14.3	15.2	15.3	16.2	17.6
Y=4H	17.8	18.6	18.8	19.6	21.0	17.0	17.7	18.0	18.8	20.2
Y=6H	20.6	21.3	21.6	22.4	23.8	19.0	19.8	20.0	20.8	22.2
Y=8H	23.2	23.9	24.2	25.0	26.4	21.0	21.7	22.0	22.7	24.1
Y=12H	26.3	27.0	27.4	28.1	29.5	23.9	24.6	25.0	25.7	27.1
X=8H Y=4H	18.8	19.5	19.8	20.6	22.0	18.3	19.0	19.3	20.0	21.5
Y=6H	21.9	22.6	23.0	23.7	25.2	20.9	21.5	21.9	22.6	24.1
Y=8H	24.7	25.3	25.7	26.4	27.8	23.1	23.6	24.1	24.7	26.1
Y=12H	27.9	28.4	28.9	29.5	31.0	26.0	26.5	27.1	27.6	29.1
X=12H Y=4H	19.2	19.8	20.2	20.9	22.3	18.7	19.4	19.8	20.5	21.9
Y=6H	22.5	23.1	23.6	24.2	25.6	21.7	22.2	22.7	23.3	24.8
Y=8H	25.4	25.9	26.4	27.0	28.4	24.1	24.6	25.1	25.7	27.2
Variations with the objerver position at spacings										
S=1.0H	0.5/-0.5					0.6/-0.6				
S=1.5H	0.7/-0.8					0.8/-0.9				
S=2.0H	0.9/-1.1					1.0/-1.2				
Reduced UGR Table:										
Nordic Standard Table:	BKO					BKO				
Correction Value	12.6					13.0				

o the CIE Pub.117, data has been corrected, refers to the lamp's lumens 8.2flm.

IES Indoor Report

Photometric Filename:OJL103(2 lado) 3W.IES

Candela Tabulation - (Cont.)

V/H	C0.0	C30.0	C60.0	C90.0	C120.0	C150.0	C180.0	C210.0	C240.0	C270.0	C300.0	C330.0
γ 47.0	0.00	0.00	0.00	0.00	0.00	0.00	0.00	0.00	0.00	0.00	0.00	0.00
γ 48.0	0.00	0.00	0.00	0.00	0.00	0.00	0.00	0.00	0.00	0.00	0.00	0.00
γ 49.0	0.00	0.00	0.00	0.00	0.00	0.00	0.00	0.00	0.00	0.00	0.00	0.00
γ 50.0	0.00	0.00	0.00	0.00	0.00	0.00	0.00	0.00	0.00	0.00	0.00	0.00
γ 51.0	0.00	0.02	0.00	0.00	0.00	0.00	0.00	0.00	0.00	0.00	0.00	0.00
γ 52.0	0.00	0.09	0.00	0.00	0.00	0.00	0.00	0.00	0.00	0.00	0.00	0.00
γ 53.0	0.00	0.16	0.06	0.00	0.00	0.00	0.00	0.00	0.00	0.00	0.00	0.00
γ 54.0	0.00	0.24	0.14	0.00	0.00	0.00	0.00	0.00	0.00	0.00	0.00	0.00
γ 55.0	0.00	0.35	0.23	0.00	0.00	0.00	0.00	0.00	0.00	0.00	0.00	0.00
γ 56.0	0.03	0.45	0.33	0.00	0.00	0.00	0.00	0.04	0.01	0.00	0.00	0.00
γ 57.0	0.12	0.58	0.45	0.00	0.00	0.00	0.00	0.14	0.10	0.00	0.00	0.00
γ 58.0	0.22	0.70	0.56	0.00	0.00	0.00	0.00	0.23	0.18	0.00	0.00	0.00
γ 59.0	0.33	0.82	0.68	0.00	0.00	0.00	0.00	0.34	0.28	0.00	0.00	0.00
γ 60.0	0.45	0.96	0.83	0.00	0.00	0.00	0.02	0.45	0.41	0.00	0.00	0.00
γ 61.0	0.56	1.09	0.97	0.07	0.00	0.00	0.12	0.58	0.53	0.00	0.00	0.00
γ 62.0	0.68	1.23	1.12	0.16	0.00	0.00	0.22	0.71	0.67	0.00	0.00	0.00
γ 63.0	0.82	1.37	1.26	0.26	0.00	0.00	0.33	0.84	0.79	0.06	0.00	0.00
γ 64.0	1.00	1.56	1.41	0.36	0.00	0.00	0.46	0.97	0.92	0.15	0.00	0.00
γ 65.0	1.15	1.75	1.63	0.49	0.00	0.00	0.59	1.11	1.07	0.28	0.00	0.00
γ 66.0	1.30	1.95	1.84	0.62	0.00	0.00	0.71	1.29	1.25	0.40	0.00	0.00
γ 67.0	1.45	2.13	2.02	0.75	0.00	0.00	0.90	1.49	1.43	0.54	0.00	0.00
γ 68.0	1.59	2.29	2.22	0.87	0.00	0.00	1.06	1.67	1.61	0.69	0.00	0.00
γ 69.0	1.69	2.41	2.38	1.00	0.00	0.00	1.22	1.85	1.80	0.81	0.00	0.00
γ 70.0	1.75	2.51	2.51	1.12	0.00	0.00	1.37	2.02	1.96	0.94	0.00	0.00
γ 71.0	1.78	2.57	2.59	1.21	0.00	0.00	1.54	2.18	2.11	1.03	0.00	0.00
γ 72.0	1.79	2.58	2.65	1.26	0.00	0.00	1.65	2.28	2.21	1.09	0.00	0.00
γ 73.0	1.76	2.55	2.65	1.30	0.00	0.00	1.72	2.34	2.26	1.12	0.00	0.00
γ 74.0	1.72	2.52	2.61	1.28	0.00	0.00	1.75	2.37	2.29	1.15	0.00	0.00
γ 75.0	1.65	2.46	2.57	1.25	0.00	0.00	1.75	2.37	2.27	1.12	0.00	0.00
γ 76.0	1.55	2.36	2.49	1.23	0.00	0.00	1.72	2.33	2.23	1.09	0.00	0.00
γ 77.0	1.50	2.24	2.39	1.17	0.00	0.00	1.68	2.30	2.17	1.05	0.00	0.00
γ 78.0	1.55	2.21	2.27	1.12	0.00	0.00	1.60	2.20	2.08	1.00	0.00	0.00
γ 79.0	1.82	2.33	2.24	1.08	0.00	0.00	1.51	2.11	1.98	0.99	0.00	0.00
γ 80.0	2.17	2.63	2.43	1.14	0.00	0.00	1.45	2.03	1.93	1.07	0.00	0.00
γ 81.0	2.57	3.03	2.76	1.35	0.00	0.00	1.45	2.10	2.03	1.26	0.00	0.00
γ 82.0	2.89	3.38	3.15	1.64	0.00	0.00	1.66	2.34	2.30	1.50	0.00	0.00
γ 83.0	3.21	3.74	3.55	1.97	0.00	0.00	2.03	2.66	2.66	1.76	0.00	0.00
γ 84.0	3.48	4.05	3.90	2.27	0.00	0.00	2.40	3.00	2.99	2.03	0.00	0.00
γ 85.0	3.72	4.36	4.21	2.51	0.00	0.00	2.77	3.32	3.30	2.25	0.00	0.00
γ 86.0	3.97	4.63	4.53	2.74	0.00	0.00	3.10	3.62	3.58	2.44	0.00	0.00
γ 87.0	4.22	4.87	4.81	2.94	0.00	0.00	3.42	3.89	3.82	2.62	0.00	0.00
γ 88.0	4.49	5.15	5.12	3.18	0.00	0.00	3.71	4.12	4.06	2.82	0.00	0.00
γ 89.0	4.72	5.40	5.43	3.41	0.00	0.00	4.00	4.37	4.32	3.02	0.00	0.00
γ 90.0	4.91	5.61	5.69	3.62	0.00	0.00	4.29	4.66	4.63	3.27	0.00	0.00
γ 91.0	5.11	5.73	5.93	3.80	0.00	0.00	4.62	4.94	4.91	3.47	0.00	0.00
γ 92.0	5.32	5.89	6.16	3.99	0.00	0.00	4.85	5.16	5.14	3.65	0.00	0.00
γ 93.0	5.49	6.08	6.38	4.19	0.00	0.00	5.08	5.35	5.35	3.81	0.00	0.00
