

Report No.: 1

Test Time: 2019/3/2 15:30

Luminaire Property

Luminaire Manufacturer:

Luminaire Description: LDP150

Current: 0.151 A

Power Factor: 0.582

Voltage: 110 V

Power: 9.69W

Photometric Results

CIE Class: Direct

Measurement Flux: 634.8 lm

Downward Ratio: 99%

Horizontal Diffuse Angle(50%): H95.6

Vertical Diffuse Angle(50%): V94.6

Luminaire Efficacy Rating (LER): 65.56

Max. Intensity: 306.18 cd

S/MH(C0/C180): 1.24

Total Rated Lamp Lumens: 634.8 lm

Efficiency: 100%

Upward Ratio: 1%

Central Intensity: 306.05 cd

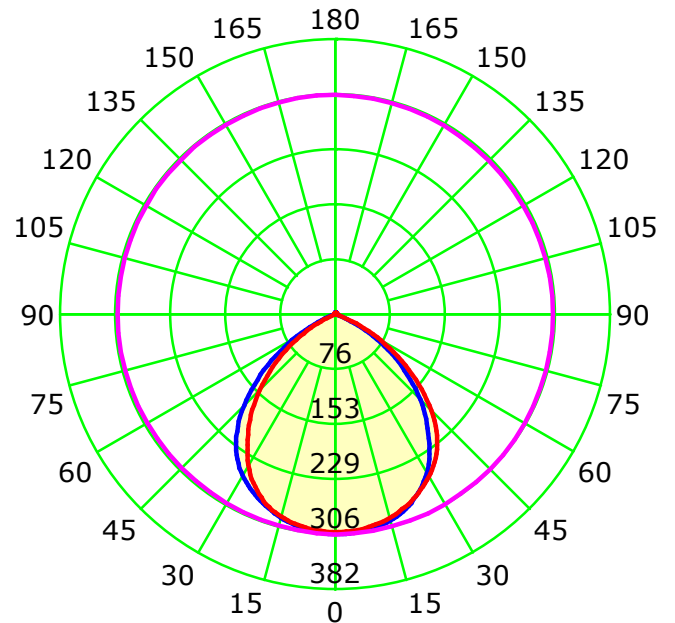
Pos of Max. Intensity: H0 V1

S/MH(C90/C270): 1.23

Picture Of Luminaire



Luminous Intensity Distribution Curve



Unit: cd

Average Diffuse Angle(50%): 95.1°

— C0-C180 — C90-C270 — G1

C Plane (°):0.0-360.0: 45.0

Test Lab: Inventfine instruments

Test Type: TYPE C

Temperature: 26

Operator: Jacky tang

Gamma Plane (°):0.0-180.0:1.0

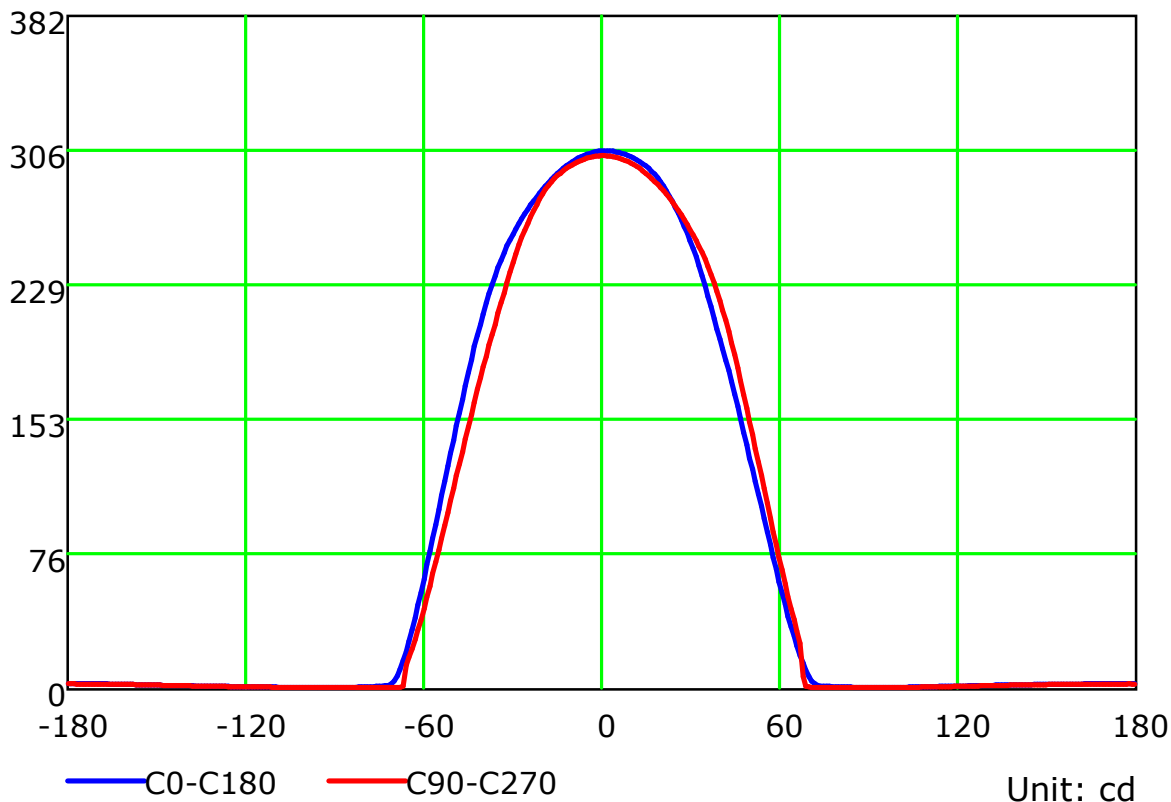
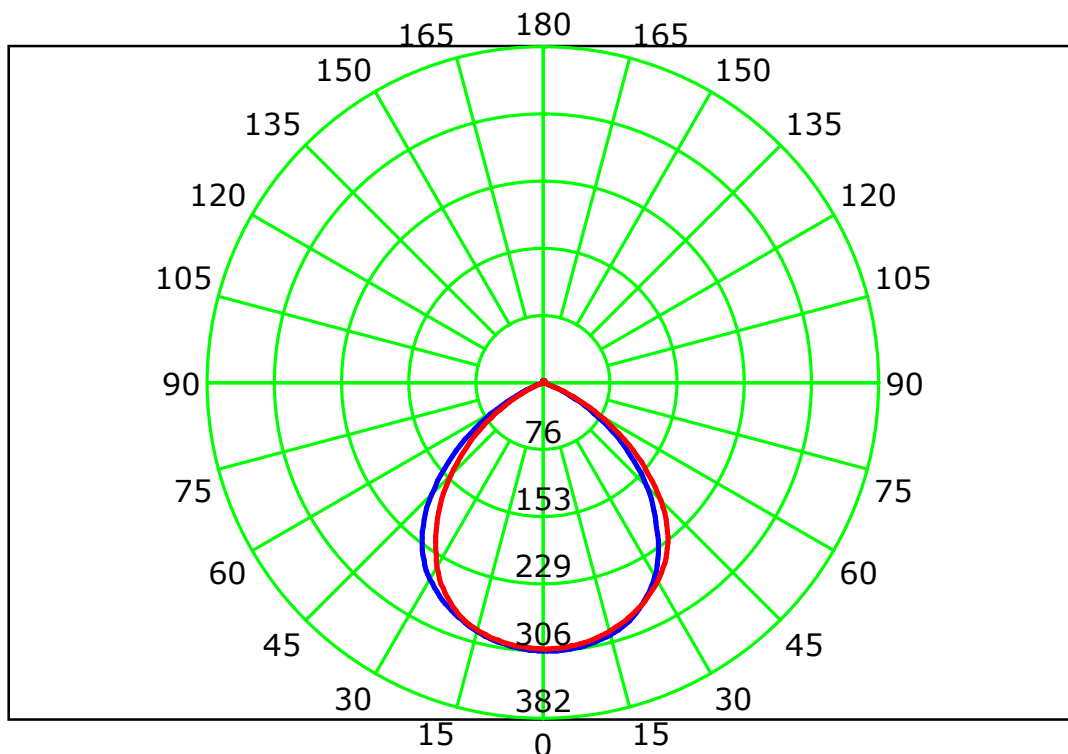
Test Device: GPM-1800B

Distance: 7.970 m

Humidity: 55

Inspector:

Luminous Intensity Distribution Curve



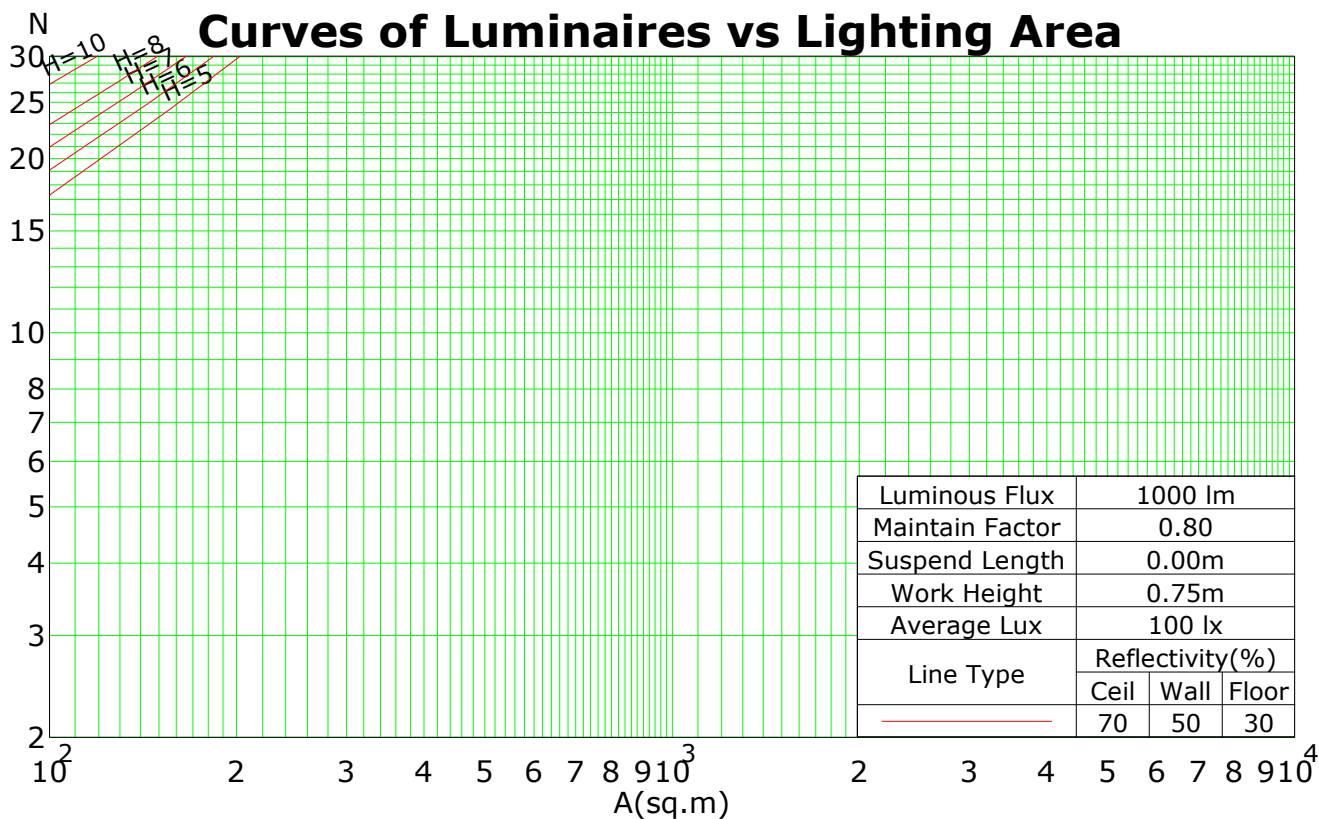
C Plane (°):0.0-360.0: 45.0
Test Lab: Inventfine instruments
Test Type: TYPE C
Temperature: 26
Operator: Jacky tang

Gamma Plane (°):0.0-180.0:1.0
Test Device: GPM-1800B
Distance: 7.970 m
Humidity: 55
Inspector:

Coefficients Of Utilization - Zonal Cavity Method

RC	0.8	0.8	0.8	0.8	0.7	0.7	0.7	0.7	0.5	0.5	0.5	0.3	0.3	0.3	0.1	0.1	0.1	0
RW	0.7	0.5	0.3	0.1	0.7	0.5	0.3	0.1	0.5	0.3	0.1	0.5	0.3	0.1	0.5	0.3	0.1	0
RCR	RF = 0.2																	
0	119	119	119	119	116	116	116	116	110	110	110	105	105	105	101	101	101	99
1	111	108	104	102	109	105	102	100	101	99	96	97	95	93	93	92	90	88
2	103	97	91	87	101	95	90	86	91	87	84	88	85	82	85	82	80	78
3	96	87	80	75	93	85	79	74	82	77	73	80	75	72	77	73	70	68
4	89	78	71	65	86	77	70	65	75	69	64	72	67	63	70	66	62	60
5	82	71	63	58	80	70	63	57	68	61	57	66	60	56	64	59	55	53
6	76	65	57	51	74	64	56	51	62	55	50	60	54	50	59	53	49	47
7	71	59	51	46	69	58	51	45	57	50	45	55	49	45	54	48	44	43
8	66	54	46	41	65	53	46	41	52	45	41	51	45	40	50	44	40	38
9	62	50	42	37	61	49	42	37	48	42	37	47	41	37	46	40	36	35
10	58	46	39	34	57	46	39	34	45	38	34	44	38	34	43	37	33	32

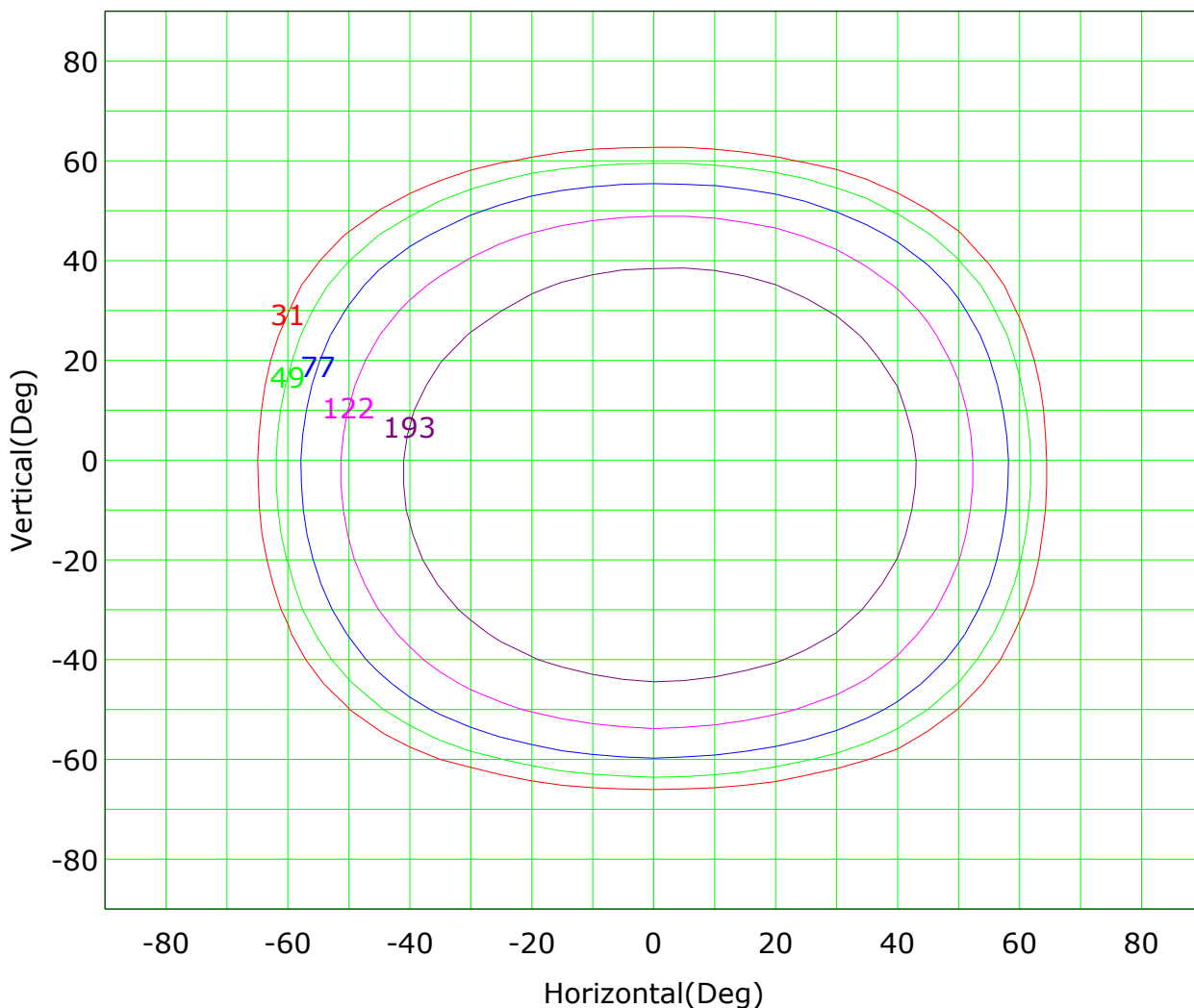
Spacing Criteria (0-180): 1.24
 Spacing Criteria (90-270): 1.23
 Spacing Criteria (Diagonal): 1.28



C Plane (°):0.0-360.0: 45.0
 Test Lab: Inventfine instruments
 Test Type: TYPE C
 Temperature: 26
 Operator: Jacky tang

Gamma Plane (°):0.0-180.0:1.0
 Test Device: GPM-1800B
 Distance: 7.970 m
 Humidity: 55
 Inspector:

Isocandela (rectangle)



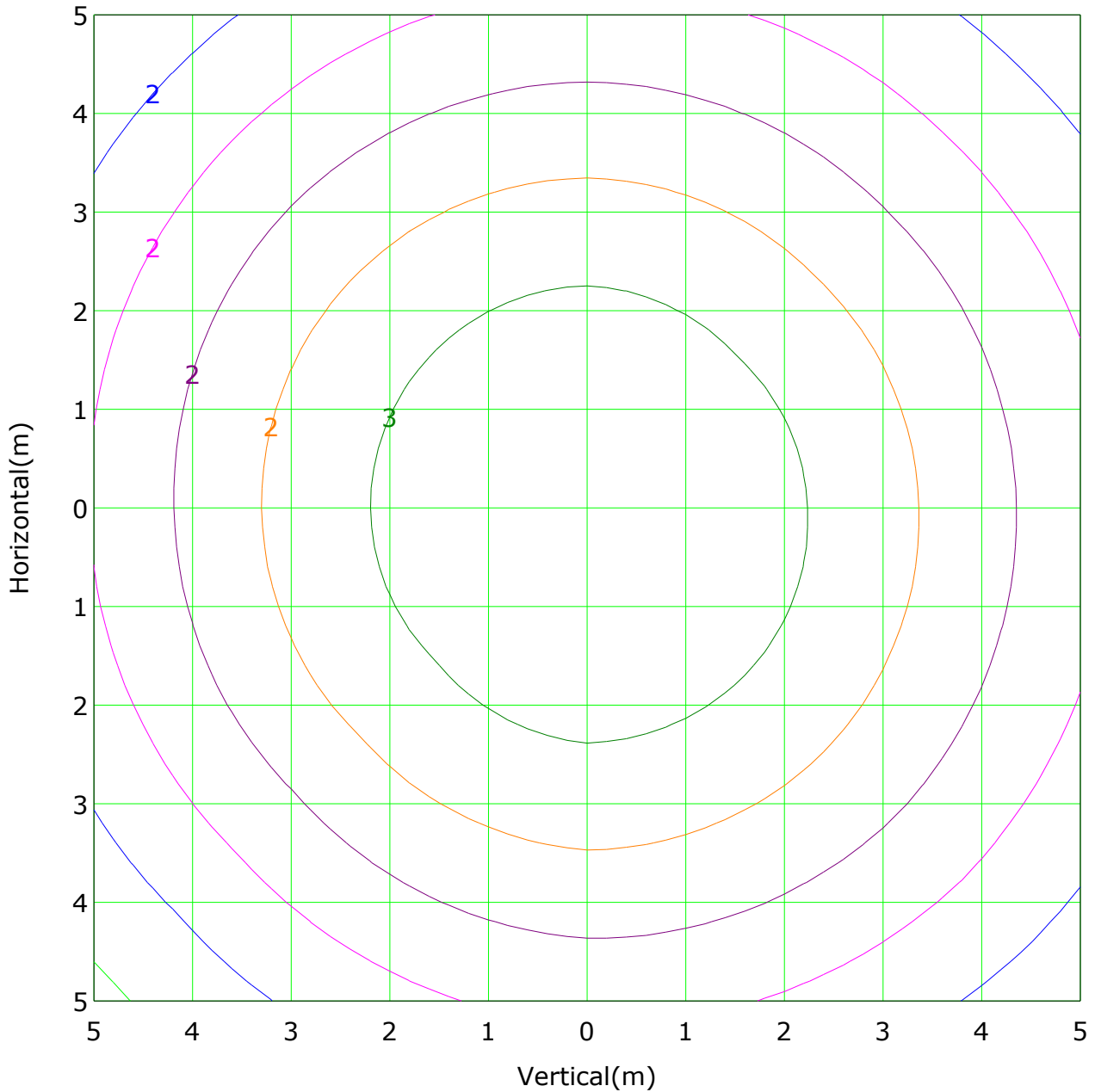
Imax (100%): 306 cd

— (10%):	31 cd	— (16%):	49 cd
— (25%):	77 cd	— (40%):	122 cd
— (63%):	193 cd	— (100%):	306 cd

C Plane (°):0.0-360.0: 45.0
Test Lab: Inventfine instruments
Test Type: TYPE C
Temperature: 26
Operator: Jacky tang

Gamma Plane (°):0.0-180.0:1.0
Test Device: GPM-1800B
Distance: 7.970 m
Humidity: 55
Inspector:

IsoLux Plot



Mounting Height: 10.0m Max Lux(100%): 3.1 lx

(30%): 0.9 lx	(40%): 1.2 lx
(50%): 1.5 lx	(60%): 1.8 lx
(70%): 2.1 lx	(80%): 2.4 lx
(90%): 2.8 lx	(100%): 3.1 lx
(120%): 3.7 lx	(150%): 4.6 lx

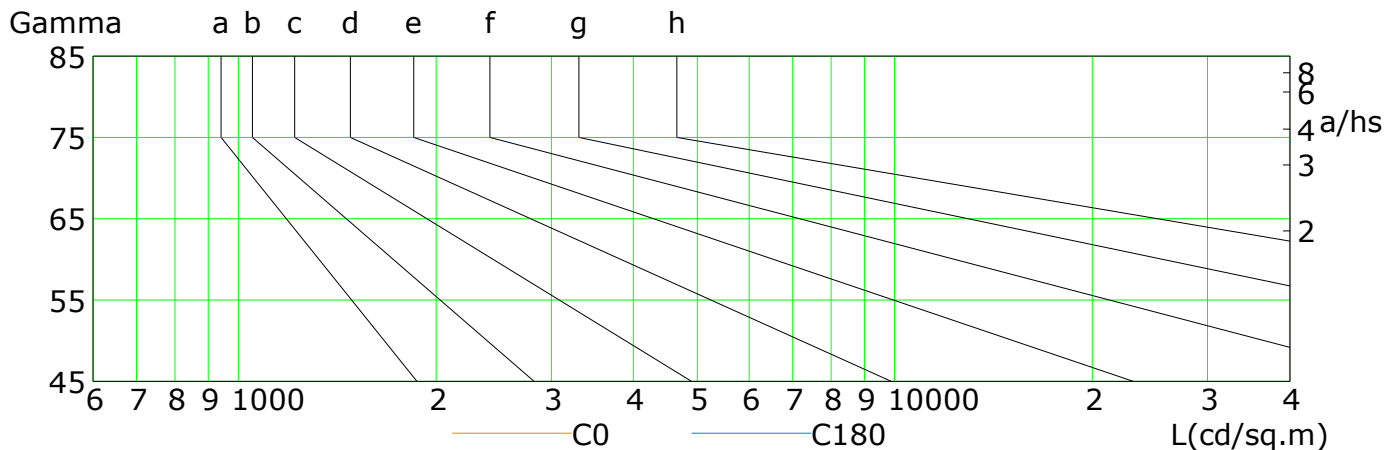
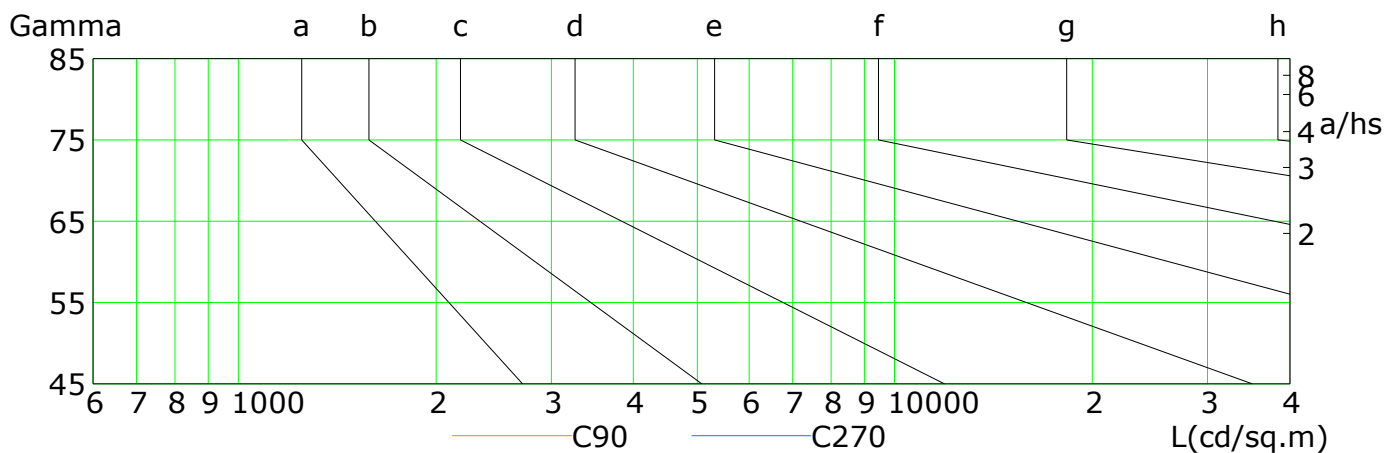
C Plane (°):0.0-360.0: 45.0
Test Lab: Inventfine instruments
Test Type: TYPE C
Temperature: 26
Operator: Jacky tang

Gamma Plane (°):0.0-180.0:1.0
Test Device: GPM-1800B
Distance: 7.970 m
Humidity: 55
Inspector:

Lum Limit Curve

Dazzle	Quality	Illuminance (lx)							
		2000	1000	500	<=300				
1.15	A	2000	1000	500	<=300				
1.50	B		2000	1000	500	<=300			
1.85	C			2000	1000	500	<=300		
2.20	D				2000	1000	500	<=300	
2.55	E					2000	1000	500	<=300

a b c d e f g h

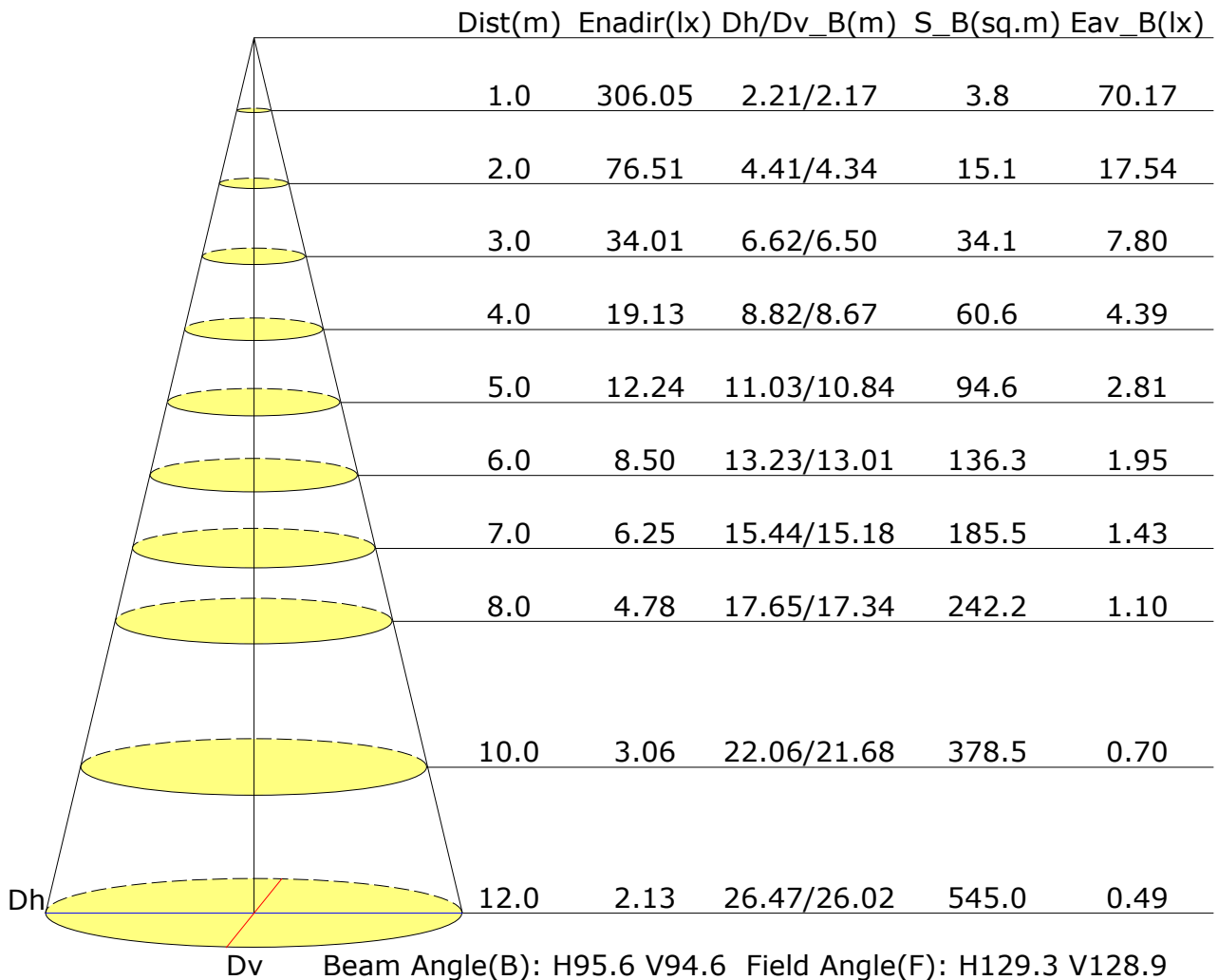


L(cd/sq.m)	G45	G50	G55	G60	G65	G70	G75	G80	G85
C0	167	131	97	61	30	7	1	1	1
C90	190	152	114	75	39	1	0	0	0
C180	180	141	102	62	27	4	1	1	1
C270	149	114	79	45	18	1	0	0	0

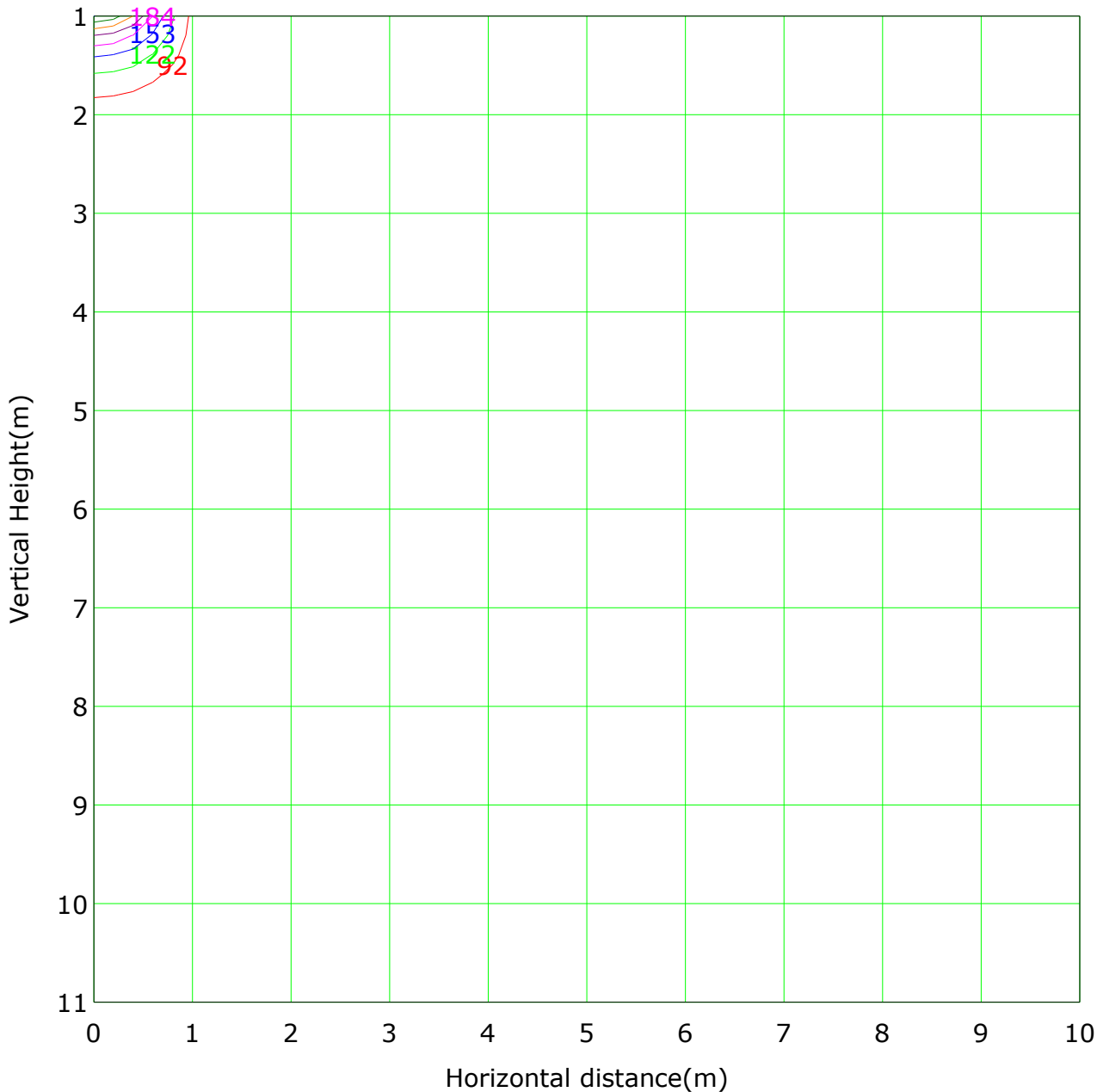
C Plane (°):0.0-360.0: 45.0
Test Lab: Inventfine instruments
Test Type: TYPE C
Temperature: 26
Operator: Jacky tang

Gamma Plane (°):0.0-180.0:1.0
Test Device: GPM-1800B
Distance: 7.970 m
Humidity: 55
Inspector:

Illuminance at a Distance



Vertical IsoLux Plot

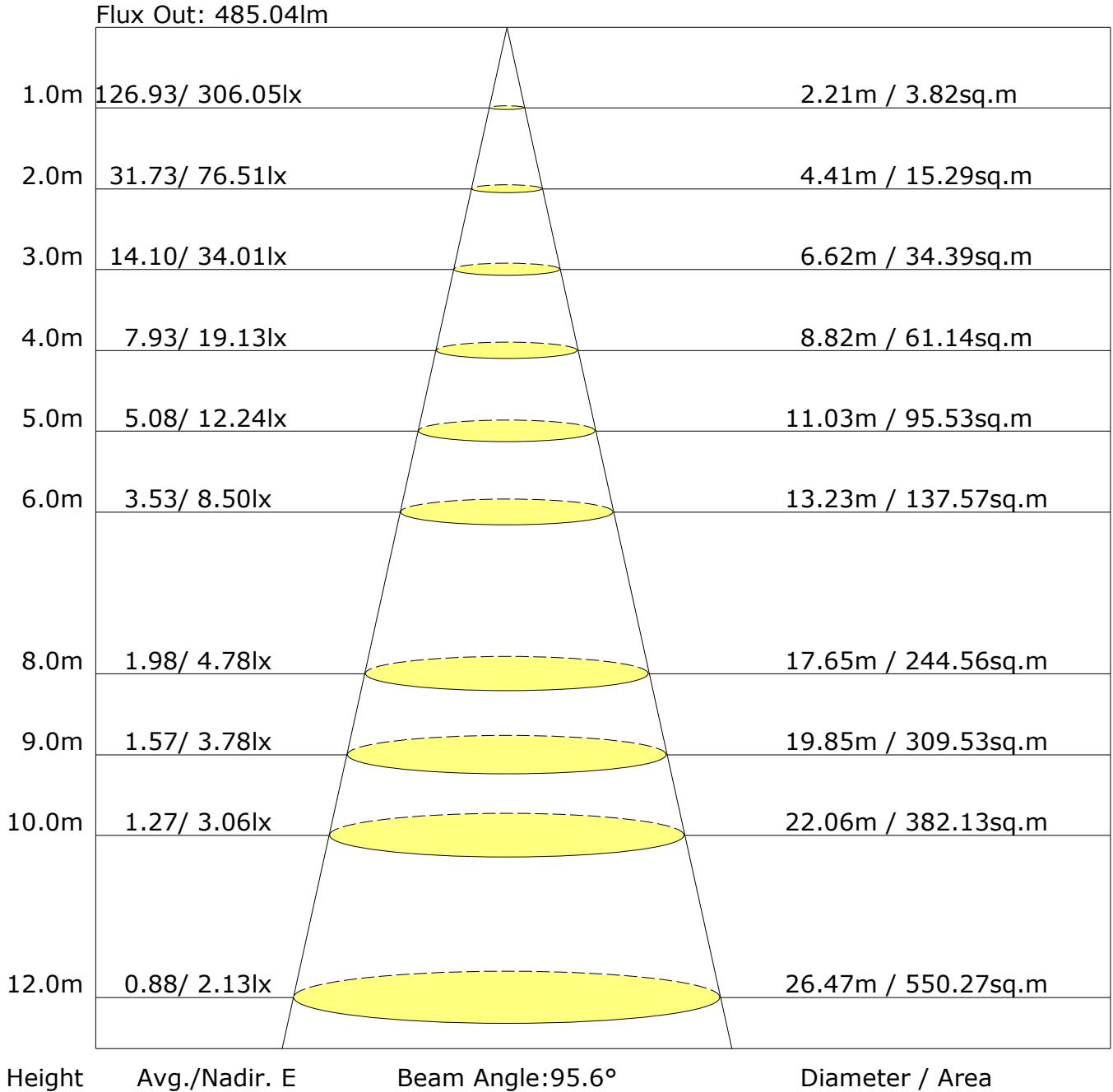


Lowest(m): 1.0m	Highest(m): 11.0m	Max Lux: 306.0 lx
— (30%): 91.8 lx	— (40%): 122.4 lx	
— (50%): 153.0 lx	— (60%): 183.6 lx	
— (70%): 214.2 lx	— (80%): 244.8 lx	
— (90%): 275.4 lx	— (100%): 306.0 lx	
— (120%): 367.3 lx	— (150%): 459.1 lx	

C Plane (°):0.0-360.0: 45.0
Test Lab: Inventfine instruments
Test Type: TYPE C
Temperature: 26
Operator: Jacky tang

Gamma Plane (°):0.0-180.0:1.0
Test Device: GPM-1800B
Distance: 7.970 m
Humidity: 55
Inspector:

The Average Illuminance Effective Figure



C Plane (°): 0.0-360.0: 45.0
 Test Lab: Inventfine instruments
 Test Type: TYPE C
 Temperature: 26
 Operator: Jacky tang

Gamma Plane (°): 0.0-180.0: 1.0
 Test Device: GPM-1800B
 Distance: 7.970 m
 Humidity: 55
 Inspector:

UGR Table

Reflectance:										
Ceiling (cavity)	0.7	0.7	0.5	0.5	0.3	0.7	0.7	0.5	0.5	0.3
Wall	0.5	0.3	0.5	0.3	0.3	0.5	0.3	0.5	0.3	0.3
Reference plane	0.2	0.2	0.2	0.2	0.2	0.2	0.2	0.2	0.2	0.2
Room dimensions	Viewed crosswise					Viewed endwise				
X=2H Y=2H	-1.\$	-1.\$	-1.\$	-1.\$	-1.\$	-1.\$	-1.\$	-1.\$	-1.\$	-1.\$
3H	-1.\$	-1.\$	-1.\$	-1.\$	-1.\$	-1.\$	-1.\$	-1.\$	-1.\$	-1.\$
4H	-1.\$	-1.\$	-1.\$	-1.\$	-1.\$	-1.\$	-1.\$	-1.\$	-1.\$	-1.\$
6H	-1.\$	-1.\$	-1.\$	-1.\$	-1.\$	-1.\$	-1.\$	-1.\$	-1.\$	-1.\$
8H	-1.\$	-1.\$	-1.\$	-1.\$	-1.\$	-1.\$	-1.\$	-1.\$	-1.\$	-1.\$
12H	-1.\$	-1.\$	-1.\$	-1.\$	-1.\$	-1.\$	-1.\$	-1.\$	-1.\$	-1.\$
X=4H Y=2H	-1.\$	-1.\$	-1.\$	-1.\$	-1.\$	-1.\$	-1.\$	-1.\$	-1.\$	-1.\$
3H	-1.\$	-1.\$	-1.\$	-1.\$	-1.\$	-1.\$	-1.\$	-1.\$	-1.\$	-1.\$
4H	-1.\$	-1.\$	-1.\$	-1.\$	-1.\$	-1.\$	-1.\$	-1.\$	-1.\$	-1.\$
6H	-1.\$	-1.\$	-1.\$	-1.\$	-1.\$	-1.\$	-1.\$	-1.\$	-1.\$	-1.\$
8H	-1.\$	-1.\$	-1.\$	-1.\$	-1.\$	-1.\$	-1.\$	-1.\$	-1.\$	-1.\$
12H	-1.\$	-1.\$	-1.\$	-1.\$	-1.\$	-1.\$	-1.\$	-1.\$	-1.\$	-1.\$
X=8H Y=4H	-1.\$	-1.\$	-1.\$	-1.\$	-1.\$	-1.\$	-1.\$	-1.\$	-1.\$	-1.\$
6H	-1.\$	-1.\$	-1.\$	-1.\$	-1.\$	-1.\$	-1.\$	-1.\$	-1.\$	-1.\$
8H	-1.\$	-1.\$	-1.\$	-1.\$	-1.\$	-1.\$	-1.\$	-1.\$	-1.\$	-1.\$
12H	-1.\$	-1.\$	-1.\$	-1.\$	-1.\$	-1.\$	-1.\$	-1.\$	-1.\$	-1.\$
X=12H Y=4H	-1.\$	-1.\$	-1.\$	-1.\$	-1.\$	-1.\$	-1.\$	-1.\$	-1.\$	-1.\$
6H	-1.\$	-1.\$	-1.\$	-1.\$	-1.\$	-1.\$	-1.\$	-1.\$	-1.\$	-1.\$
8H	-1.\$	-1.\$	-1.\$	-1.\$	-1.\$	-1.\$	-1.\$	-1.\$	-1.\$	-1.\$
Variations with the observer position at spacings:										
S=1.0H	-1.\$/-1.\$					-1.\$/-1.\$				
S=1.5H	-1.\$/-1.\$					-1.\$/-1.\$				
S=2.0H	-1.\$/-1.\$					-1.\$/-1.\$				

Calculate in accordance with CIE Pub.117. The table is revised with $635lm (8\log(F/F_0) = -1.6)$.

Candlepower Table

Unit: cd

G\C	C0.0	C45.0	C90.0	C135.0	C180.0	C225.0	C270.0	C315.0	C360.0	
G0.0	306.0	304.8	303.3	302.3	306.0	304.8	303.3	302.3	306.0	
G1.0	306.2	304.9	303.3	302.2	305.9	304.6	303.2	302.3	306.2	
G2.0	306.0	304.8	303.2	302.0	305.5	304.2	303.1	302.1	306.0	
G3.0	306.0	304.7	303.0	301.7	305.1	303.9	302.7	302.0	306.0	
G4.0	305.8	304.5	302.7	301.4	304.6	303.4	302.3	301.6	305.8	
G5.0	305.4	304.2	302.3	301.0	304.0	302.9	301.8	301.2	305.4	
G6.0	305.2	303.8	301.9	300.4	303.4	302.3	301.3	300.7	305.2	
G7.0	304.6	303.3	301.4	299.9	302.7	301.4	300.7	300.1	304.6	
G8.0	304.1	302.8	300.6	299.0	301.8	300.6	299.9	299.5	304.1	
G9.0	303.4	302.1	300.1	298.3	300.8	299.7	299.0	298.6	303.4	
G10.0	302.7	301.3	299.1	297.5	299.9	298.7	298.0	297.9	302.7	
G11.0	301.8	300.5	298.3	296.4	298.7	297.7	297.2	296.9	301.8	
G12.0	300.9	299.4	297.1	295.3	297.5	296.5	296.0	295.7	300.9	
G13.0	299.9	298.4	296.0	294.0	296.3	295.2	294.7	294.6	299.9	
G14.0	298.7	297.3	294.7	292.8	294.8	293.8	293.4	293.3	298.7	
G15.0	297.4	296.0	293.3	291.2	293.2	292.4	292.0	291.7	297.4	
G16.0	296.1	294.7	291.9	289.7	291.6	290.8	290.3	289.7	296.1	
G17.0	294.5	293.3	290.4	288.1	289.9	289.1	288.5	287.6	294.5	
G18.0	292.7	291.6	288.7	286.3	287.9	287.2	286.4	285.3	292.7	
G19.0	290.8	289.9	287.0	284.5	286.0	285.4	284.1	282.6	290.8	
G20.0	288.6	288.1	285.3	282.6	284.1	283.4	281.5	279.9	288.6	
G21.0	285.9	286.3	283.3	280.4	282.1	281.4	278.7	276.7	285.9	
G22.0	283.3	284.1	281.4	278.4	279.9	279.1	275.3	273.2	283.3	
G23.0	280.2	282.1	279.3	276.1	277.7	276.3	272.0	269.8	280.2	
G24.0	277.1	279.8	276.9	273.8	275.3	273.5	268.6	266.5	277.1	
G25.0	273.9	277.4	274.7	271.1	272.7	270.5	264.6	262.4	273.9	
G26.0	270.6	274.9	272.0	268.8	270.1	267.3	261.0	258.4	270.6	
G27.0	266.8	271.8	269.5	266.2	267.5	263.5	257.0	254.2	266.8	
G28.0	263.1	268.7	266.9	263.5	264.7	259.7	252.6	249.7	263.1	
G29.0	259.2	265.5	264.2	260.6	261.6	255.8	247.4	244.6	259.2	
G30.0	255.1	261.9	261.2	257.8	258.6	251.3	242.5	239.6	255.1	
G31.0	250.7	257.8	258.4	254.6	255.5	247.0	237.2	234.4	250.7	
G32.0	245.7	253.6	255.1	251.5	252.0	242.5	231.0	229.1	245.7	
G33.0	240.7	249.6	251.6	248.1	248.2	237.6	225.3	223.6	240.7	
G34.0	234.9	244.9	248.3	244.9	243.7	232.4	219.4	217.6	234.9	
G35.0	229.1	240.3	244.3	241.6	239.5	226.2	213.6	211.9	229.1	
G36.0	223.2	235.5	240.2	237.8	234.8	220.1	207.3	206.2	223.2	

C Plane (°):0.0-360.0: 45.0
Test Lab: Inventfine instruments
Test Type: TYPE C
Temperature: 26
Operator: Jacky tang

Gamma Plane (°):0.0-180.0:1.0
Test Device: GPM-1800B
Distance: 7.970 m
Humidity: 55
Inspector:

Candlepower Table (Continue 1)

Unit: cd

G\C	C0.0	C45.0	C90.0	C135.0	C180.0	C225.0	C270.0	C315.0	C360.0	
G37.0	217.3	229.8	235.5	234.0	229.9	213.8	201.5	200.4	217.3	
G38.0	210.6	224.3	231.0	229.7	224.8	207.6	195.7	193.9	210.6	
G39.0	204.7	218.7	226.2	224.6	219.4	200.9	189.1	187.8	204.7	
G40.0	198.9	212.0	220.7	219.8	213.1	195.0	183.1	181.6	198.9	
G41.0	193.3	205.6	215.3	214.4	207.1	188.5	176.8	175.5	193.3	
G42.0	186.9	199.2	209.7	208.7	200.9	182.2	170.2	168.5	186.9	
G43.0	180.9	192.4	203.1	203.1	194.9	175.5	162.8	162.0	180.9	
G44.0	174.6	186.3	196.8	196.4	187.3	168.3	155.8	155.5	174.6	
G45.0	167.4	180.2	190.0	190.0	179.8	160.2	148.8	149.0	167.4	
G46.0	160.7	173.7	182.3	183.3	172.2	153.0	141.9	141.8	160.7	
G47.0	153.7	166.2	175.1	176.4	164.6	146.1	134.5	135.2	153.7	
G48.0	145.8	158.8	167.0	169.1	157.0	139.3	127.9	128.6	145.8	
G49.0	138.7	151.3	159.4	160.9	149.5	131.5	121.3	121.2	138.7	
G50.0	131.2	143.5	151.9	153.2	141.4	124.1	113.9	114.4	131.2	
G51.0	124.7	136.8	144.5	145.4	134.0	115.8	107.0	106.9	124.7	
G52.0	118.1	129.7	136.4	137.5	126.6	108.2	100.0	100.2	118.1	
G53.0	110.6	122.3	129.0	129.7	118.0	100.9	92.9	93.5	110.6	
G54.0	103.8	114.5	121.3	121.1	110.1	92.7	85.4	86.2	103.8	
G55.0	96.8	106.2	113.7	113.3	102.0	85.3	78.7	79.6	96.8	
G56.0	89.1	98.9	105.3	105.5	93.3	76.9	72.1	73.0	89.1	
G57.0	82.0	91.5	96.9	96.8	85.6	69.6	65.4	66.4	82.0	
G58.0	74.6	83.4	89.2	89.1	78.2	62.7	58.3	59.0	74.6	
G59.0	68.0	76.0	81.8	81.1	70.7	55.8	51.8	52.6	68.0	
G60.0	60.9	68.6	74.6	73.3	62.2	48.0	45.5	46.3	60.9	
G61.0	54.4	61.6	67.5	65.1	54.5	41.6	38.8	39.9	54.4	
G62.0	47.9	54.2	59.5	57.9	47.7	35.9	33.4	34.5	47.9	
G63.0	40.9	47.3	52.1	50.6	40.4	29.4	27.7	28.7	40.9	
G64.0	35.2	40.8	45.4	43.4	33.3	23.9	22.5	23.6	35.2	
G65.0	29.9	35.1	39.2	36.5	26.9	18.8	17.7	19.0	29.9	
G66.0	24.4	29.1	32.6	29.6	21.0	14.0	13.1	14.5	24.4	
G67.0	18.6	23.5	25.8	24.0	15.7	7.3	1.3	10.8	18.6	
G68.0	14.5	18.6	6.9	18.7	10.9	3.2	0.6	7.6	14.5	
G69.0	10.6	14.1	1.2	13.6	7.2	1.4	0.5	4.7	10.6	
G70.0	6.6	10.2	0.7	9.7	4.3	0.9	0.6	2.9	6.6	
G71.0	4.2	6.8	0.5	6.3	2.6	1.0	0.5	1.7	4.2	
G72.0	2.6	3.8	0.5	3.6	1.7	0.8	0.5	1.4	2.6	
G73.0	1.5	2.1	0.4	2.3	1.5	0.6	0.5	1.3	1.5	

C Plane (°):0.0-360.0: 45.0
Test Lab: Inventfine instruments
Test Type: TYPE C
Temperature: 26
Operator: Jacky tang

Gamma Plane (°):0.0-180.0:1.0
Test Device: GPM-1800B
Distance: 7.970 m
Humidity: 55
Inspector:

Candlepower Table (Continue 2)

Unit: cd

G\C	C0.0	C45.0	C90.0	C135.0	C180.0	C225.0	C270.0	C315.0	C360.0	
G74.0	1.4	1.4	0.5	1.8	1.4	0.5	0.5	0.9	1.4	
G75.0	1.3	1.2	0.4	1.6	1.3	0.5	0.4	0.4	1.3	
G76.0	1.2	0.7	0.4	0.7	1.2	0.5	0.4	0.4	1.2	
G77.0	1.1	0.5	0.4	0.4	1.1	0.5	0.4	0.4	1.1	
G78.0	1.1	0.4	0.4	0.4	1.0	0.5	0.4	0.4	1.1	
G79.0	1.0	0.4	0.4	0.4	0.9	0.4	0.4	0.4	1.0	
G80.0	0.9	0.4	0.4	0.4	0.9	0.5	0.5	0.4	0.9	
G81.0	0.9	0.5	0.4	0.4	0.8	0.5	0.4	0.4	0.9	
G82.0	0.8	0.4	0.4	0.4	0.7	0.4	0.4	0.4	0.8	
G83.0	0.8	0.4	0.4	0.4	0.7	0.4	0.4	0.3	0.8	
G84.0	0.8	0.5	0.4	0.4	0.6	0.5	0.4	0.4	0.8	
G85.0	0.7	0.5	0.5	0.4	0.6	0.4	0.4	0.4	0.7	
G86.0	0.6	0.4	0.4	0.4	0.6	0.5	0.4	0.4	0.6	
G87.0	0.6	0.5	0.4	0.4	0.6	0.4	0.4	0.4	0.6	
G88.0	0.6	0.4	0.4	0.4	0.5	0.4	0.4	0.4	0.6	
G89.0	0.5	0.4	0.4	0.4	0.5	0.5	0.4	0.4	0.5	
G90.0	0.5	0.4	0.4	0.4	0.5	0.5	0.4	0.4	0.5	
G91.0	0.5	0.5	0.4	0.4	0.5	0.5	0.4	0.4	0.5	
G92.0	0.5	0.4	0.4	0.4	0.6	0.5	0.4	0.4	0.5	
G93.0	0.5	0.5	0.4	0.4	0.5	0.5	0.4	0.4	0.5	
G94.0	0.5	0.5	0.4	0.4	0.6	0.5	0.4	0.4	0.5	
G95.0	0.5	0.5	0.5	0.4	0.6	0.5	0.5	0.4	0.5	
G96.0	0.5	0.5	0.5	0.4	0.6	0.5	0.4	0.4	0.5	
G97.0	0.5	0.5	0.5	0.4	0.6	0.5	0.5	0.4	0.5	
G98.0	0.6	0.5	0.5	0.4	0.6	0.5	0.5	0.5	0.6	
G99.0	0.6	0.5	0.5	0.5	0.6	0.5	0.5	0.5	0.6	
G100.0	0.6	0.5	0.5	0.5	0.6	0.5	0.5	0.5	0.6	
G101.0	0.6	0.5	0.6	0.5	0.6	0.6	0.5	0.5	0.6	
G102.0	0.7	0.5	0.6	0.6	0.6	0.6	0.5	0.5	0.7	
G103.0	0.7	0.6	0.6	0.6	0.6	0.6	0.6	0.5	0.7	
G104.0	0.7	0.6	0.6	0.6	0.6	0.6	0.6	0.5	0.7	
G105.0	0.8	0.6	0.6	0.6	0.6	0.6	0.6	0.5	0.8	
G106.0	0.8	0.7	0.6	0.6	0.7	0.6	0.6	0.6	0.8	
G107.0	0.8	0.7	0.7	0.7	0.6	0.6	0.6	0.6	0.8	
G108.0	0.9	0.8	0.8	0.7	0.7	0.7	0.6	0.6	0.9	
G109.0	0.9	0.8	0.7	0.7	0.7	0.7	0.7	0.6	0.9	
G110.0	1.0	0.8	0.8	0.8	0.7	0.7	0.7	0.6	1.0	

C Plane (°):0.0-360.0: 45.0
Test Lab: Inventfine instruments
Test Type: TYPE C
Temperature: 26
Operator: Jacky tang

Gamma Plane (°):0.0-180.0:1.0
Test Device: GPM-1800B
Distance: 7.970 m
Humidity: 55
Inspector:

Candlepower Table (Continue 3)

Unit: cd

G\C	C0.0	C45.0	C90.0	C135.0	C180.0	C225.0	C270.0	C315.0	C360.0	
G111.0	1.0	0.9	0.8	0.8	0.8	0.7	0.7	0.6	1.0	
G112.0	1.0	0.9	0.8	0.9	0.8	0.7	0.7	0.6	1.0	
G113.0	1.1	1.0	0.9	0.9	0.8	0.8	0.8	0.7	1.1	
G114.0	1.1	1.0	0.9	0.9	0.8	0.8	0.8	0.7	1.1	
G115.0	1.1	1.0	1.0	0.9	0.8	0.8	0.8	0.8	1.1	
G116.0	1.2	1.1	1.0	1.0	0.8	0.8	0.8	0.8	1.2	
G117.0	1.2	1.1	1.1	1.0	0.9	0.9	0.9	0.8	1.2	
G118.0	1.2	1.1	1.1	1.0	0.9	0.9	0.9	0.8	1.2	
G119.0	1.3	1.2	1.1	1.0	0.9	0.9	0.9	0.9	1.3	
G120.0	1.3	1.2	1.1	1.1	0.9	0.9	0.9	0.9	1.3	
G121.0	1.4	1.3	1.2	1.2	0.9	0.9	0.9	0.9	1.4	
G122.0	1.4	1.3	1.2	1.2	0.9	1.0	1.0	0.9	1.4	
G123.0	1.4	1.4	1.3	1.2	1.0	1.0	1.0	1.0	1.4	
G124.0	1.5	1.4	1.3	1.3	1.1	1.1	1.0	1.0	1.5	
G125.0	1.5	1.4	1.3	1.3	1.1	1.1	1.0	1.0	1.5	
G126.0	1.6	1.5	1.4	1.3	1.1	1.1	1.1	1.0	1.6	
G127.0	1.6	1.5	1.4	1.4	1.1	1.1	1.1	1.1	1.6	
G128.0	1.6	1.5	1.5	1.4	1.2	1.2	1.1	1.1	1.6	
G129.0	1.7	1.6	1.5	1.4	1.2	1.2	1.2	1.1	1.7	
G130.0	1.7	1.6	1.5	1.5	1.2	1.2	1.2	1.1	1.7	
G131.0	1.7	1.6	1.6	1.5	1.3	1.3	1.2	1.2	1.7	
G132.0	1.8	1.7	1.6	1.6	1.3	1.3	1.3	1.3	1.8	
G133.0	1.8	1.8	1.6	1.6	1.3	1.3	1.3	1.3	1.8	
G134.0	1.8	1.8	1.7	1.6	1.4	1.4	1.3	1.3	1.8	
G135.0	1.9	1.8	1.7	1.7	1.4	1.4	1.4	1.3	1.9	
G136.0	1.9	1.8	1.8	1.7	1.4	1.4	1.4	1.4	1.9	
G137.0	2.0	1.8	1.8	1.8	1.4	1.5	1.4	1.4	2.0	
G138.0	2.0	1.9	1.8	1.8	1.5	1.5	1.5	1.4	2.0	
G139.0	2.0	1.9	1.9	1.8	1.5	1.5	1.5	1.5	2.0	
G140.0	2.0	2.0	1.9	1.9	1.5	1.6	1.5	1.5	2.0	
G141.0	2.1	2.0	1.9	1.9	1.6	1.6	1.6	1.5	2.1	
G142.0	2.1	2.0	1.9	1.9	1.6	1.6	1.6	1.6	2.1	
G143.0	2.1	2.0	2.0	2.0	1.6	1.7	1.7	1.6	2.1	
G144.0	2.2	2.1	2.0	2.0	1.7	1.7	1.7	1.6	2.2	
G145.0	2.2	2.1	2.0	2.0	1.7	1.8	1.7	1.6	2.2	
G146.0	2.2	2.1	2.1	2.1	1.7	1.8	1.8	1.7	2.2	
G147.0	2.2	2.2	2.1	2.1	1.8	1.8	1.8	1.7	2.2	

C Plane (°):0.0-360.0: 45.0
 Test Lab: Inventfine instruments
 Test Type: TYPE C
 Temperature: 26
 Operator: Jacky tang

Gamma Plane (°):0.0-180.0:1.0
 Test Device: GPM-1800B
 Distance: 7.970 m
 Humidity: 55
 Inspector:

Candlepower Table (Continue 4)

Unit: cd

G\C	C0.0	C45.0	C90.0	C135.0	C180.0	C225.0	C270.0	C315.0	C360.0	
G148.0	2.3	2.2	2.1	2.1	1.8	1.8	1.8	1.8	2.3	
G149.0	2.3	2.2	2.1	2.1	1.9	1.9	1.9	1.8	2.3	
G150.0	2.3	2.2	2.1	2.2	1.9	2.0	1.9	1.8	2.3	
G151.0	2.3	2.3	2.2	2.2	1.9	2.0	1.9	1.9	2.3	
G152.0	2.3	2.3	2.2	2.2	2.0	2.0	2.0	1.9	2.3	
G153.0	2.4	2.3	2.2	2.2	2.0	2.0	2.0	1.9	2.4	
G154.0	2.4	2.3	2.3	2.2	2.0	2.0	2.1	2.0	2.4	
G155.0	2.4	2.4	2.3	2.3	2.1	2.1	2.1	2.0	2.4	
G156.0	2.4	2.4	2.2	2.3	2.1	2.1	2.1	2.0	2.4	
G157.0	2.5	2.4	2.3	2.3	2.2	2.2	2.2	2.1	2.5	
G158.0	2.5	2.4	2.3	2.3	2.2	2.2	2.2	2.2	2.5	
G159.0	2.5	2.4	2.3	2.3	2.3	2.3	2.2	2.2	2.5	
G160.0	2.5	2.5	2.3	2.4	2.3	2.3	2.2	2.2	2.5	
G161.0	2.5	2.5	2.3	2.4	2.3	2.3	2.3	2.2	2.5	
G162.0	2.5	2.5	2.3	2.4	2.4	2.3	2.3	2.3	2.5	
G163.0	2.6	2.5	2.3	2.4	2.4	2.3	2.3	2.3	2.6	
G164.0	2.6	2.5	2.4	2.4	2.5	2.4	2.4	2.3	2.6	
G165.0	2.6	2.5	2.4	2.4	2.5	2.4	2.4	2.3	2.6	
G166.0	2.6	2.5	2.4	2.4	2.5	2.5	2.4	2.3	2.6	
G167.0	2.6	2.5	2.4	2.4	2.6	2.5	2.4	2.4	2.6	
G168.0	2.7	2.5	2.4	2.4	2.6	2.5	2.4	2.4	2.7	
G169.0	2.7	2.6	2.4	2.5	2.6	2.5	2.4	2.4	2.7	
G170.0	2.7	2.5	2.5	2.5	2.6	2.5	2.5	2.5	2.7	
G171.0	2.7	2.6	2.5	2.5	2.6	2.5	2.5	2.5	2.7	
G172.0	2.7	2.5	2.5	2.5	2.7	2.6	2.5	2.5	2.7	
G173.0	2.7	2.6	2.5	2.5	2.7	2.6	2.5	2.5	2.7	
G174.0	2.7	2.6	2.5	2.5	2.7	2.6	2.5	2.5	2.7	
G175.0	2.7	2.6	2.5	2.5	2.8	2.6	2.5	2.5	2.7	
G176.0	2.7	2.6	2.5	2.5	2.7	2.6	2.5	2.5	2.7	
G177.0	2.7	2.6	2.5	2.3	2.7	2.6	2.5	2.5	2.7	
G178.0	2.7	2.6	2.6	2.4	2.7	2.6	2.6	2.5	2.7	
G179.0	2.7	2.6	2.5	2.5	2.8	2.6	2.6	2.6	2.7	
G180.0	2.8	2.6	2.5	2.5	2.8	2.6	2.6	2.5	2.8	

C Plane (°):0.0-360.0: 45.0
 Test Lab: Inventfine instruments
 Test Type: TYPE C
 Temperature: 26
 Operator: Jacky tang

Gamma Plane (°):0.0-180.0:1.0
 Test Device: GPM-1800B
 Distance: 7.970 m
 Humidity: 55
 Inspector: