

Report No.: 4

Test Time: 2017/10/8 18:01

Luminaire Property

Luminaire Manufacturer:

Luminaire Description: OJL558-2W

Current: 0.025 A

Power Factor: 0.971

Voltage: 110.0 V

Power: 2.72 W

Photometric Results

CIE Class: Direct

Measurement Flux: 130.2 lm

Downward Ratio: 100%

Horizontal Diffuse Angle(50%): H30.9

Vertical Diffuse Angle(50%): V31.2

Luminaire Efficacy Rating (LER): 47.92

Max. Intensity: 457.93 cd

S/MH(C0/C180): 0.56

Total Rated Lamp Lumens: 130.2 lm

Efficiency: 100%

Upward Ratio: 0%

Central Intensity: 411.16 cd

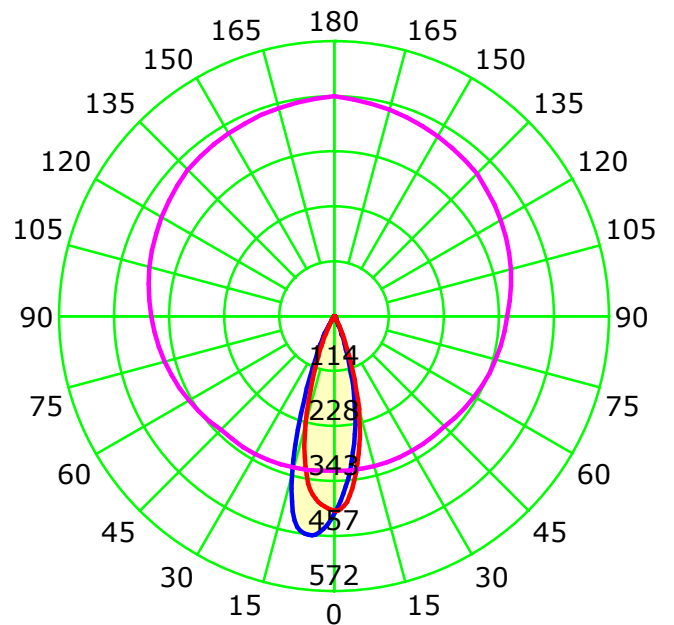
Pos of Max. Intensity: H180 V6

S/MH(C90/C270): 0.52

Picture Of Luminaire



Luminous Intensity Distribution Curve



Unit: cd

Average Diffuse Angle(50%): 30.4°

— C0-C180 — C90-C270 — G6

C Plane (°):0.0-360.0: 45.0

Test Lab: Inventfine instrument

Test Type: TYPE C

Temperature: 28

Operator: Jacky tang

Gamma Plane (°):0.0-180.0:1.0

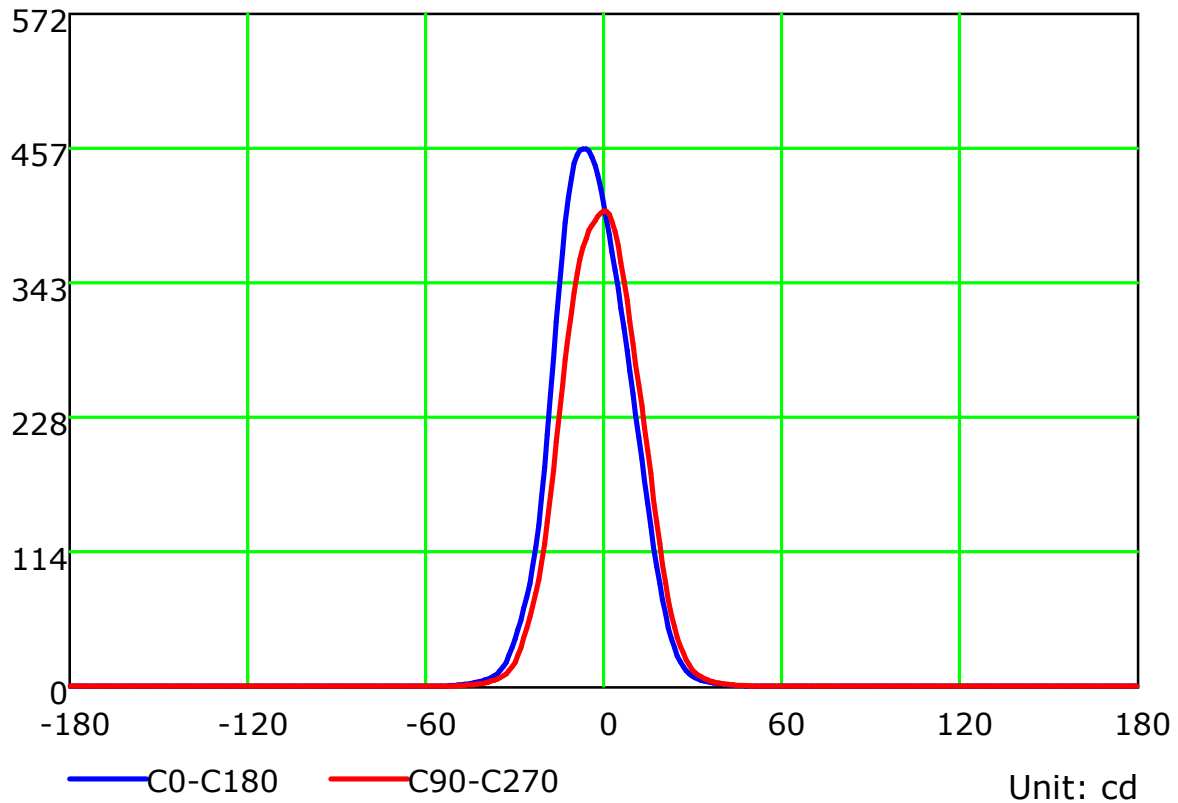
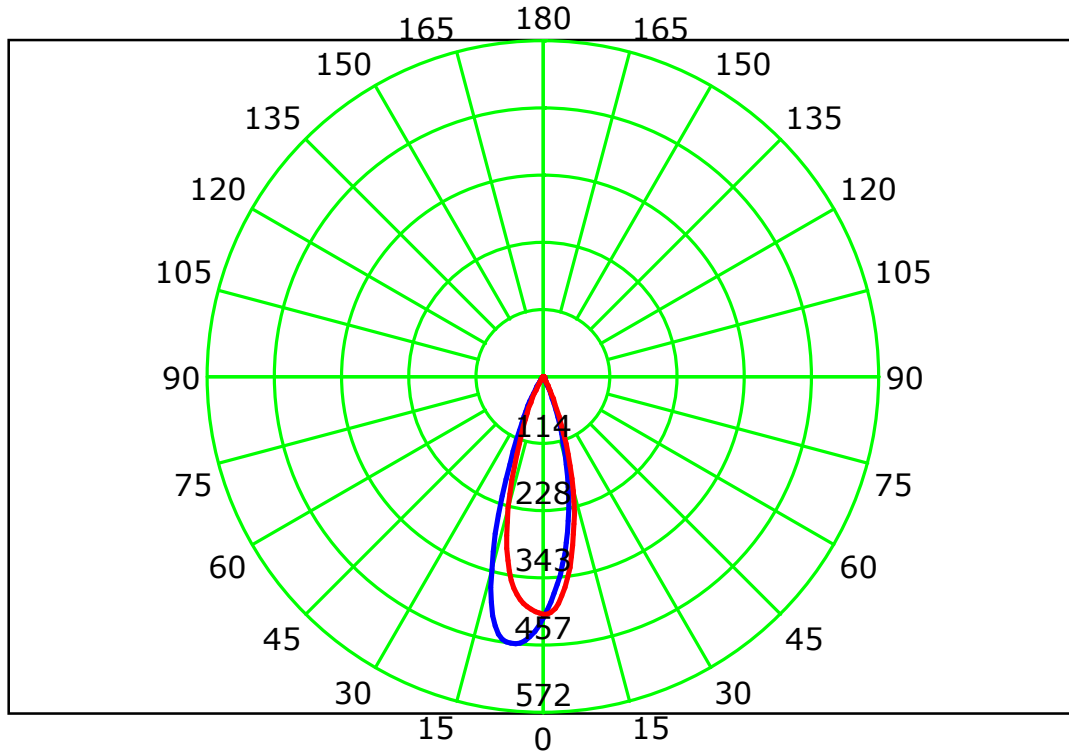
Test Device: GPM-1800B

Distance: 7.992 m

Humidity: 58

Inspector:

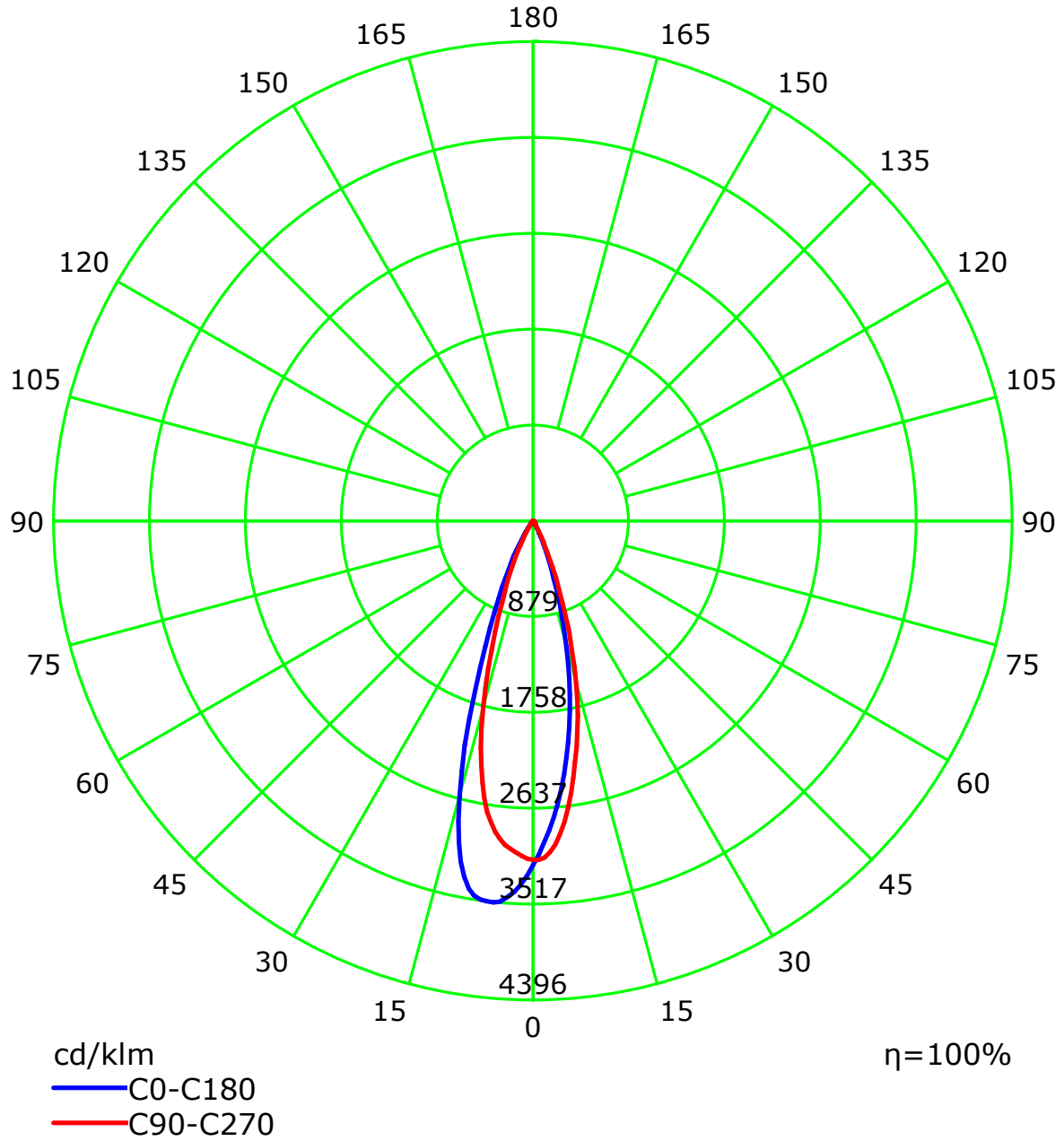
Luminous Intensity Distribution Curve



C Plane (°):0.0-360.0: 45.0
Test Lab: Inventfine instrument
Test Type: TYPE C
Temperature: 28
Operator: Jacky tang

Gamma Plane (°):0.0-180.0:1.0
Test Device: GPM-1800B
Distance: 7.992 m
Humidity: 58
Inspector:

Luminous Intensity Distribution Curve(cd/klm)



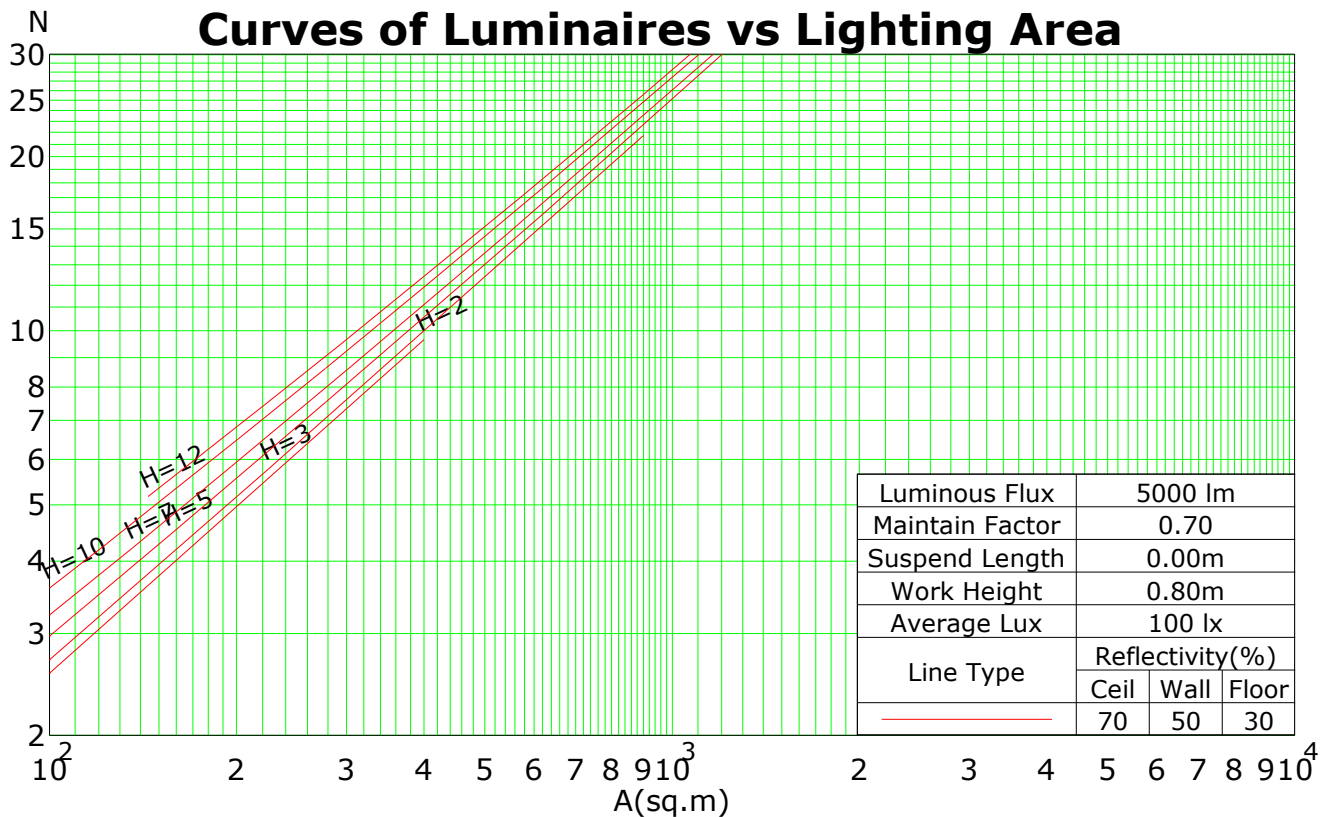
C Plane (°):0.0-360.0: 45.0
 Test Lab: Inventfine instrument
 Test Type: TYPE C
 Temperature: 28
 Operator: Jacky tang

Gamma Plane (°):0.0-180.0:1.0
 Test Device: GPM-1800B
 Distance: 7.992 m
 Humidity: 58
 Inspector:

Coefficients Of Utilization - Zonal Cavity Method

RC	0.8	0.8	0.8	0.8	0.7	0.7	0.7	0.7	0.5	0.5	0.5	0.3	0.3	0.3	0.1	0.1	0.1	0
RW	0.7	0.5	0.3	0.1	0.7	0.5	0.3	0.1	0.5	0.3	0.1	0.5	0.3	0.1	0.5	0.3	0.1	0
RCR	RF = 0.2																	
0	119	119	119	119	116	116	116	116	111	111	111	106	106	106	102	102	102	100
1	115	113	111	109	112	110	109	107	106	105	104	103	102	101	99	99	98	96
2	111	107	104	101	109	105	103	100	102	100	98	99	97	96	97	95	94	92
3	107	102	98	95	105	101	97	95	98	95	93	96	94	92	94	92	90	89
4	103	98	93	90	102	97	93	90	95	91	89	93	90	88	91	89	87	86
5	100	94	89	86	99	93	89	86	91	88	85	90	87	84	88	86	84	82
6	97	90	86	82	95	89	85	82	88	84	82	87	84	81	86	83	81	80
7	94	87	82	79	93	86	82	79	85	81	79	84	81	78	83	80	78	77
8	91	84	79	76	90	83	79	76	82	79	76	81	78	76	81	78	75	74
9	88	81	77	74	87	80	76	73	80	76	73	79	75	73	78	75	73	72
10	85	78	74	71	85	78	74	71	77	73	71	77	73	71	76	73	71	70

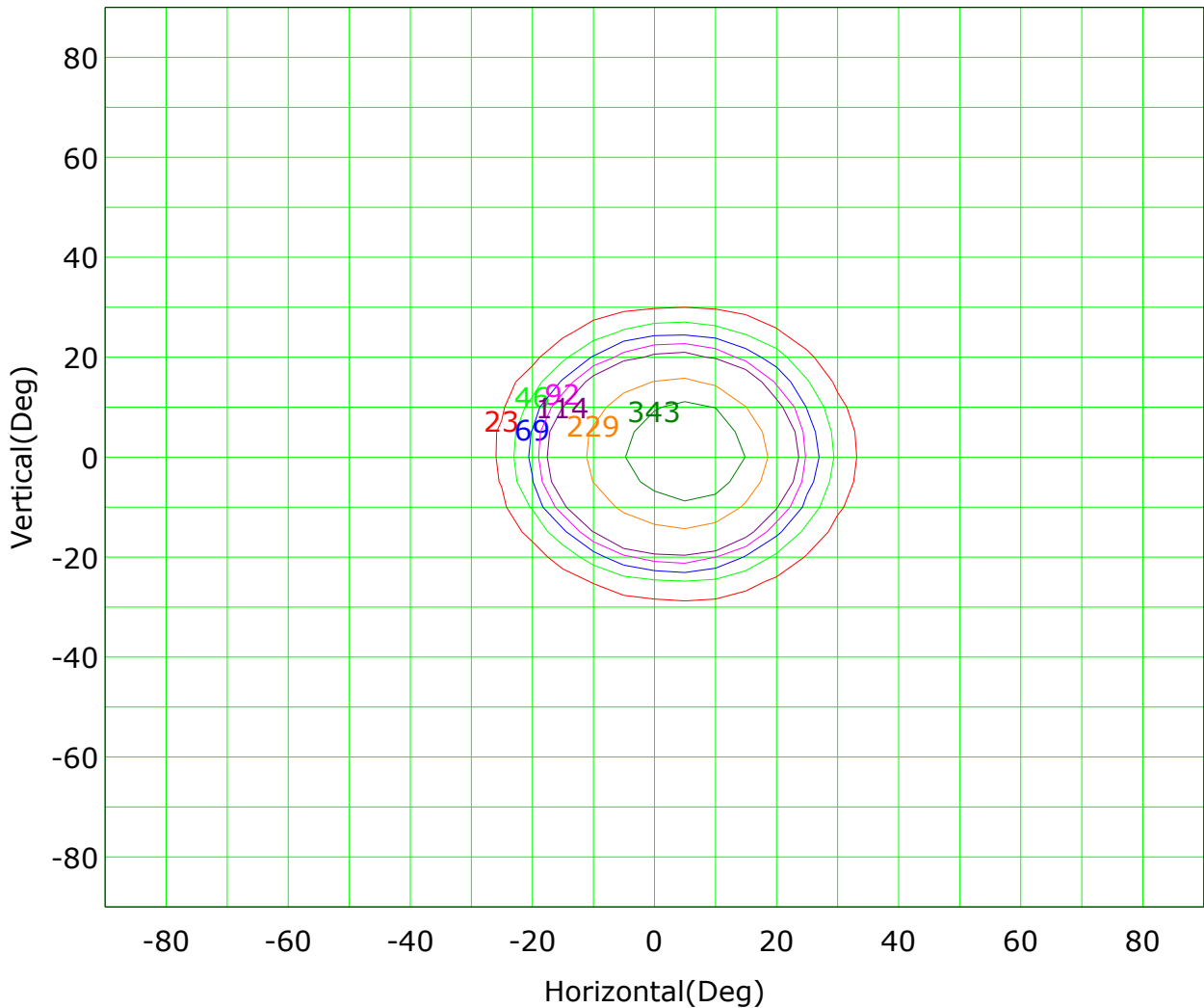
Spacing Criteria (0-180): 0.56
 Spacing Criteria (90-270): 0.52
 Spacing Criteria (Diagonal): 0.51



C Plane (°):0.0-360.0: 45.0
 Test Lab: Inventfine instrument
 Test Type: TYPE C
 Temperature: 28
 Operator: Jacky tang

Gamma Plane (°):0.0-180.0:1.0
 Test Device: GPM-1800B
 Distance: 7.992 m
 Humidity: 58
 Inspector:

Isocandela (rectangle)



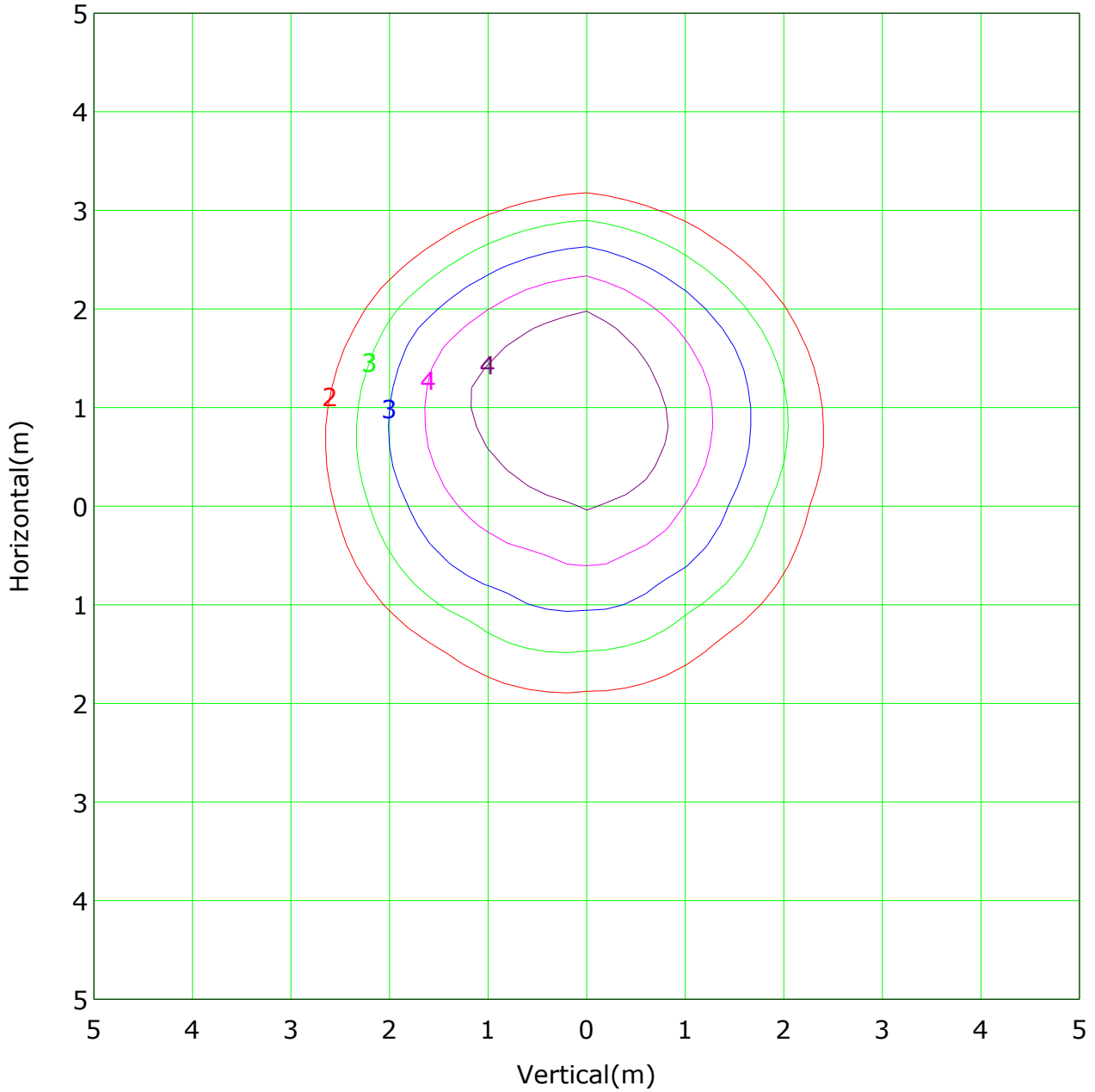
Imax (100%): 458 cd

— (5%):	23 cd	— (10%):	46 cd
— (15%):	69 cd	— (20%):	92 cd
— (25%):	114 cd	— (50%):	229 cd
— (75%):	343 cd	— (100%):	458 cd

C Plane (°):0.0-360.0: 45.0
Test Lab: Inventfine instrument
Test Type: TYPE C
Temperature: 28
Operator: Jacky tang

Gamma Plane (°):0.0-180.0:1.0
Test Device: GPM-1800B
Distance: 7.992 m
Humidity: 58
Inspector:

IsoLux Plot



Mounting Height: 10.0m		Max Lux(100%): 4.5 lx	
— (50%):	2.3 lx	— (60%):	2.7 lx
— (70%):	3.2 lx	— (80%):	3.6 lx
— (90%):	4.1 lx	— (100%):	4.5 lx

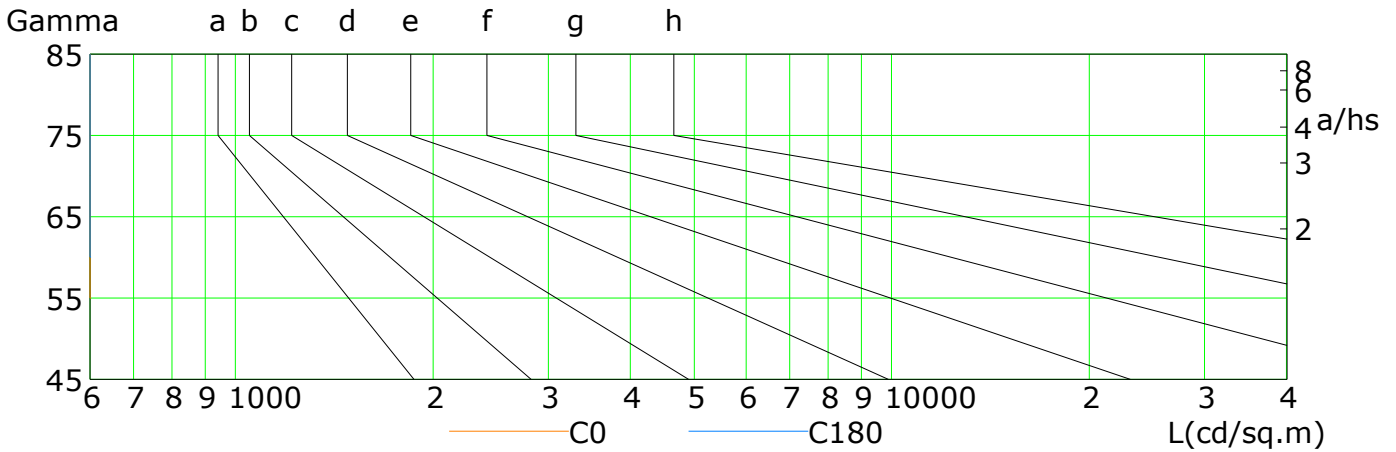
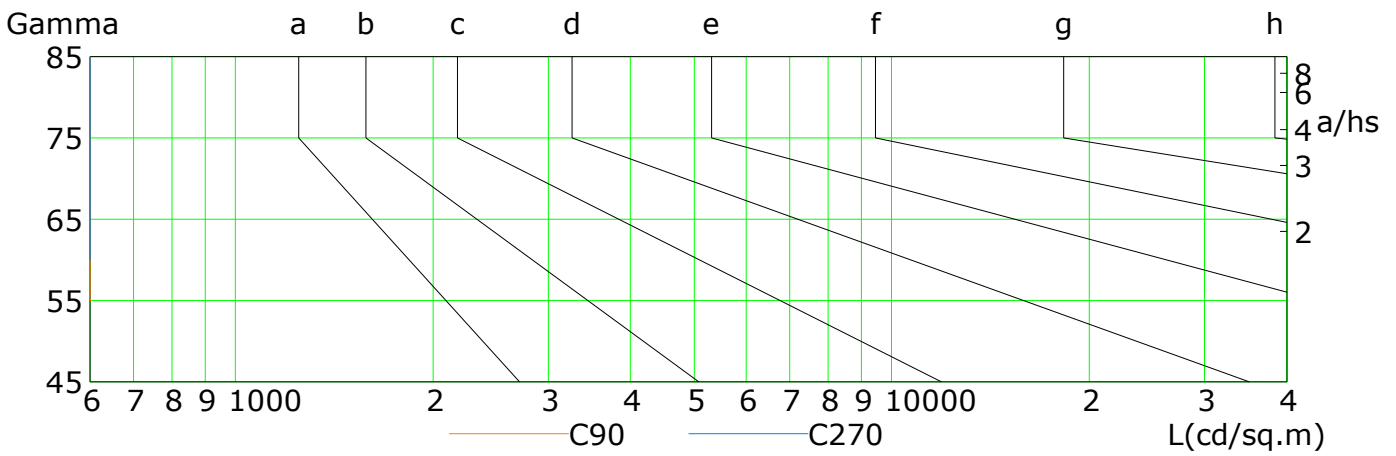
C Plane (°):0.0-360.0: 45.0
Test Lab: Inventfine instrument
Test Type: TYPE C
Temperature: 28
Operator: Jacky tang

Gamma Plane (°):0.0-180.0:1.0
Test Device: GPM-1800B
Distance: 7.992 m
Humidity: 58
Inspector:

Lum Limit Curve

Dazzle	Quality	Illuminance (lx)							
		2000	1000	500	<=300				
1.15	A	2000	1000	500	<=300				
1.50	B		2000	1000	500	<=300			
1.85	C			2000	1000	500	<=300		
2.20	D				2000	1000	500	<=300	
2.55	E					2000	1000	500	<=300

a b c d e f g h

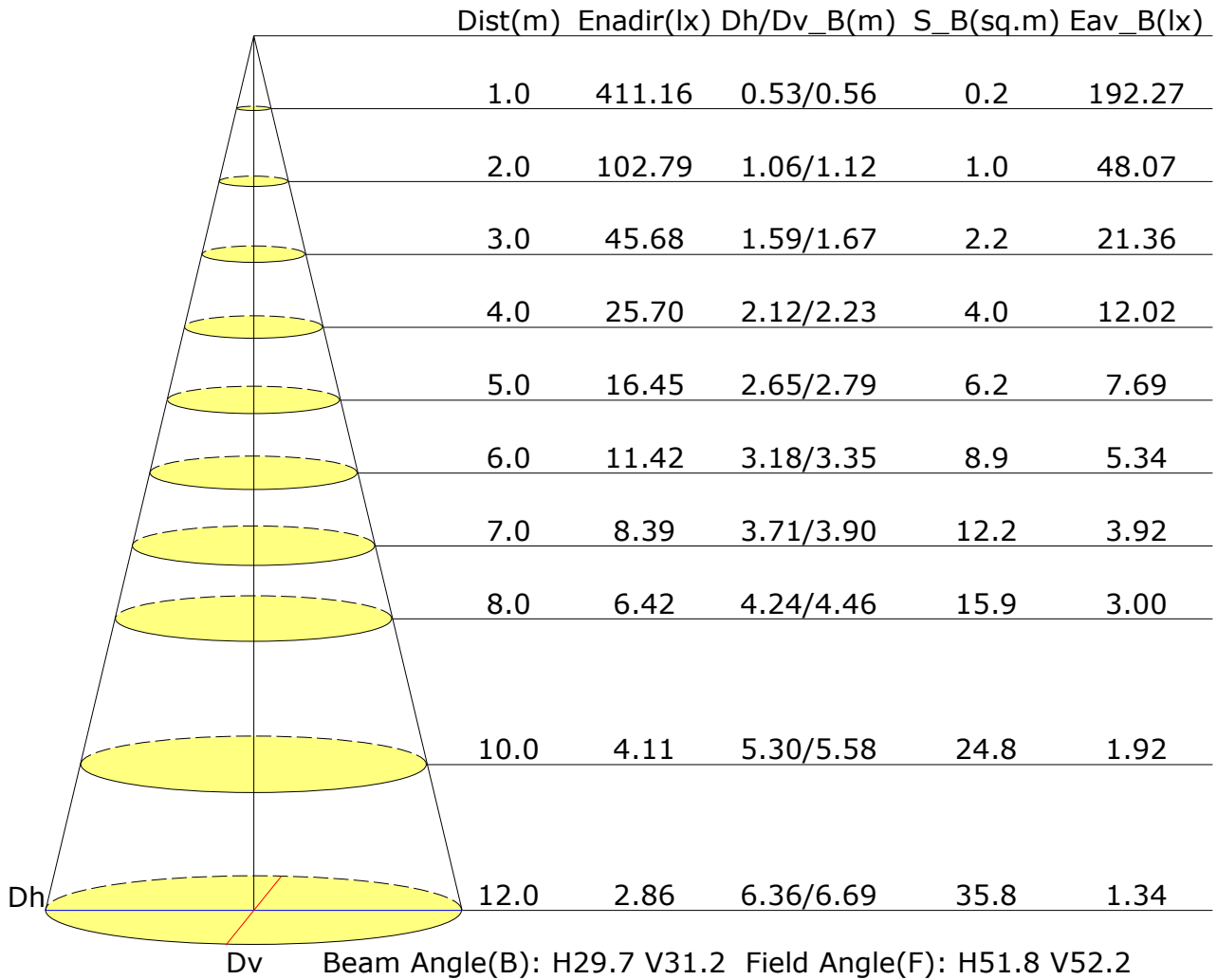


L(cd/sq.m)	G45	G50	G55	G60	G65	G70	G75	G80	G85
C0	1	0	0	0	0	0	0	0	0
C90	1	0	0	0	0	0	0	0	0
C180	2	1	0	0	0	0	0	0	0
C270	1	1	0	0	0	0	0	0	0

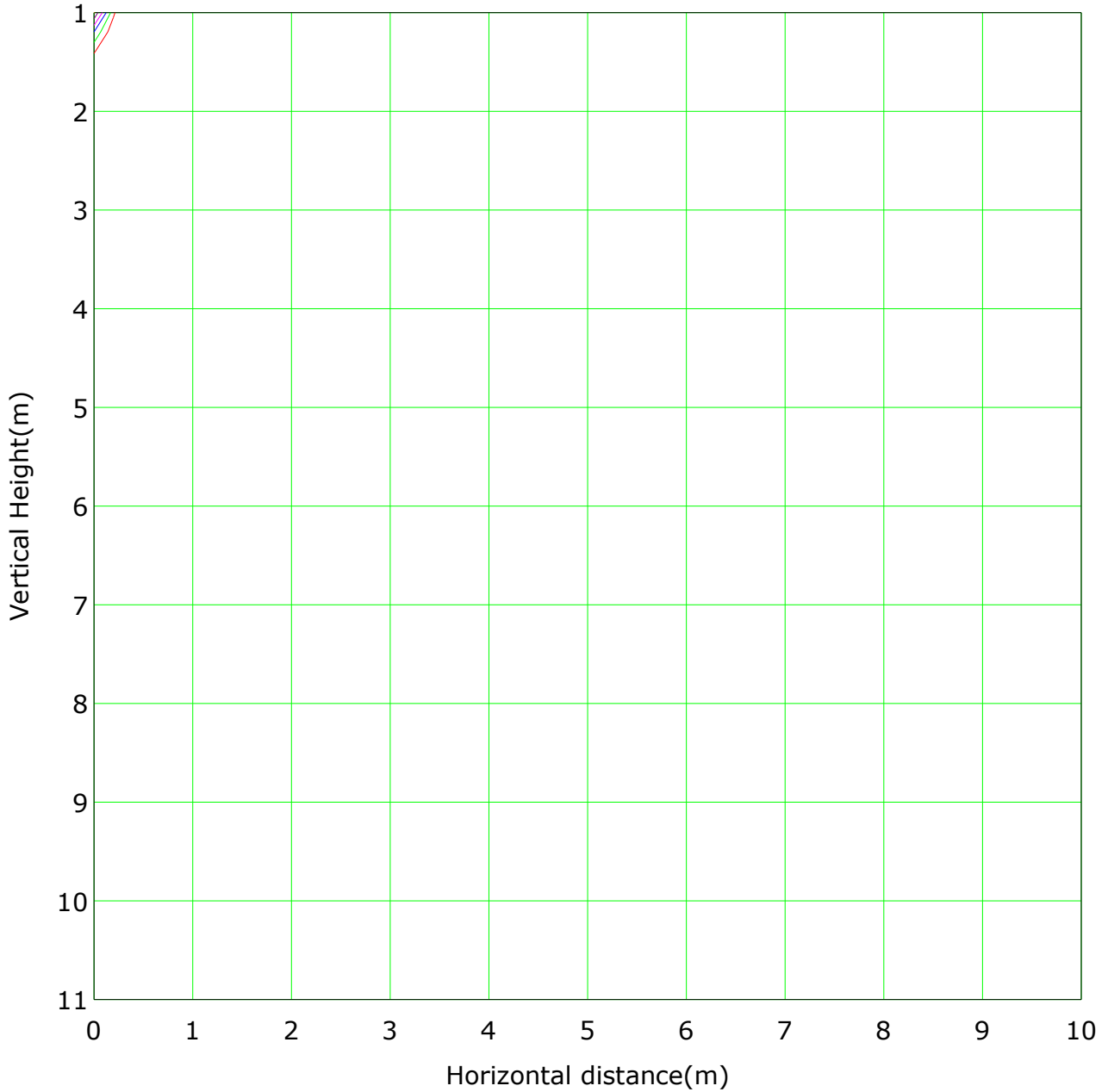
C Plane (°):0.0-360.0: 45.0
Test Lab: Inventfine instrument
Test Type: TYPE C
Temperature: 28
Operator: Jacky tang

Gamma Plane (°):0.0-180.0:1.0
Test Device: GPM-1800B
Distance: 7.992 m
Humidity: 58
Inspector:

Illuminance at a Distance

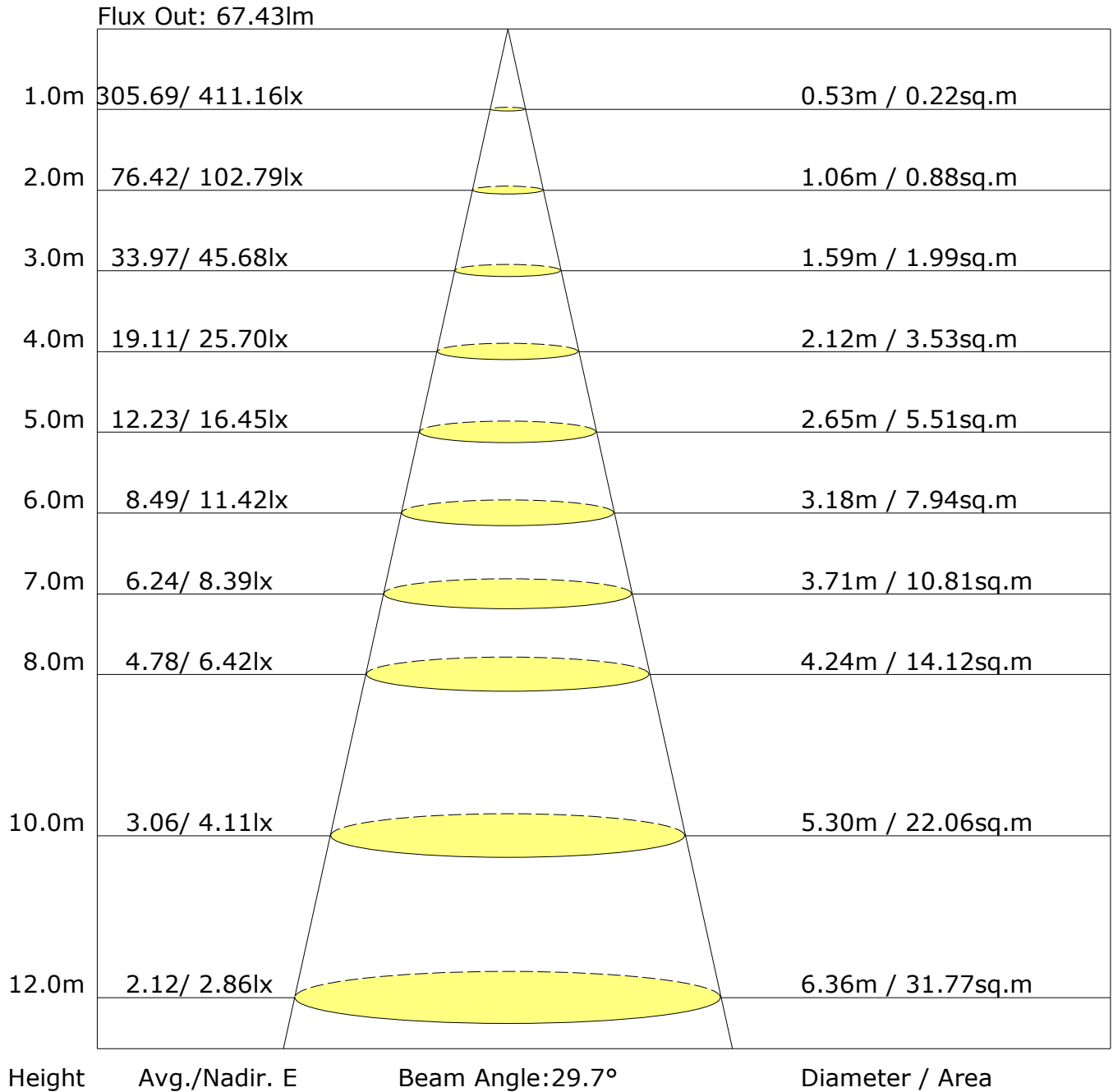


Vertical IsoLux Plot



Lowest(m): 1.0m	Highest(m): 11.0m	Max Lux: 411.2 lx
— (50%): 205.6 lx	— (60%): 246.7 lx	
— (70%): 287.8 lx	— (80%): 328.9 lx	
— (90%): 370.0 lx	— (100%): 411.2 lx	

The Average Illuminance Effective Figure



UGR Table

Reflectance:										
Ceiling (cavity)	0.7	0.7	0.5	0.5	0.3	0.7	0.7	0.5	0.5	0.3
Wall	0.5	0.3	0.5	0.3	0.3	0.5	0.3	0.5	0.3	0.3
Reference plane	0.2	0.2	0.2	0.2	0.2	0.2	0.2	0.2	0.2	0.2
Room dimensions	Viewed crosswise					Viewed endwise				
X=2H Y=2H	-1.\$	-1.\$	-1.\$	-1.\$	-1.\$	-1.\$	-1.\$	-1.\$	-1.\$	-1.\$
3H	-1.\$	-1.\$	-1.\$	-1.\$	-1.\$	-1.\$	-1.\$	-1.\$	-1.\$	-1.\$
4H	-1.\$	-1.\$	-1.\$	-1.\$	-1.\$	-1.\$	-1.\$	-1.\$	-1.\$	-1.\$
6H	-1.\$	-1.\$	-1.\$	-1.\$	-1.\$	-1.\$	-1.\$	-1.\$	-1.\$	-1.\$
8H	-1.\$	-1.\$	-1.\$	-1.\$	-1.\$	-1.\$	-1.\$	-1.\$	-1.\$	-1.\$
12H	-1.\$	-1.\$	-1.\$	-1.\$	-1.\$	-1.\$	-1.\$	-1.\$	-1.\$	-1.\$
X=4H Y=2H	-1.\$	-1.\$	-1.\$	-1.\$	-1.\$	-1.\$	-1.\$	-1.\$	-1.\$	-1.\$
3H	-1.\$	-1.\$	-1.\$	-1.\$	-1.\$	-1.\$	-1.\$	-1.\$	-1.\$	-1.\$
4H	-1.\$	-1.\$	-1.\$	-1.\$	-1.\$	-1.\$	-1.\$	-1.\$	-1.\$	-1.\$
6H	-1.\$	-1.\$	-1.\$	-1.\$	-1.\$	-1.\$	-1.\$	-1.\$	-1.\$	-1.\$
8H	-1.\$	-1.\$	-1.\$	-1.\$	-1.\$	-1.\$	-1.\$	-1.\$	-1.\$	-1.\$
12H	-1.\$	-1.\$	-1.\$	-1.\$	-1.\$	-1.\$	-1.\$	-1.\$	-1.\$	-1.\$
X=8H Y=4H	-1.\$	-1.\$	-1.\$	-1.\$	-1.\$	-1.\$	-1.\$	-1.\$	-1.\$	-1.\$
6H	-1.\$	-1.\$	-1.\$	-1.\$	-1.\$	-1.\$	-1.\$	-1.\$	-1.\$	-1.\$
8H	-1.\$	-1.\$	-1.\$	-1.\$	-1.\$	-1.\$	-1.\$	-1.\$	-1.\$	-1.\$
12H	-1.\$	-1.\$	-1.\$	-1.\$	-1.\$	-1.\$	-1.\$	-1.\$	-1.\$	-1.\$
X=12H Y=4H	-1.\$	-1.\$	-1.\$	-1.\$	-1.\$	-1.\$	-1.\$	-1.\$	-1.\$	-1.\$
6H	-1.\$	-1.\$	-1.\$	-1.\$	-1.\$	-1.\$	-1.\$	-1.\$	-1.\$	-1.\$
8H	-1.\$	-1.\$	-1.\$	-1.\$	-1.\$	-1.\$	-1.\$	-1.\$	-1.\$	-1.\$
Variations with the observer position at spacings:										
S=1.0H	-1.\$/-1.\$					-1.\$/-1.\$				
S=1.5H	-1.\$/-1.\$					-1.\$/-1.\$				
S=2.0H	-1.\$/-1.\$					-1.\$/-1.\$				

Calculate in accordance with CIE Pub.117. The table is revised with 130lm ($8\log(F/F_0) = -7.1$).

Utilisation Factor Table(Floor cavity)

Utilisation Factors UF(F)			SHR NOM = 0.75								
Room Reflectance			Room Index(RI)								
Ceiling	Wall	Floor	0.75	1.00	1.25	1.50	2.00	2.50	3.00	4.00	5.00
0.70	0.50	0.20	1.00	1.03	1.06	1.07	1.10	1.11	1.13	1.14	1.15
	0.30		0.97	1.00	1.03	1.05	1.07	1.09	1.11	1.12	1.14
	0.20		0.95	0.98	1.01	1.03	1.05	1.07	1.09	1.11	1.12
0.50	0.50	0.20	0.99	1.02	1.04	1.05	1.07	1.08	1.09	1.10	1.11
	0.30		0.96	0.99	1.01	1.03	1.05	1.07	1.08	1.09	1.10
	0.20		0.94	0.97	1.00	1.01	1.03	1.05	1.06	1.08	1.09
0.30	0.50	0.20	0.98	1.00	1.02	1.03	1.05	1.05	1.06	1.07	1.07
	0.30		0.96	0.98	1.00	1.01	1.03	1.04	1.05	1.06	1.06
	0.20		0.94	0.97	0.98	1.00	1.02	1.03	1.04	1.05	1.06
0.00	0.00	0.00	0.93	0.95	0.96	0.97	0.99	0.99	1.00	1.01	1.01
<p>Rating:3W Photometrically tested without ceiling board. Multiply UF values by service correction factors Calculate in accordance with CIBSE Technical Memorandum NO.5 1980</p>											

Utilisation Factor Table(Wall)

Utilisation Factors UF(W)			SHR NOM = 0.75								
Room Reflectance			Room Index(RI)								
Ceiling	Wall	Floor	0.75	1.00	1.25	1.50	2.00	2.50	3.00	4.00	5.00
0.70	0.50	0.20	0.38	0.32	0.27	0.24	0.19	0.16	0.14	0.11	0.09
	0.30		0.32	0.27	0.24	0.21	0.17	0.15	0.13	0.10	0.08
	0.20		0.27	0.24	0.21	0.19	0.16	0.13	0.12	0.09	0.08
0.50	0.50	0.20	0.36	0.29	0.25	0.22	0.17	0.19	0.12	0.09	0.08
	0.30		0.30	0.25	0.22	0.19	0.16	0.13	0.11	0.09	0.07
	0.20		0.26	0.22	0.20	0.17	0.14	0.12	0.11	0.08	0.07
0.30	0.50	0.20	0.34	0.27	0.23	0.20	0.15	0.13	0.11	0.08	0.07
	0.30		0.29	0.24	0.20	0.18	0.14	0.12	0.10	0.08	0.07
	0.20		0.25	0.21	0.18	0.16	0.13	0.11	0.10	0.08	0.06
0.00	0.00	0.00	0.10	0.08	0.06	0.05	0.04	0.03	0.03	0.02	0.02
<p>Rating:3W Photometrically tested without ceiling board. Multiply UF values by service correction factors Calculate in accordance with CIBSE Technical Memorandum NO.5 1980</p>											

Utilisation Factor Table(Ceiling cavity)

Utilisation Factors UF(C)			SHR NOM = 0.75								
Room Reflectance			Room Index(RI)								
Ceiling	Wall	Floor	0.75	1.00	1.25	1.50	2.00	2.50	3.00	4.00	5.00
0.70	0.50	0.20	0.11	0.13	0.15	0.16	0.17	0.18	0.19	0.20	0.21
		0.30	0.09	0.11	0.12	0.14	0.15	0.17	0.18	0.19	0.20
		0.20	0.07	0.09	0.11	0.12	0.14	0.15	0.16	0.18	0.19
0.50	0.50	0.20	0.11	0.13	0.14	0.15	0.17	0.18	0.18	0.19	0.20
		0.30	0.09	0.10	0.12	0.13	0.15	0.16	0.17	0.18	0.19
		0.20	0.07	0.09	0.10	0.12	0.14	0.15	0.16	0.17	0.18
0.30	0.50	0.20	0.11	0.12	0.14	0.15	0.16	0.17	0.18	0.19	0.19
		0.30	0.08	0.10	0.12	0.13	0.15	0.16	0.17	0.18	0.18
		0.20	0.07	0.09	0.10	0.12	0.13	0.15	0.16	0.17	0.18
0.00	0.00	0.00	NA	NA	NA	NA	NA	NA	NA	NA	NA

Rating:3W Photometrically tested without ceiling board.
Multiply UF values by service correction factors
Calculate in accordance with CIBSE Technical Memorandum NO.5 1980

Zonal Lumen

Gamma [°]	I _{mean} [cd]	Zonal Flux [lm]	Sum Zonal Flux [lm]	Rel Zonal Flux [%]	Sum Rel Zonal Flux [%]
0.0-1.0	406.4	0.4	0.4	0.30	0.30
1.0-2.0	405.3	1.2	1.6	0.89	1.19
2.0-3.0	402.2	1.9	3.5	1.48	2.67
3.0-4.0	397.5	2.7	6.1	2.04	4.71
4.0-5.0	391.4	3.4	9.5	2.59	7.30
5.0-6.0	383.5	4.0	13.5	3.10	10.40
6.0-7.0	374.3	4.6	18.2	3.57	13.96
7.0-8.0	363.7	5.2	23.4	4.00	17.96
8.0-9.0	351.7	5.7	29.1	4.38	22.34
9.0-10.0	337.8	6.1	35.2	4.70	27.04
10.0-11.0	322.2	6.4	41.6	4.95	31.98
11.0-12.0	305.0	6.7	48.3	5.12	37.11
12.0-13.0	286.2	6.8	55.1	5.22	42.32
13.0-14.0	265.5	6.8	61.9	5.22	47.54
14.0-15.0	243.3	6.7	68.6	5.13	52.67
15.0-16.0	220.2	6.5	75.0	4.96	57.63
16.0-17.0	196.7	6.1	81.2	4.70	62.34
17.0-18.0	173.6	5.7	86.9	4.40	66.73
18.0-19.0	151.5	5.3	92.2	4.05	70.78
19.0-20.0	130.9	4.8	96.9	3.68	74.46
20.0-21.0	112.3	4.3	101.3	3.31	77.78
21.0-22.0	95.7	3.8	105.1	2.95	80.73
22.0-23.0	81.3	3.4	108.5	2.62	83.35
23.0-24.0	68.9	3.0	111.5	2.31	85.67
24.0-25.0	58.5	2.7	114.2	2.04	87.71
25.0-26.0	49.5	2.3	116.5	1.80	89.50
26.0-27.0	41.7	2.0	118.6	1.57	91.07
27.0-28.0	34.9	1.8	120.3	1.36	92.43
28.0-29.0	28.9	1.5	121.8	1.16	93.59
29.0-30.0	23.7	1.3	123.1	0.98	94.57
30.0-31.0	19.3	1.1	124.2	0.83	95.40
31.0-32.0	15.6	0.9	125.1	0.69	96.08
32.0-33.0	12.5	0.7	125.8	0.57	96.65
33.0-34.0	10.2	0.6	126.5	0.47	97.12
34.0-35.0	8.4	0.5	127.0	0.40	97.52
35.0-36.0	6.9	0.4	127.4	0.34	97.86

C Plane (°):0.0-360.0: 45.0
Test Lab: Inventfine instrument
Test Type: TYPE C
Temperature: 28
Operator: Jacky tang

Gamma Plane (°):0.0-180.0:1.0
Test Device: GPM-1800B
Distance: 7.992 m
Humidity: 58
Inspector:

Zonal Lumen (Continue 1)

Gamma [°]	I _{mean} [cd]	Zonal Flux [lm]	Sum Zonal Flux [lm]	Rel Zonal Flux [%]	Sum Rel Zonal Flux [%]
36.0-37.0	5.8	0.4	127.8	0.29	98.15
37.0-38.0	4.9	0.3	128.1	0.25	98.41
38.0-39.0	4.2	0.3	128.4	0.22	98.63
39.0-40.0	3.6	0.3	128.7	0.19	98.82
40.0-41.0	3.1	0.2	128.9	0.17	98.99
41.0-42.0	2.7	0.2	129.1	0.15	99.14
42.0-43.0	2.3	0.2	129.3	0.13	99.28
43.0-44.0	2.0	0.2	129.4	0.12	99.39
44.0-45.0	1.8	0.1	129.5	0.10	99.50
45.0-46.0	1.5	0.1	129.7	0.09	99.59
46.0-47.0	1.3	0.1	129.8	0.08	99.67
47.0-48.0	1.1	0.1	129.9	0.07	99.74
48.0-49.0	0.9	0.1	129.9	0.06	99.80
49.0-50.0	0.8	0.1	130.0	0.05	99.85
50.0-51.0	0.6	0.1	130.1	0.04	99.89
51.0-52.0	0.5	0.0	130.1	0.03	99.92
52.0-53.0	0.4	0.0	130.1	0.03	99.95
53.0-54.0	0.3	0.0	130.2	0.02	99.97
54.0-55.0	0.2	0.0	130.2	0.01	99.98
55.0-56.0	0.1	0.0	130.2	0.01	99.99
56.0-57.0	0.1	0.0	130.2	0.01	99.99
57.0-58.0	0.0	0.0	130.2	0.00	100.00
58.0-59.0	0.0	0.0	130.2	0.00	100.00
59.0-60.0	0.0	0.0	130.2	0.00	100.00
60.0-61.0	0.0	0.0	130.2	0.00	100.00
61.0-62.0	0.0	0.0	130.2	0.00	100.00
62.0-63.0	0.0	0.0	130.2	0.00	100.00
63.0-64.0	0.0	0.0	130.2	0.00	100.00
64.0-65.0	0.0	0.0	130.2	0.00	100.00
65.0-66.0	0.0	0.0	130.2	0.00	100.00
66.0-67.0	0.0	0.0	130.2	0.00	100.00
67.0-68.0	0.0	0.0	130.2	0.00	100.00
68.0-69.0	0.0	0.0	130.2	0.00	100.00
69.0-70.0	0.0	0.0	130.2	0.00	100.00
70.0-71.0	0.0	0.0	130.2	0.00	100.00
71.0-72.0	0.0	0.0	130.2	0.00	100.00

C Plane (°):0.0-360.0: 45.0
Test Lab: Inventfine instrument
Test Type: TYPE C
Temperature: 28
Operator: Jacky tang

Gamma Plane (°):0.0-180.0:1.0
Test Device: GPM-1800B
Distance: 7.992 m
Humidity: 58
Inspector:

Zonal Lumen (Continue 2)

Gamma [°]	I _{mean} [cd]	Zonal Flux [lm]	Sum Zonal Flux [lm]	Rel Zonal Flux [%]	Sum Rel Zonal Flux [%]
72.0-73.0	0.0	0.0	130.2	0.00	100.00
73.0-74.0	0.0	0.0	130.2	0.00	100.00
74.0-75.0	0.0	0.0	130.2	0.00	100.00
75.0-76.0	0.0	0.0	130.2	0.00	100.00
76.0-77.0	0.0	0.0	130.2	0.00	100.00
77.0-78.0	0.0	0.0	130.2	0.00	100.00
78.0-79.0	0.0	0.0	130.2	0.00	100.00
79.0-80.0	0.0	0.0	130.2	0.00	100.00
80.0-81.0	0.0	0.0	130.2	0.00	100.00
81.0-82.0	0.0	0.0	130.2	0.00	100.00
82.0-83.0	0.0	0.0	130.2	0.00	100.00
83.0-84.0	0.0	0.0	130.2	0.00	100.00
84.0-85.0	0.0	0.0	130.2	0.00	100.00
85.0-86.0	0.0	0.0	130.2	0.00	100.00
86.0-87.0	0.0	0.0	130.2	0.00	100.00
87.0-88.0	0.0	0.0	130.2	0.00	100.00
88.0-89.0	0.0	0.0	130.2	0.00	100.00
89.0-90.0	0.0	0.0	130.2	0.00	100.00
90.0-91.0	0.0	0.0	130.2	0.00	100.00
91.0-92.0	0.0	0.0	130.2	0.00	100.00
92.0-93.0	0.0	0.0	130.2	0.00	100.00
93.0-94.0	0.0	0.0	130.2	0.00	100.00
94.0-95.0	0.0	0.0	130.2	0.00	100.00
95.0-96.0	0.0	0.0	130.2	0.00	100.00
96.0-97.0	0.0	0.0	130.2	0.00	100.00
97.0-98.0	0.0	0.0	130.2	0.00	100.00
98.0-99.0	0.0	0.0	130.2	0.00	100.00
99.0-100.0	0.0	0.0	130.2	0.00	100.00
100.0-101.0	0.0	0.0	130.2	0.00	100.00
101.0-102.0	0.0	0.0	130.2	0.00	100.00
102.0-103.0	0.0	0.0	130.2	0.00	100.00
103.0-104.0	0.0	0.0	130.2	0.00	100.00
104.0-105.0	0.0	0.0	130.2	0.00	100.00
105.0-106.0	0.0	0.0	130.2	0.00	100.00
106.0-107.0	0.0	0.0	130.2	0.00	100.00
107.0-108.0	0.0	0.0	130.2	0.00	100.00

C Plane (°):0.0-360.0: 45.0
Test Lab: Inventfine instrument
Test Type: TYPE C
Temperature: 28
Operator: Jacky tang

Gamma Plane (°):0.0-180.0:1.0
Test Device: GPM-1800B
Distance: 7.992 m
Humidity: 58
Inspector:

Zonal Lumen (Continue 3)

Gamma [°]	I _{mean} [cd]	Zonal Flux [lm]	Sum Zonal Flux [lm]	Rel Zonal Flux [%]	Sum Rel Zonal Flux [%]
108.0-109.0	0.0	0.0	130.2	0.00	100.00
109.0-110.0	0.0	0.0	130.2	0.00	100.00
110.0-111.0	0.0	0.0	130.2	0.00	100.00
111.0-112.0	0.0	0.0	130.2	0.00	100.00
112.0-113.0	0.0	0.0	130.2	0.00	100.00
113.0-114.0	0.0	0.0	130.2	0.00	100.00
114.0-115.0	0.0	0.0	130.2	0.00	100.00
115.0-116.0	0.0	0.0	130.2	0.00	100.00
116.0-117.0	0.0	0.0	130.2	0.00	100.00
117.0-118.0	0.0	0.0	130.2	0.00	100.00
118.0-119.0	0.0	0.0	130.2	0.00	100.00
119.0-120.0	0.0	0.0	130.2	0.00	100.00
120.0-121.0	0.0	0.0	130.2	0.00	100.00
121.0-122.0	0.0	0.0	130.2	0.00	100.00
122.0-123.0	0.0	0.0	130.2	0.00	100.00
123.0-124.0	0.0	0.0	130.2	0.00	100.00
124.0-125.0	0.0	0.0	130.2	0.00	100.00
125.0-126.0	0.0	0.0	130.2	0.00	100.00
126.0-127.0	0.0	0.0	130.2	0.00	100.00
127.0-128.0	0.0	0.0	130.2	0.00	100.00
128.0-129.0	0.0	0.0	130.2	0.00	100.00
129.0-130.0	0.0	0.0	130.2	0.00	100.00
130.0-131.0	0.0	0.0	130.2	0.00	100.00
131.0-132.0	0.0	0.0	130.2	0.00	100.00
132.0-133.0	0.0	0.0	130.2	0.00	100.00
133.0-134.0	0.0	0.0	130.2	0.00	100.00
134.0-135.0	0.0	0.0	130.2	0.00	100.00
135.0-136.0	0.0	0.0	130.2	0.00	100.00
136.0-137.0	0.0	0.0	130.2	0.00	100.00
137.0-138.0	0.0	0.0	130.2	0.00	100.00
138.0-139.0	0.0	0.0	130.2	0.00	100.00
139.0-140.0	0.0	0.0	130.2	0.00	100.00
140.0-141.0	0.0	0.0	130.2	0.00	100.00
141.0-142.0	0.0	0.0	130.2	0.00	100.00
142.0-143.0	0.0	0.0	130.2	0.00	100.00
143.0-144.0	0.0	0.0	130.2	0.00	100.00

C Plane (°):0.0-360.0: 45.0
Test Lab: Inventfine instrument
Test Type: TYPE C
Temperature: 28
Operator: Jacky tang

Gamma Plane (°):0.0-180.0:1.0
Test Device: GPM-1800B
Distance: 7.992 m
Humidity: 58
Inspector:

Zonal Lumen (Continue 4)

Gamma [°]	I _{mean} [cd]	Zonal Flux [lm]	Sum Zonal Flux [lm]	Rel Zonal Flux [%]	Sum Rel Zonal Flux [%]
144.0-145.0	0.0	0.0	130.2	0.00	100.00
145.0-146.0	0.0	0.0	130.2	0.00	100.00
146.0-147.0	0.0	0.0	130.2	0.00	100.00
147.0-148.0	0.0	0.0	130.2	0.00	100.00
148.0-149.0	0.0	0.0	130.2	0.00	100.00
149.0-150.0	0.0	0.0	130.2	0.00	100.00
150.0-151.0	0.0	0.0	130.2	0.00	100.00
151.0-152.0	0.0	0.0	130.2	0.00	100.00
152.0-153.0	0.0	0.0	130.2	0.00	100.00
153.0-154.0	0.0	0.0	130.2	0.00	100.00
154.0-155.0	0.0	0.0	130.2	0.00	100.00
155.0-156.0	0.0	0.0	130.2	0.00	100.00
156.0-157.0	0.0	0.0	130.2	0.00	100.00
157.0-158.0	0.0	0.0	130.2	0.00	100.00
158.0-159.0	0.0	0.0	130.2	0.00	100.00
159.0-160.0	0.0	0.0	130.2	0.00	100.00
160.0-161.0	0.0	0.0	130.2	0.00	100.00
161.0-162.0	0.0	0.0	130.2	0.00	100.00
162.0-163.0	0.0	0.0	130.2	0.00	100.00
163.0-164.0	0.0	0.0	130.2	0.00	100.00
164.0-165.0	0.0	0.0	130.2	0.00	100.00
165.0-166.0	0.0	0.0	130.2	0.00	100.00
166.0-167.0	0.0	0.0	130.2	0.00	100.00
167.0-168.0	0.0	0.0	130.2	0.00	100.00
168.0-169.0	0.0	0.0	130.2	0.00	100.00
169.0-170.0	0.0	0.0	130.2	0.00	100.00
170.0-171.0	0.0	0.0	130.2	0.00	100.00
171.0-172.0	0.0	0.0	130.2	0.00	100.00
172.0-173.0	0.0	0.0	130.2	0.00	100.00
173.0-174.0	0.0	0.0	130.2	0.00	100.00
174.0-175.0	0.0	0.0	130.2	0.00	100.00
175.0-176.0	0.0	0.0	130.2	0.00	100.00
176.0-177.0	0.0	0.0	130.2	0.00	100.00
177.0-178.0	0.0	0.0	130.2	0.00	100.00
178.0-179.0	0.0	0.0	130.2	0.00	100.00
179.0-180.0	0.0	0.0	130.2	0.00	100.00

C Plane (°):0.0-360.0: 45.0
Test Lab: Inventfine instrument
Test Type: TYPE C
Temperature: 28
Operator: Jacky tang

Gamma Plane (°):0.0-180.0:1.0
Test Device: GPM-1800B
Distance: 7.992 m
Humidity: 58
Inspector: