

Report No.: 6

Test Time: 2019/1/24 17:26

Luminaire Property

Luminaire Manufacturer:

Luminaire Description: ITEM NO.LDP-100

Current: 0.179 A

Power Factor: 0.614

Voltage: 110.0 V

Power: 11.92 W

Photometric Results

CIE Class: Direct

Measurement Flux: 1015.3 lm

Downward Ratio: 99%

Horizontal Diffuse Angle(50%): H107.9

Vertical Diffuse Angle(50%): V106.2

Luminaire Efficacy Rating (LER): 85.23

Max. Intensity: 403.9 cd

S/MH(C0/C180): 1.25

Total Rated Lamp Lumens: 1015.3 lm

Efficiency: 100%

Upward Ratio: 1%

Central Intensity: 403.44 cd

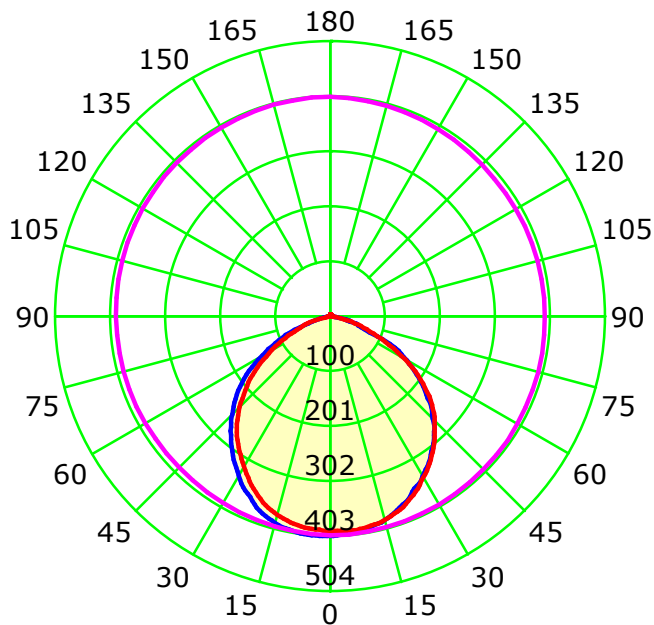
Pos of Max. Intensity: H180 V2

S/MH(C90/C270): 1.24

Picture Of Luminaire



Luminous Intensity Distribution Curve



Unit: cd

Average Diffuse Angle(50%): 107.0°

— C0-C180 — C90-C270 — G2

C Plane (°):0.0-360.0: 45.0

Test Lab: Inventfine instruments

Test Type: TYPE C

Temperature: 26

Operator: Jacky tang

Gamma Plane (°):0.0-180.0:1.0

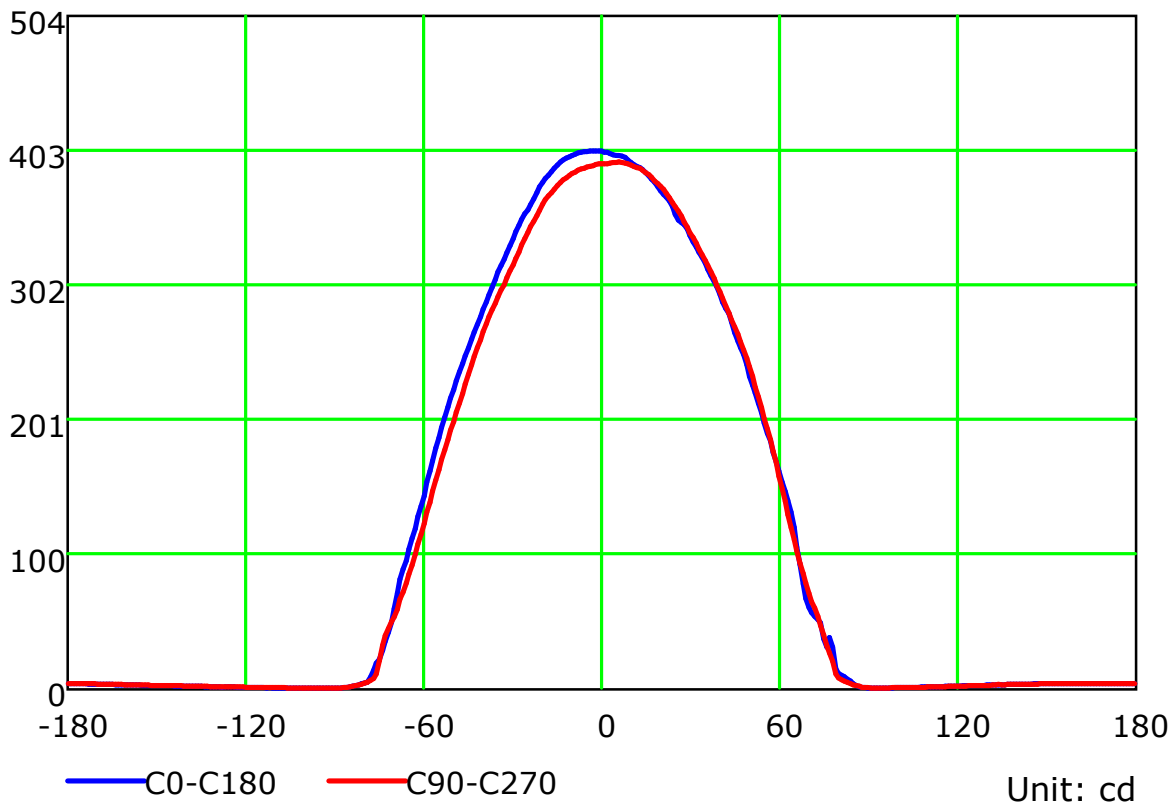
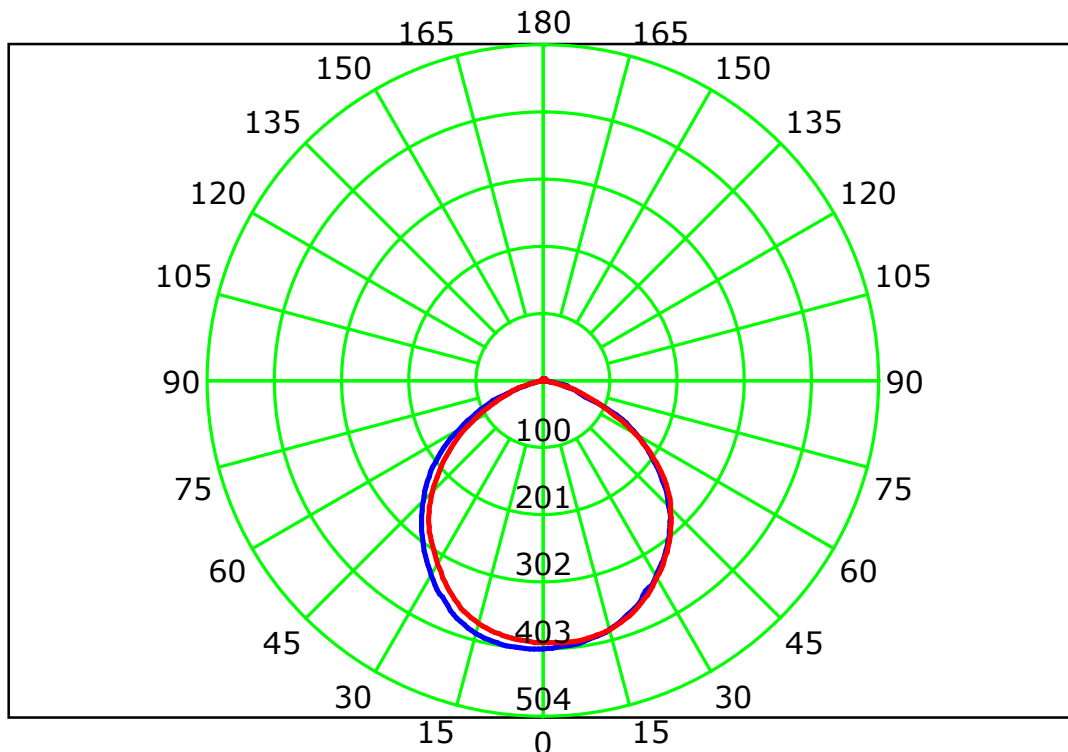
Test Device: GPM-1800B

Distance: 7.970 m

Humidity: 55

Inspector:

Luminous Intensity Distribution Curve



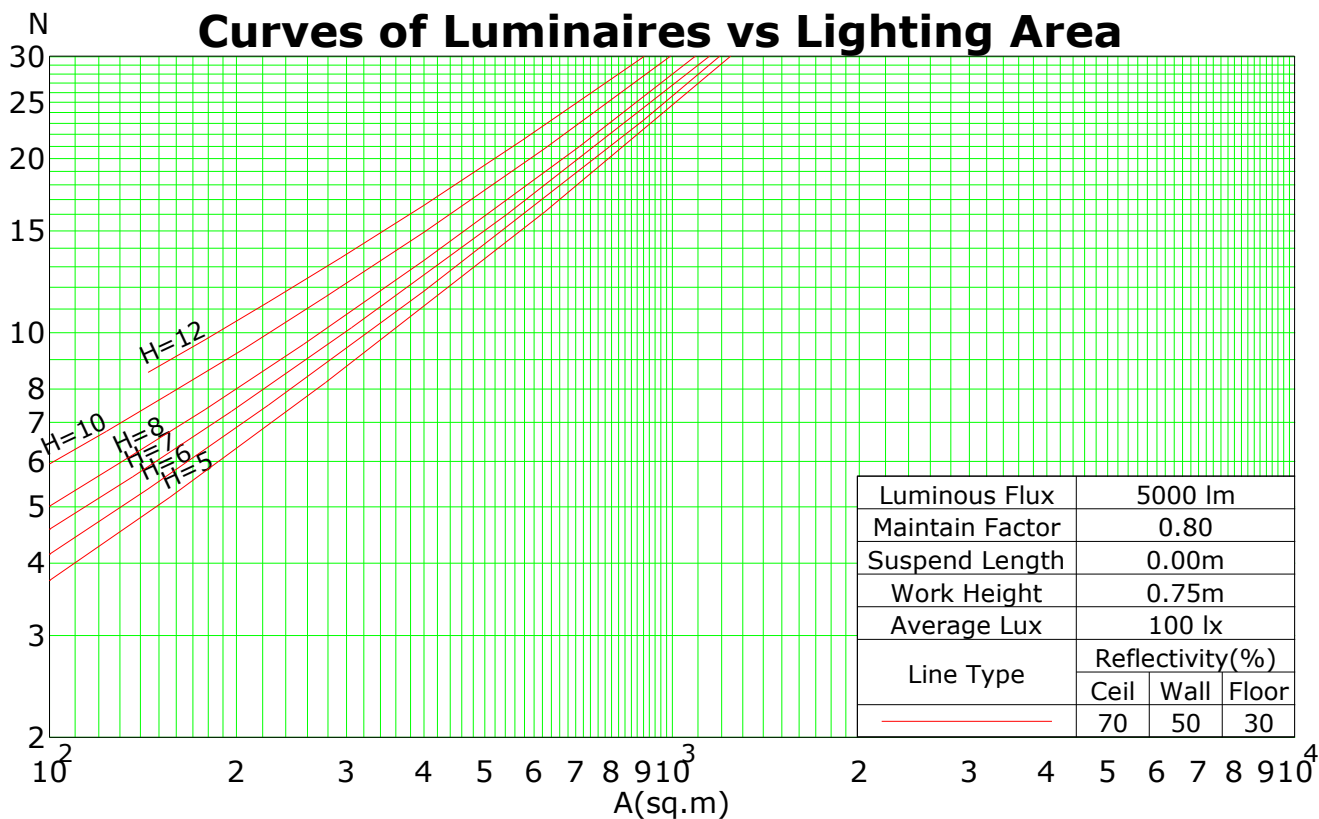
C Plane (°):0.0-360.0: 45.0
Test Lab: Inventfine instruments
Test Type: TYPE C
Temperature: 26
Operator: Jacky tang

Gamma Plane (°):0.0-180.0:1.0
Test Device: GPM-1800B
Distance: 7.970 m
Humidity: 55
Inspector:

Coefficients Of Utilization - Zonal Cavity Method

RC	0.8	0.8	0.8	0.8	0.7	0.7	0.7	0.7	0.5	0.5	0.5	0.3	0.3	0.3	0.1	0.1	0.1	0
RW	0.7	0.5	0.3	0.1	0.7	0.5	0.3	0.1	0.5	0.3	0.1	0.5	0.3	0.1	0.5	0.3	0.1	0
RCR	RF = 0.2																	
0	119	119	119	119	116	116	116	116	111	111	111	106	106	106	101	101	101	99
1	110	106	102	99	107	103	100	97	99	96	94	95	93	91	91	90	88	86
2	101	93	87	82	98	91	86	81	88	83	79	84	80	77	81	78	75	73
3	92	83	75	69	90	81	74	68	78	72	67	75	70	66	72	68	64	62
4	85	73	65	59	82	72	64	58	70	63	58	67	61	57	65	60	56	54
5	78	66	57	51	76	65	57	51	63	55	50	61	54	49	59	53	49	47
6	72	59	51	45	70	58	50	44	57	49	44	55	48	44	53	48	43	41
7	67	54	46	40	65	53	45	39	52	44	39	50	44	39	49	43	38	36
8	62	49	41	35	61	49	41	35	47	40	35	46	39	35	45	39	34	33
9	58	45	37	32	57	45	37	32	43	36	32	42	36	31	41	35	31	29
10	55	42	34	29	53	41	34	29	40	33	29	39	33	29	38	33	28	27

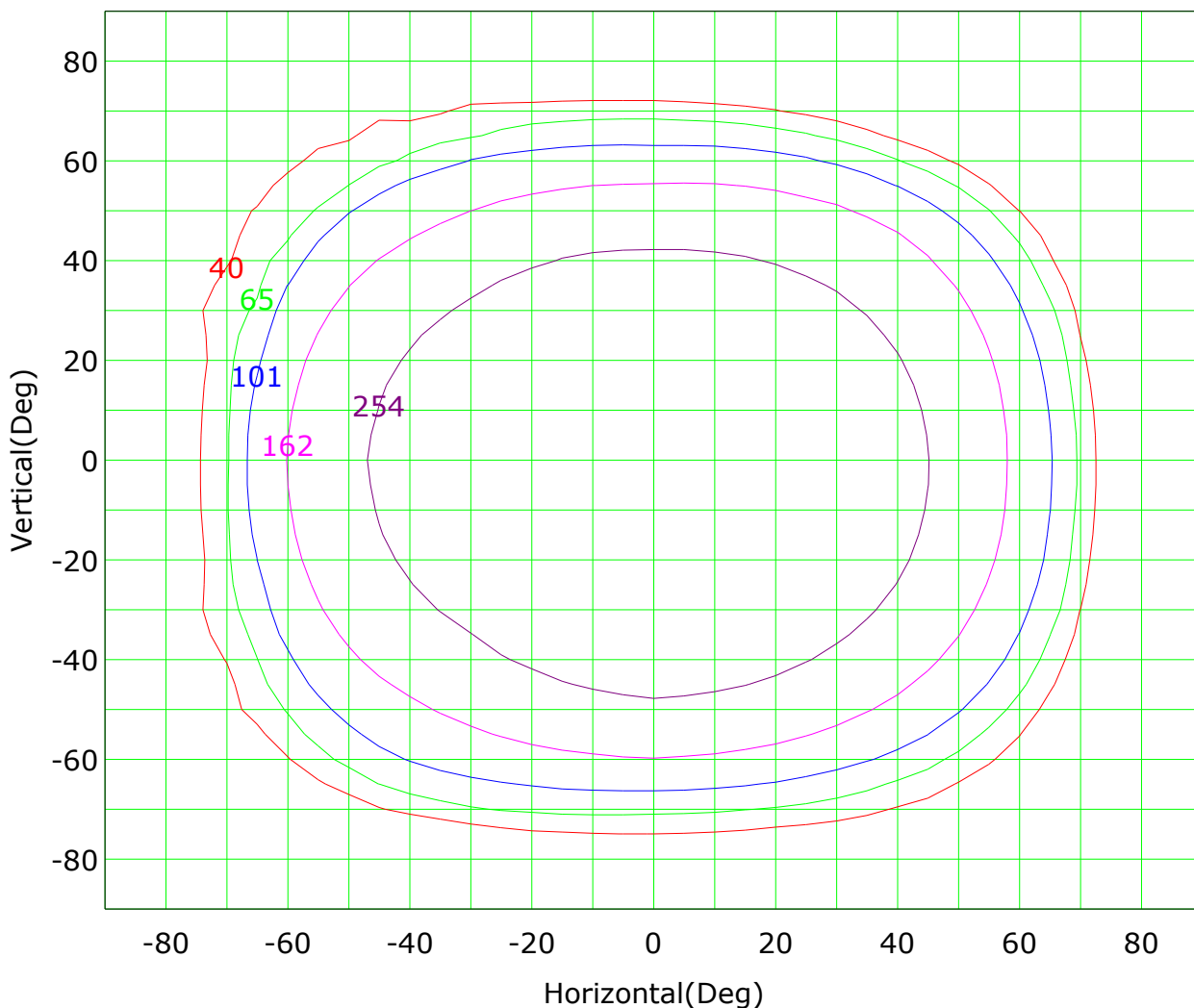
Spacing Criteria (0-180): 1.25
 Spacing Criteria (90-270): 1.24
 Spacing Criteria (Diagonal): 1.33



C Plane (°):0.0-360.0: 45.0
 Test Lab: Inventfine instruments
 Test Type: TYPE C
 Temperature: 26
 Operator: Jacky tang

Gamma Plane (°):0.0-180.0:1.0
 Test Device: GPM-1800B
 Distance: 7.970 m
 Humidity: 55
 Inspector:

Isocandela (rectangle)



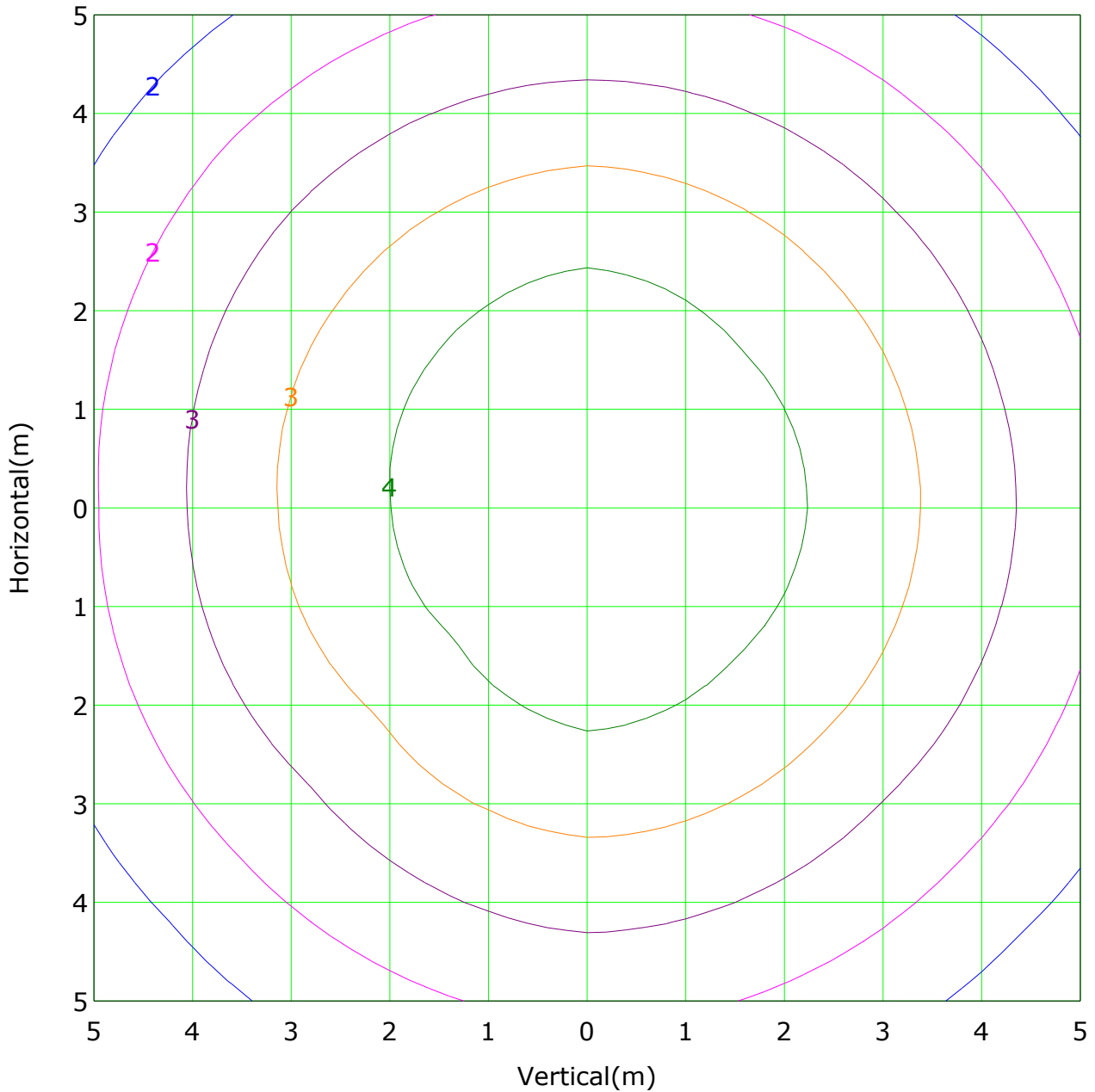
Imax (100%): 404 cd

— (10%):	40 cd	— (16%):	65 cd
— (25%):	101 cd	— (40%):	162 cd
— (63%):	254 cd	— (100%):	404 cd

C Plane (°):0.0-360.0: 45.0
Test Lab: Inventfine instruments
Test Type: TYPE C
Temperature: 26
Operator: Jacky tang

Gamma Plane (°):0.0-180.0:1.0
Test Device: GPM-1800B
Distance: 7.970 m
Humidity: 55
Inspector:

IsoLux Plot



Mounting Height: 10.0m Max Lux(100%): 4.0 lx

(30%): 1.2 lx	(40%): 1.6 lx
(50%): 2.0 lx	(60%): 2.4 lx
(70%): 2.8 lx	(80%): 3.2 lx
(90%): 3.6 lx	(100%): 4.0 lx
(120%): 4.8 lx	(150%): 6.1 lx

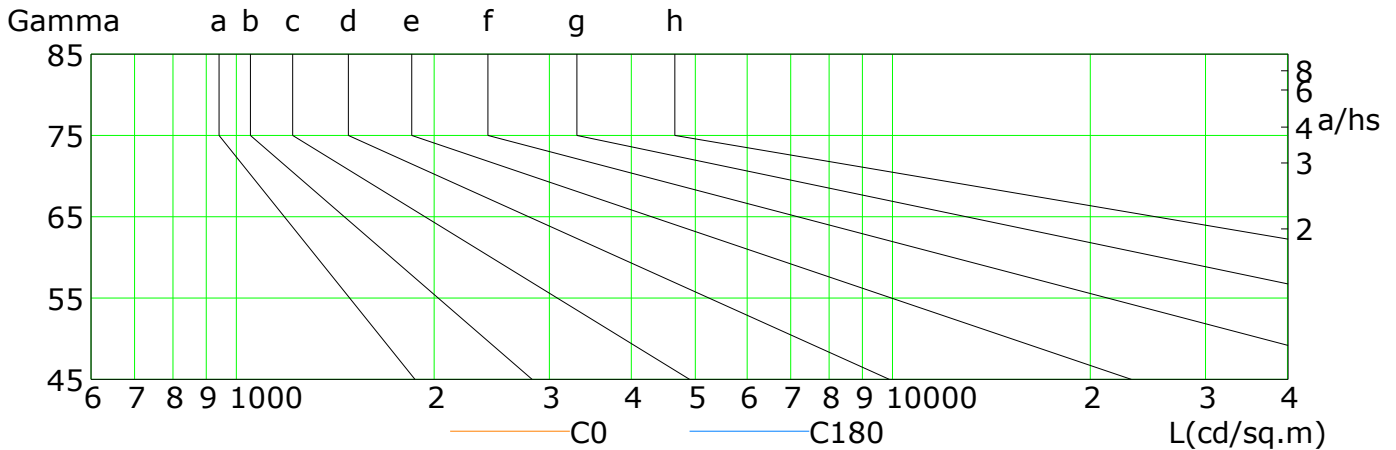
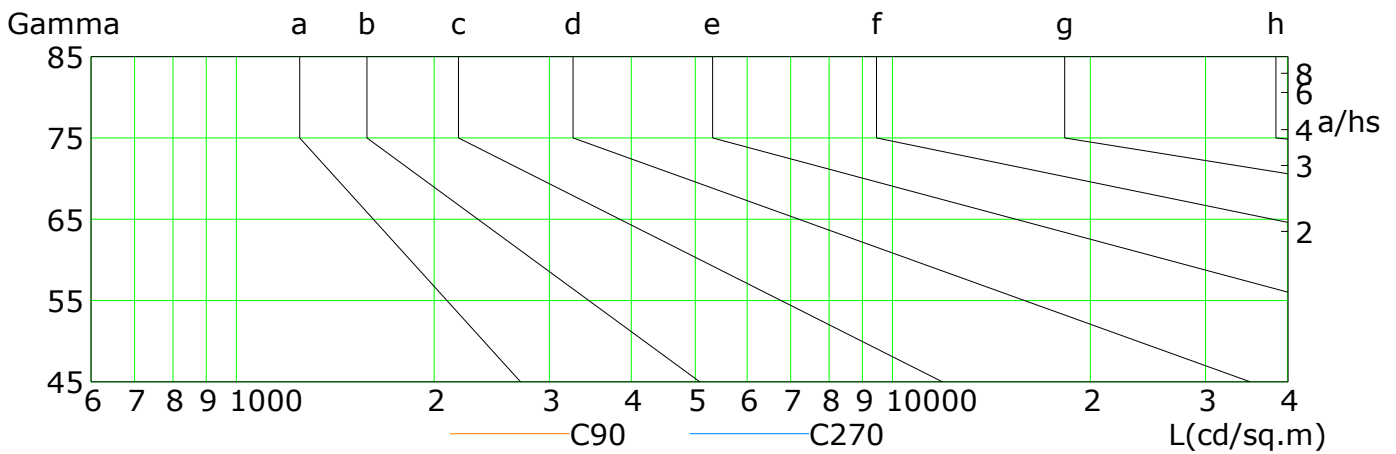
C Plane (°):0.0-360.0: 45.0
Test Lab: Inventfine instruments
Test Type: TYPE C
Temperature: 26
Operator: Jacky tang

Gamma Plane (°):0.0-180.0:1.0
Test Device: GPM-1800B
Distance: 7.970 m
Humidity: 55
Inspector:

Lum Limit Curve

Dazzle	Quality	Illuminance (lx)							
		2000	1000	500	<=300				
1.15	A	2000	1000	500	<=300				
1.50	B		2000	1000	500	<=300			
1.85	C			2000	1000	500	<=300		
2.20	D				2000	1000	500	<=300	
2.55	E					2000	1000	500	<=300

a b c d e f g h

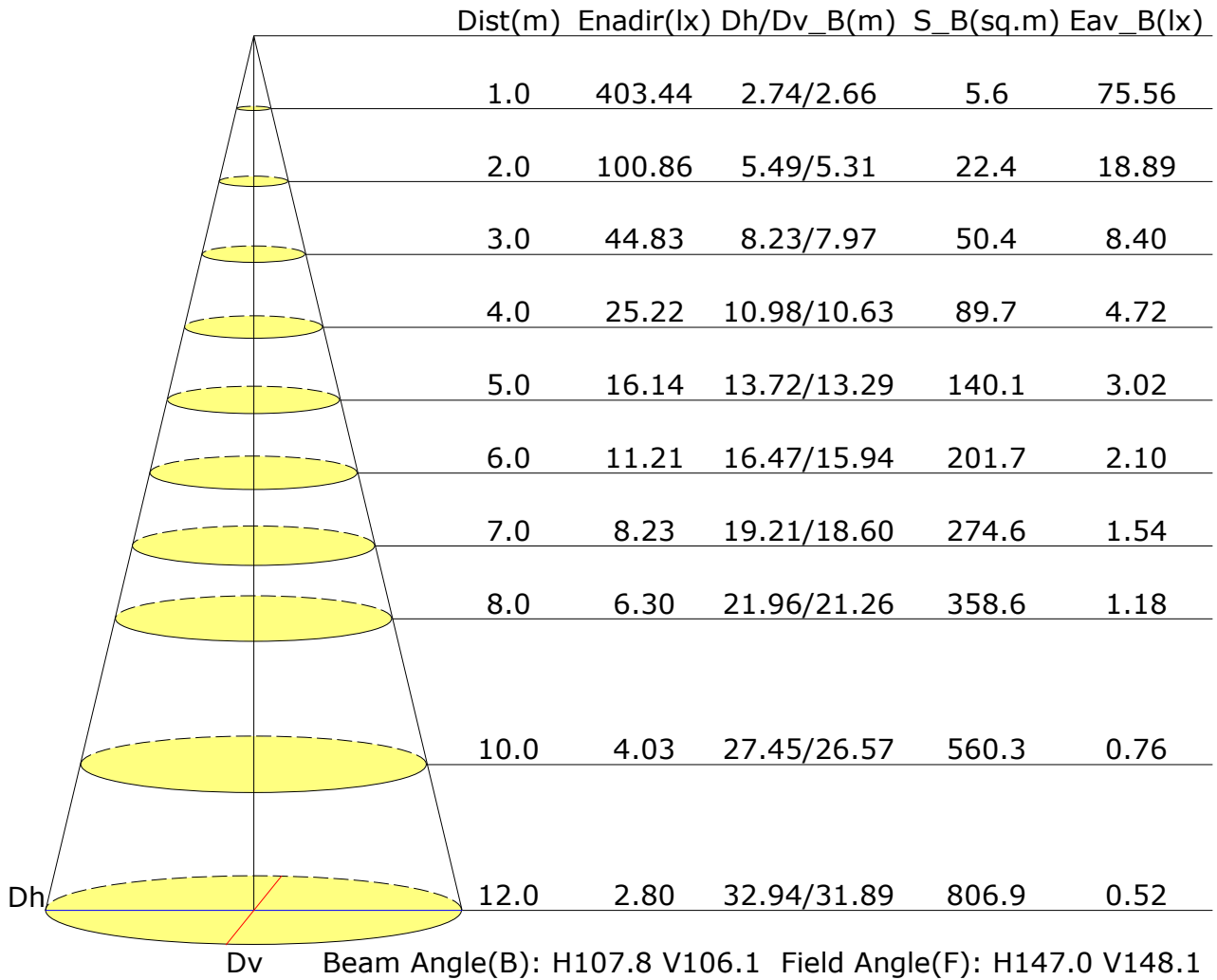


L(cd/sq.m)	G45	G50	G55	G60	G65	G70	G75	G80	G85
C0	267	234	199	163	121	61	37	11	4
C90	271	241	203	159	112	71	40	8	3
C180	256	225	188	145	104	60	22	4	1
C270	236	200	164	124	86	54	21	4	1

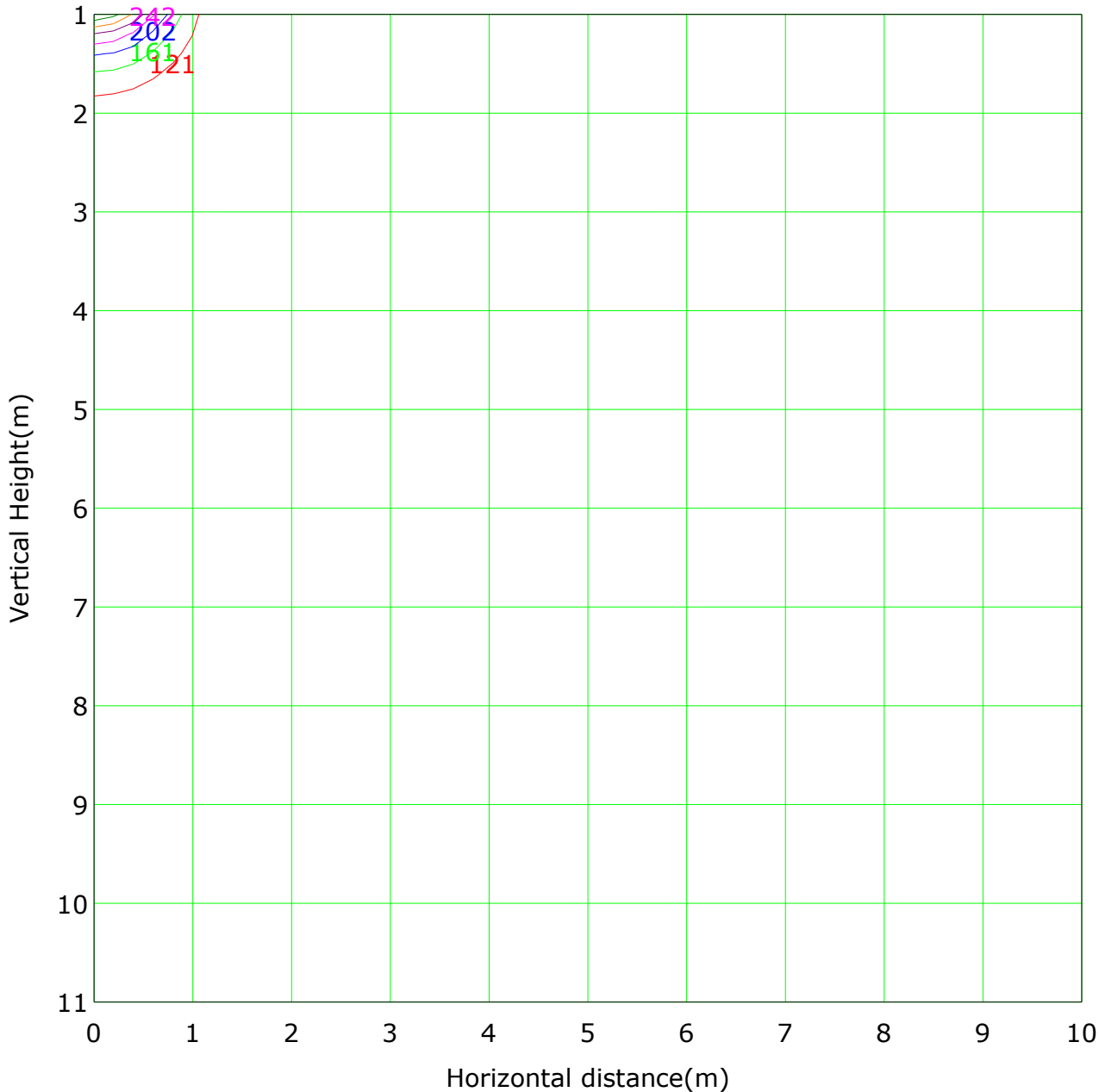
C Plane (°):0.0-360.0: 45.0
Test Lab: Inventfine instruments
Test Type: TYPE C
Temperature: 26
Operator: Jacky tang

Gamma Plane (°):0.0-180.0:1.0
Test Device: GPM-1800B
Distance: 7.970 m
Humidity: 55
Inspector:

Illuminance at a Distance



Vertical IsoLux Plot

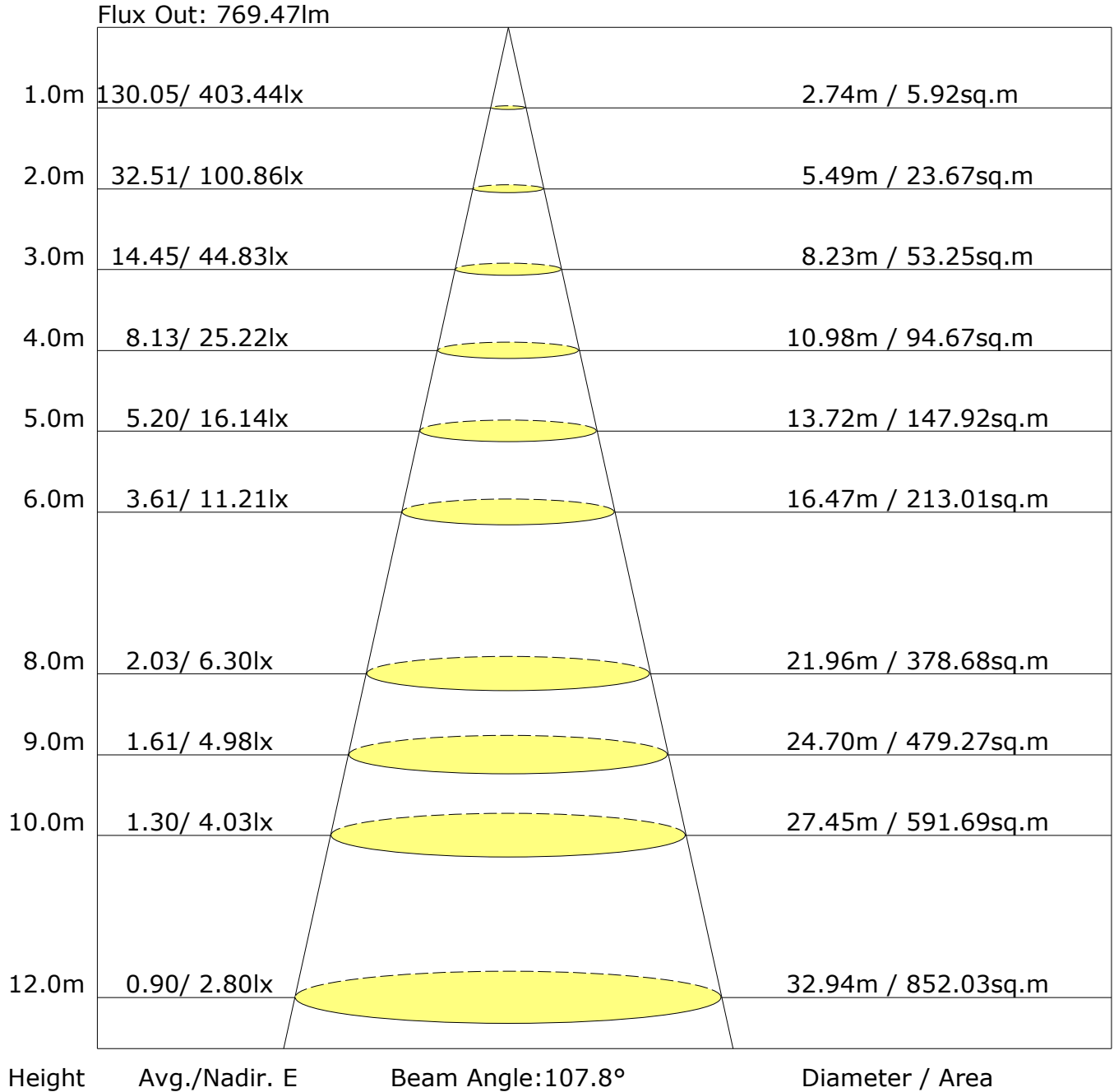


Lowest(m): 1.0m	Highest(m): 11.0m	Max Lux: 403.4 lx
— (30%): 121.0 lx	— (40%): 161.4 lx	
— (50%): 201.7 lx	— (60%): 242.1 lx	
— (70%): 282.4 lx	— (80%): 322.8 lx	
— (90%): 363.1 lx	— (100%): 403.4 lx	
— (120%): 484.1 lx	— (150%): 605.2 lx	

C Plane (°):0.0-360.0: 45.0
Test Lab: Inventfine instruments
Test Type: TYPE C
Temperature: 26
Operator: Jacky tang

Gamma Plane (°):0.0-180.0:1.0
Test Device: GPM-1800B
Distance: 7.970 m
Humidity: 55
Inspector:

The Average Illuminance Effective Figure



UGR Table

Reflectance:										
Ceiling (cavity)	0.7	0.7	0.5	0.5	0.3	0.7	0.7	0.5	0.5	0.3
Wall	0.5	0.3	0.5	0.3	0.3	0.5	0.3	0.5	0.3	0.3
Reference plane	0.2	0.2	0.2	0.2	0.2	0.2	0.2	0.2	0.2	0.2
Room dimensions	Viewed crosswise					Viewed endwise				
X=2H Y=2H	-1.\$	-1.\$	-1.\$	-1.\$	-1.\$	-1.\$	-1.\$	-1.\$	-1.\$	-1.\$
3H	-1.\$	-1.\$	-1.\$	-1.\$	-1.\$	-1.\$	-1.\$	-1.\$	-1.\$	-1.\$
4H	-1.\$	-1.\$	-1.\$	-1.\$	-1.\$	-1.\$	-1.\$	-1.\$	-1.\$	-1.\$
6H	-1.\$	-1.\$	-1.\$	-1.\$	-1.\$	-1.\$	-1.\$	-1.\$	-1.\$	-1.\$
8H	-1.\$	-1.\$	-1.\$	-1.\$	-1.\$	-1.\$	-1.\$	-1.\$	-1.\$	-1.\$
12H	-1.\$	-1.\$	-1.\$	-1.\$	-1.\$	-1.\$	-1.\$	-1.\$	-1.\$	-1.\$
X=4H Y=2H	-1.\$	-1.\$	-1.\$	-1.\$	-1.\$	-1.\$	-1.\$	-1.\$	-1.\$	-1.\$
3H	-1.\$	-1.\$	-1.\$	-1.\$	-1.\$	-1.\$	-1.\$	-1.\$	-1.\$	-1.\$
4H	-1.\$	-1.\$	-1.\$	-1.\$	-1.\$	-1.\$	-1.\$	-1.\$	-1.\$	-1.\$
6H	-1.\$	-1.\$	-1.\$	-1.\$	-1.\$	-1.\$	-1.\$	-1.\$	-1.\$	-1.\$
8H	-1.\$	-1.\$	-1.\$	-1.\$	-1.\$	-1.\$	-1.\$	-1.\$	-1.\$	-1.\$
12H	-1.\$	-1.\$	-1.\$	-1.\$	-1.\$	-1.\$	-1.\$	-1.\$	-1.\$	-1.\$
X=8H Y=4H	-1.\$	-1.\$	-1.\$	-1.\$	-1.\$	-1.\$	-1.\$	-1.\$	-1.\$	-1.\$
6H	-1.\$	-1.\$	-1.\$	-1.\$	-1.\$	-1.\$	-1.\$	-1.\$	-1.\$	-1.\$
8H	-1.\$	-1.\$	-1.\$	-1.\$	-1.\$	-1.\$	-1.\$	-1.\$	-1.\$	-1.\$
12H	-1.\$	-1.\$	-1.\$	-1.\$	-1.\$	-1.\$	-1.\$	-1.\$	-1.\$	-1.\$
X=12H Y=4H	-1.\$	-1.\$	-1.\$	-1.\$	-1.\$	-1.\$	-1.\$	-1.\$	-1.\$	-1.\$
6H	-1.\$	-1.\$	-1.\$	-1.\$	-1.\$	-1.\$	-1.\$	-1.\$	-1.\$	-1.\$
8H	-1.\$	-1.\$	-1.\$	-1.\$	-1.\$	-1.\$	-1.\$	-1.\$	-1.\$	-1.\$
Variations with the observer position at spacings:										
S=1.0H	-1.\$/-1.\$					-1.\$/-1.\$				
S=1.5H	-1.\$/-1.\$					-1.\$/-1.\$				
S=2.0H	-1.\$/-1.\$					-1.\$/-1.\$				

Calculate in accordance with CIE Pub.117. The table is revised with $1015lm$ ($8\log(F/F_0) = 0.1$).

C Plane (°):0.0-360.0: 45.0
Test Lab: Inventfine instruments
Test Type: TYPE C
Temperature: 26
Operator: Jacky tang

Gamma Plane (°):0.0-180.0:1.0
Test Device: GPM-1800B
Distance: 7.970 m
Humidity: 55
Inspector:

Candlepower Table

Unit: cd

G\C	C0.0	C45.0	C90.0	C135.0	C180.0	C225.0	C270.0	C315.0	C360.0	
G0.0	403.4	398.5	394.2	391.0	403.4	398.5	394.2	391.0	403.4	
G1.0	402.9	398.0	394.0	391.6	403.6	399.1	394.0	391.7	402.9	
G2.0	402.5	398.0	394.3	393.5	403.9	399.5	393.6	392.3	402.5	
G3.0	401.5	398.1	394.5	395.3	403.8	399.3	392.6	392.8	401.5	
G4.0	400.6	398.4	394.9	395.7	403.6	399.1	392.0	392.5	400.6	
G5.0	400.1	398.3	395.2	395.3	403.2	398.6	391.5	391.0	400.1	
G6.0	400.1	398.0	395.5	394.7	403.1	397.7	390.8	388.4	400.1	
G7.0	399.9	397.0	395.1	393.4	402.8	396.8	390.4	385.2	399.9	
G8.0	398.6	395.7	394.7	392.3	402.1	395.9	389.4	383.0	398.6	
G9.0	396.9	394.0	393.8	391.6	401.3	394.8	387.9	382.9	396.9	
G10.0	395.0	392.2	392.9	391.9	400.1	393.3	386.6	383.2	395.0	
G11.0	393.6	390.3	392.1	392.0	399.2	391.3	385.1	382.6	393.6	
G12.0	392.4	388.5	391.2	391.4	398.1	389.9	383.5	380.7	392.4	
G13.0	391.3	386.7	390.5	390.4	396.9	388.3	381.8	377.0	391.3	
G14.0	389.7	385.2	389.2	389.4	395.3	386.9	379.9	372.8	389.7	
G15.0	387.1	383.9	387.5	387.5	393.3	384.7	377.6	369.5	387.1	
G16.0	385.0	382.1	385.7	386.2	390.8	382.9	374.9	367.9	385.0	
G17.0	382.7	379.9	383.7	384.4	388.2	380.4	372.6	367.0	382.7	
G18.0	380.0	377.9	381.2	382.3	385.5	377.1	369.8	366.0	380.0	
G19.0	376.9	375.1	379.2	379.5	382.9	374.4	367.0	362.8	376.9	
G20.0	373.7	372.1	377.4	376.1	380.2	371.4	363.6	359.1	373.7	
G21.0	370.9	368.2	374.8	373.1	376.8	368.4	359.1	354.4	370.9	
G22.0	369.0	364.4	372.0	370.5	372.5	364.9	354.9	351.0	369.0	
G23.0	366.2	360.9	368.5	367.6	367.4	362.2	350.9	347.7	366.2	
G24.0	362.1	357.6	364.9	364.0	363.5	359.5	346.8	345.4	362.1	
G25.0	355.9	354.8	361.8	360.7	359.5	356.1	342.5	343.6	355.9	
G26.0	351.7	351.8	358.6	357.0	356.4	351.7	337.8	340.6	351.7	
G27.0	349.7	348.8	354.7	353.3	352.3	347.8	332.8	335.9	349.7	
G28.0	348.3	344.9	350.5	349.3	347.9	343.5	327.6	330.6	348.3	
G29.0	345.0	340.4	346.3	344.5	343.0	338.6	322.8	324.8	345.0	
G30.0	340.2	335.2	342.2	339.7	337.9	334.0	318.2	320.1	340.2	
G31.0	335.3	330.5	338.6	335.3	332.3	328.9	313.6	318.0	335.3	
G32.0	331.4	325.4	334.6	330.6	327.1	323.6	308.3	316.1	331.4	
G33.0	327.9	320.1	330.3	326.3	322.3	318.5	303.1	311.6	327.9	
G34.0	324.0	315.4	325.8	321.0	317.5	313.4	299.1	304.3	324.0	
G35.0	319.4	311.0	321.6	316.0	312.6	308.3	294.0	298.6	319.4	
G36.0	314.5	307.0	317.4	311.7	307.0	303.0	289.2	295.0	314.5	

C Plane (°):0.0-360.0: 45.0
Test Lab: Inventfine instruments
Test Type: TYPE C
Temperature: 26
Operator: Jacky tang

Gamma Plane (°):0.0-180.0:1.0
Test Device: GPM-1800B
Distance: 7.970 m
Humidity: 55
Inspector:

Candlepower Table (Continue 1)

Unit: cd

G\C	C0.0	C45.0	C90.0	C135.0	C180.0	C225.0	C270.0	C315.0	C360.0	
G37.0	310.0	302.1	313.0	306.8	301.3	297.0	284.5	291.2	310.0	
G38.0	305.6	296.1	307.9	300.7	295.6	289.9	278.9	285.2	305.6	
G39.0	301.5	289.3	302.9	295.6	290.3	283.8	273.6	279.8	301.5	
G40.0	296.1	283.2	298.1	290.7	284.8	278.3	268.2	274.8	296.1	
G41.0	290.3	277.4	293.0	285.5	279.3	272.5	262.0	269.0	290.3	
G42.0	285.5	271.2	287.5	279.1	273.4	265.9	256.1	261.1	285.5	
G43.0	281.5	264.2	282.1	273.7	267.7	259.8	249.6	254.0	281.5	
G44.0	275.2	257.8	276.8	268.3	262.2	253.9	243.1	246.8	275.2	
G45.0	266.9	252.0	271.3	261.6	255.6	247.9	235.9	238.9	266.9	
G46.0	261.0	246.1	266.2	255.7	249.7	241.3	228.6	234.9	261.0	
G47.0	256.0	239.4	260.4	250.1	243.9	235.4	221.5	230.1	256.0	
G48.0	250.8	231.6	254.2	243.1	237.6	228.8	214.3	220.7	250.8	
G49.0	242.9	223.4	247.8	236.3	230.9	222.4	207.6	215.1	242.9	
G50.0	234.3	216.6	241.5	229.7	224.5	215.8	200.4	208.6	234.3	
G51.0	227.8	210.6	234.5	221.9	218.0	208.0	193.8	199.9	227.8	
G52.0	221.7	204.1	226.4	214.9	211.5	201.8	186.6	194.0	221.7	
G53.0	214.1	196.1	218.8	207.0	203.4	195.8	179.3	184.9	214.1	
G54.0	206.8	188.8	210.9	199.1	196.1	187.7	171.8	177.5	206.8	
G55.0	199.3	182.6	202.9	190.9	188.3	181.2	164.1	170.1	199.3	
G56.0	191.8	176.1	195.0	183.0	180.5	173.9	156.4	163.9	191.8	
G57.0	186.0	171.2	186.6	174.6	171.2	166.4	148.1	156.0	186.0	
G58.0	177.4	165.8	178.0	166.5	163.3	156.5	139.6	150.4	177.4	
G59.0	169.8	159.0	169.6	157.1	155.1	148.8	132.3	144.6	169.8	
G60.0	163.1	153.3	159.5	149.8	144.6	140.4	124.0	138.0	163.1	
G61.0	155.2	147.9	150.2	142.2	136.6	129.1	115.5	133.4	155.2	
G62.0	147.6	142.6	140.5	133.8	129.0	119.5	108.2	126.0	147.6	
G63.0	141.1	135.2	130.6	124.9	119.7	110.1	100.6	119.4	141.1	
G64.0	132.3	128.7	120.7	117.7	112.8	98.8	92.6	109.6	132.3	
G65.0	121.0	121.9	111.7	110.0	104.3	90.6	85.8	98.9	121.0	
G66.0	106.1	115.3	103.0	102.8	96.1	80.0	78.9	87.9	106.1	
G67.0	93.2	106.8	94.2	95.0	89.6	70.4	72.5	76.0	93.2	
G68.0	78.4	99.8	86.2	84.3	82.0	61.1	66.9	64.5	78.4	
G69.0	67.5	92.5	78.9	76.1	71.2	52.5	59.6	57.3	67.5	
G70.0	60.8	84.2	71.4	69.1	59.9	43.0	53.8	52.8	60.8	
G71.0	57.1	77.5	65.3	61.0	49.7	35.1	50.1	50.1	57.1	
G72.0	54.3	70.2	60.4	55.6	42.2	27.3	45.0	48.8	54.3	
G73.0	51.9	62.7	54.2	49.9	35.5	21.4	39.5	46.9	51.9	

C Plane (°):0.0-360.0: 45.0
Test Lab: Inventfine instruments
Test Type: TYPE C
Temperature: 26
Operator: Jacky tang

Gamma Plane (°):0.0-180.0:1.0
Test Device: GPM-1800B
Distance: 7.970 m
Humidity: 55
Inspector:

Candlepower Table (Continue 2)

Unit: cd

G\C	C0.0	C45.0	C90.0	C135.0	C180.0	C225.0	C270.0	C315.0	C360.0	
G74.0	49.4	52.9	47.2	43.1	28.6	16.1	32.4	36.4	49.4	
G75.0	37.2	45.7	40.4	37.1	21.8	10.9	21.0	34.4	37.2	
G76.0	31.1	39.1	32.0	32.7	18.9	7.5	10.6	35.7	31.1	
G77.0	38.1	27.2	26.5	28.5	13.7	6.1	7.4	36.0	38.1	
G78.0	31.2	18.7	20.2	24.6	8.4	5.1	5.9	13.6	31.2	
G79.0	14.7	16.4	10.8	13.8	4.8	4.3	4.8	9.1	14.7	
G80.0	11.4	14.6	8.1	8.3	4.0	3.5	4.0	7.8	11.4	
G81.0	10.1	10.6	6.7	6.9	3.4	2.8	3.3	7.0	10.1	
G82.0	8.8	8.6	5.6	6.1	2.8	2.1	2.7	5.8	8.8	
G83.0	7.0	7.5	4.5	5.2	2.3	1.6	2.0	4.0	7.0	
G84.0	5.5	6.6	3.6	4.4	1.8	1.3	1.6	3.0	5.5	
G85.0	3.5	5.8	2.8	3.7	1.3	0.9	1.1	2.2	3.5	
G86.0	2.0	5.1	2.1	3.1	0.7	0.5	0.8	1.3	2.0	
G87.0	1.1	3.6	1.5	2.4	0.5	0.2	0.5	0.7	1.1	
G88.0	0.8	2.3	0.9	1.6	0.4	0.2	0.4	0.6	0.8	
G89.0	0.6	0.6	0.7	1.1	0.4	0.2	0.3	0.5	0.6	
G90.0	0.4	0.4	0.5	0.8	0.3	0.2	0.3	0.5	0.4	
G91.0	0.4	0.3	0.4	0.8	0.3	0.2	0.3	0.5	0.4	
G92.0	0.4	0.3	0.4	0.7	0.2	0.2	0.1	0.4	0.4	
G93.0	0.3	0.3	0.4	0.7	0.2	0.2	0.3	0.5	0.3	
G94.0	0.3	0.3	0.4	0.6	0.2	0.2	0.3	0.5	0.3	
G95.0	0.4	0.4	0.4	0.7	0.2	0.2	0.3	0.6	0.4	
G96.0	0.4	0.3	0.4	0.7	0.2	0.2	0.3	0.9	0.4	
G97.0	0.4	0.4	0.4	0.7	0.2	0.2	0.3	0.6	0.4	
G98.0	0.4	0.4	0.5	0.8	0.2	0.2	0.3	0.5	0.4	
G99.0	0.5	0.4	0.5	0.8	0.2	0.3	0.3	0.4	0.5	
G100.0	0.5	0.5	0.5	0.8	0.2	0.3	0.4	0.5	0.5	
G101.0	0.6	0.5	0.6	0.8	0.2	0.3	0.4	0.5	0.6	
G102.0	0.6	0.6	0.6	0.9	0.3	0.3	0.4	0.6	0.6	
G103.0	0.7	0.6	0.6	0.9	0.3	0.4	0.4	0.5	0.7	
G104.0	0.7	0.7	0.7	0.9	0.3	0.4	0.4	0.5	0.7	
G105.0	0.8	0.7	0.7	0.9	0.3	0.4	0.5	0.6	0.8	
G106.0	0.9	0.8	0.8	1.0	0.4	0.4	0.5	0.6	0.9	
G107.0	0.9	0.8	0.9	1.1	0.3	0.4	0.5	0.6	0.9	
G108.0	1.0	0.9	0.9	1.1	0.4	0.5	0.5	0.6	1.0	
G109.0	1.1	1.0	0.9	1.2	0.4	0.5	0.5	0.6	1.1	
G110.0	1.1	1.0	1.0	1.2	0.4	0.6	0.6	0.7	1.1	

C Plane (°):0.0-360.0: 45.0
Test Lab: Inventfine instruments
Test Type: TYPE C
Temperature: 26
Operator: Jacky tang

Gamma Plane (°):0.0-180.0:1.0
Test Device: GPM-1800B
Distance: 7.970 m
Humidity: 55
Inspector:

Candlepower Table (Continue 3)

Unit: cd

G\C	C0.0	C45.0	C90.0	C135.0	C180.0	C225.0	C270.0	C315.0	C360.0	
G111.0	1.2	1.1	1.1	1.3	0.4	0.6	0.6	0.7	1.2	
G112.0	1.2	1.2	1.2	1.3	0.8	0.6	0.6	0.7	1.2	
G113.0	1.3	1.2	1.2	1.4	0.5	0.6	0.7	0.8	1.3	
G114.0	1.4	1.3	1.3	1.5	0.5	0.7	0.7	0.8	1.4	
G115.0	1.4	1.3	1.4	1.6	0.5	0.7	0.8	0.8	1.4	
G116.0	1.5	1.5	1.4	1.6	0.6	0.8	0.8	0.8	1.5	
G117.0	1.5	1.5	1.5	1.6	0.6	0.8	0.8	0.9	1.5	
G118.0	1.5	1.6	1.6	1.7	0.7	0.8	0.8	0.9	1.5	
G119.0	1.7	1.7	1.6	1.8	0.7	0.8	0.9	0.9	1.7	
G120.0	1.8	1.7	1.7	1.9	0.7	0.9	0.9	0.9	1.8	
G121.0	1.8	1.8	1.8	1.9	0.8	0.9	1.0	1.0	1.8	
G122.0	1.9	1.9	1.9	2.0	0.8	1.0	1.0	1.0	1.9	
G123.0	1.9	2.0	1.9	2.1	0.9	1.0	1.1	1.1	1.9	
G124.0	2.0	2.0	2.0	2.1	1.0	1.1	1.1	1.1	2.0	
G125.0	2.1	2.1	2.1	2.2	1.1	1.1	1.2	1.2	2.1	
G126.0	2.1	2.1	2.1	2.2	1.1	1.1	1.2	1.2	2.1	
G127.0	2.3	2.3	2.2	2.3	1.1	1.1	1.3	1.3	2.3	
G128.0	2.3	2.3	2.2	2.4	0.9	1.2	1.3	1.3	2.3	
G129.0	2.4	2.4	2.3	2.5	1.2	1.3	1.3	1.4	2.4	
G130.0	2.4	2.5	2.4	2.5	1.2	1.3	1.3	1.4	2.4	
G131.0	2.5	2.5	2.4	2.6	1.3	1.3	1.4	1.5	2.5	
G132.0	2.6	2.6	2.5	2.6	1.4	1.4	1.4	1.5	2.6	
G133.0	2.7	2.6	2.6	2.7	1.4	1.5	1.5	1.6	2.7	
G134.0	2.7	2.7	3.0	2.8	1.4	1.5	1.5	1.6	2.7	
G135.0	2.8	2.8	2.7	2.8	1.5	1.6	1.6	1.7	2.8	
G136.0	2.8	2.8	2.8	2.9	1.5	1.6	1.6	1.7	2.8	
G137.0	2.9	2.8	2.9	2.9	1.6	1.7	1.7	1.8	2.9	
G138.0	3.0	3.0	2.9	3.0	1.6	1.7	1.7	1.8	3.0	
G139.0	3.0	3.0	3.0	3.1	1.7	1.8	1.8	1.9	3.0	
G140.0	3.1	3.1	3.0	3.1	1.7	1.8	1.8	1.9	3.1	
G141.0	3.1	3.1	3.1	3.2	1.8	1.9	1.9	2.0	3.1	
G142.0	3.2	3.2	3.1	3.2	1.8	1.9	2.0	2.0	3.2	
G143.0	3.3	3.2	3.2	3.3	1.9	2.0	2.0	2.1	3.3	
G144.0	3.3	3.3	3.3	3.3	1.9	2.0	2.0	2.1	3.3	
G145.0	3.3	3.3	3.3	3.3	1.9	2.1	2.1	2.1	3.3	
G146.0	3.4	3.4	3.4	3.4	2.0	2.1	2.1	2.2	3.4	
G147.0	3.4	3.4	3.2	3.4	2.0	2.1	2.2	2.2	3.4	

C Plane (°):0.0-360.0: 45.0
Test Lab: Inventfine instruments
Test Type: TYPE C
Temperature: 26
Operator: Jacky tang

Gamma Plane (°):0.0-180.0:1.0
Test Device: GPM-1800B
Distance: 7.970 m
Humidity: 55
Inspector:

Candlepower Table (Continue 4)

Unit: cd

G\C	C0.0	C45.0	C90.0	C135.0	C180.0	C225.0	C270.0	C315.0	C360.0	
G148.0	3.5	3.4	3.4	3.5	2.1	2.2	2.2	2.3	3.5	
G149.0	3.5	3.5	3.5	3.5	2.1	2.2	2.3	2.4	3.5	
G150.0	3.5	3.5	3.5	3.5	2.2	2.3	2.3	2.4	3.5	
G151.0	3.6	3.5	3.5	3.5	2.2	2.3	2.3	2.4	3.6	
G152.0	3.6	3.6	3.6	3.5	2.3	2.3	2.4	2.5	3.6	
G153.0	3.6	3.6	3.6	3.5	2.3	2.4	2.5	2.5	3.6	
G154.0	3.6	3.6	3.6	3.6	2.3	2.4	2.5	2.5	3.6	
G155.0	3.7	3.6	3.6	3.6	2.4	2.5	2.5	2.6	3.7	
G156.0	3.7	3.7	3.7	3.6	2.4	2.5	2.6	2.6	3.7	
G157.0	3.7	3.7	3.7	3.7	2.5	2.6	2.6	2.6	3.7	
G158.0	3.7	3.7	3.7	3.7	2.5	2.6	2.7	2.7	3.7	
G159.0	3.7	3.7	3.7	3.7	2.6	2.7	2.8	2.8	3.7	
G160.0	3.7	3.8	3.7	3.7	2.6	2.7	2.8	2.8	3.7	
G161.0	3.8	3.7	3.8	3.7	2.7	2.8	2.8	2.8	3.8	
G162.0	3.7	3.7	3.7	3.7	2.7	2.8	2.9	2.9	3.7	
G163.0	3.7	3.7	3.8	3.7	2.8	2.9	3.0	2.9	3.7	
G164.0	3.8	3.7	3.7	3.7	2.8	2.9	3.0	3.0	3.8	
G165.0	3.8	3.7	3.7	3.7	2.9	3.0	3.1	3.0	3.8	
G166.0	3.7	3.7	3.8	3.7	2.9	3.0	3.1	3.1	3.7	
G167.0	3.7	3.7	3.8	3.8	3.0	3.1	3.2	3.2	3.7	
G168.0	3.7	3.8	3.8	3.8	3.1	3.2	3.2	3.2	3.7	
G169.0	3.7	3.7	3.8	3.7	3.1	3.2	3.3	3.3	3.7	
G170.0	3.8	3.8	3.7	3.7	3.2	3.3	3.3	3.3	3.8	
G171.0	3.7	3.7	3.8	3.8	3.3	3.4	3.4	3.3	3.7	
G172.0	3.8	3.8	3.8	3.8	3.3	3.4	3.4	3.4	3.8	
G173.0	3.8	3.7	3.8	3.8	3.3	3.5	3.5	3.4	3.8	
G174.0	3.7	3.7	3.8	3.8	3.4	3.5	3.5	3.5	3.7	
G175.0	3.7	3.7	3.8	3.8	3.4	3.5	3.6	3.5	3.7	
G176.0	3.7	3.7	3.7	3.7	3.4	3.6	3.6	3.5	3.7	
G177.0	3.7	3.7	3.7	3.7	3.5	3.6	3.6	3.6	3.7	
G178.0	3.7	3.7	3.7	3.7	3.5	3.6	3.6	3.6	3.7	
G179.0	3.6	3.7	3.7	3.7	3.5	3.7	3.6	3.6	3.6	
G180.0	3.7	3.7	3.7	3.6	3.5	3.7	3.7	3.6	3.7	

C Plane (°):0.0-360.0: 45.0
 Test Lab: Inventfine instruments
 Test Type: TYPE C
 Temperature: 26
 Operator: Jacky tang

Gamma Plane (°):0.0-180.0:1.0
 Test Device: GPM-1800B
 Distance: 7.970 m
 Humidity: 55
 Inspector: