

Report No.: 1

Test Time: 2019/1/22 16:57

Luminaire Property

Luminaire Manufacturer:

Luminaire Description: LAL105-10W-3000K Voltage: 110.0 V

Current: 0.100 A

Power: 10.91 W

Power Factor: 0.989

Photometric Results

CIE Class: Direct

Measurement Flux: 846.4 lm

Downward Ratio: 99%

Horizontal Diffuse Angle(50%): H89.2

Vertical Diffuse Angle(50%): V62.7

Luminaire Efficacy Rating (LER): 77.63

Max. Intensity: 613.09 cd

S/MH(C0/C180): 1.17

Total Rated Lamp Lumens: 846.4 lm

Efficiency: 100%

Upward Ratio: 1%

Central Intensity: 612.51 cd

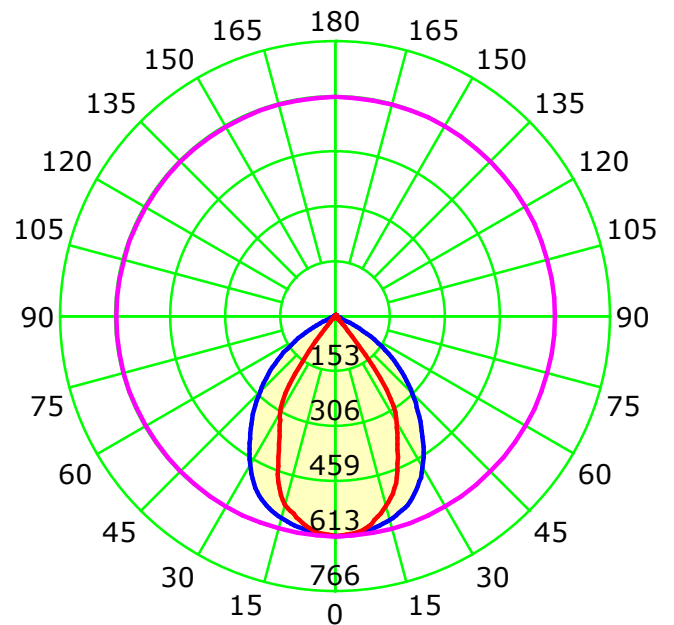
Pos of Max. Intensity: H0 V1

S/MH(C90/C270): 0.90

Picture Of Luminaire



Luminous Intensity Distribution Curve



Unit: cd

Average Diffuse Angle(50%): 75.9°

— C0-C180 — C90-C270 — G1

C Plane (°):0.0-360.0: 45.0

Test Lab: Inventfine instruments

Test Type: TYPE C

Temperature: 26

Operator: Jacky tang

Gamma Plane (°):0.0-180.0:1.0

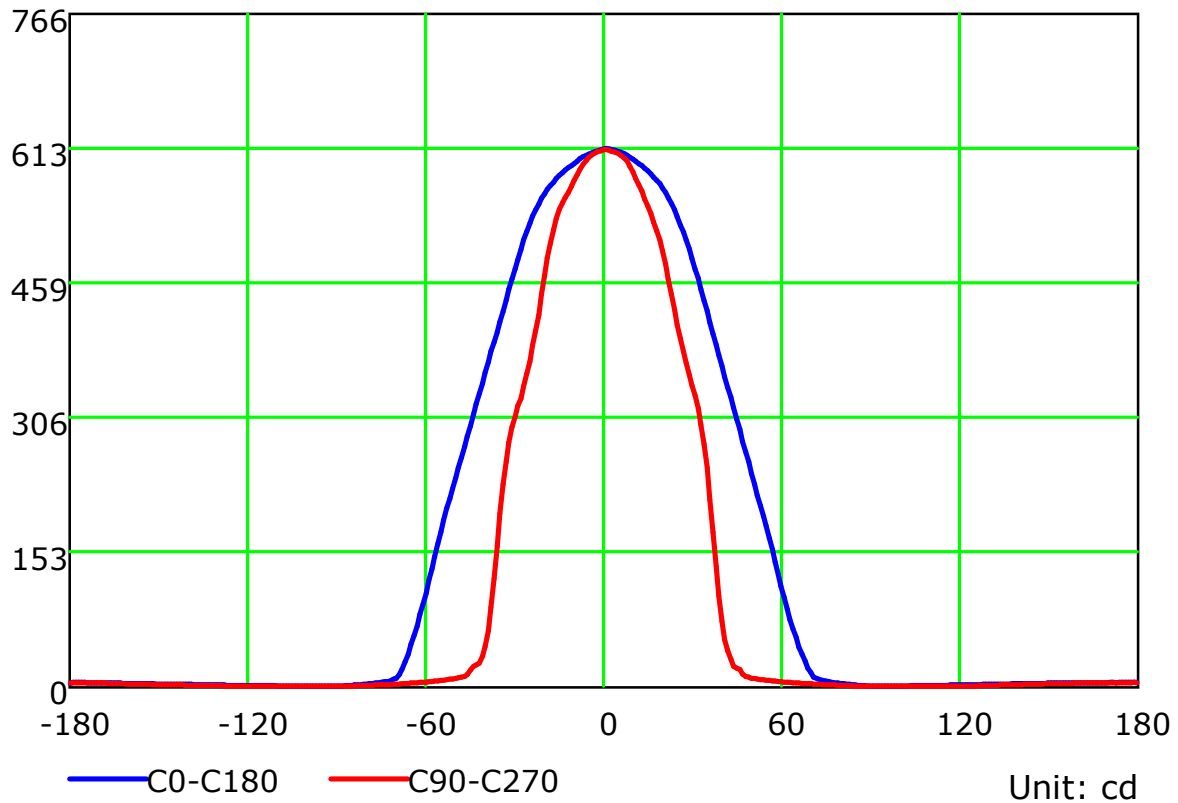
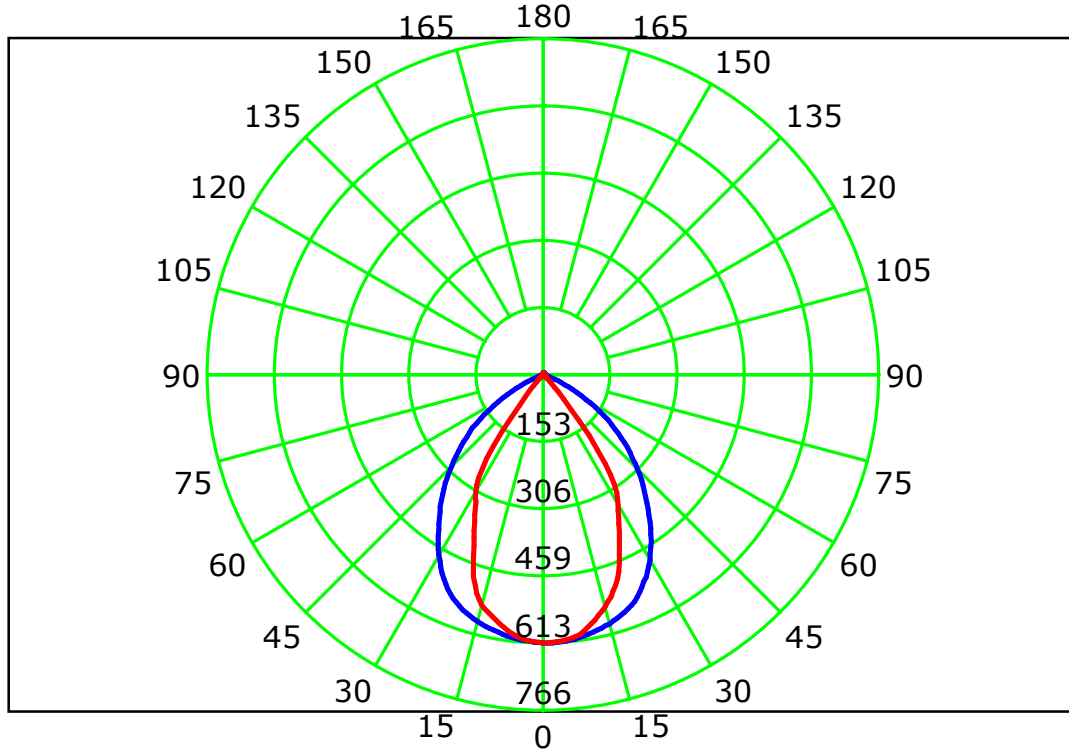
Test Device: GPM-1800B

Distance: 7.970 m

Humidity: 55

Inspector:

Luminous Intensity Distribution Curve



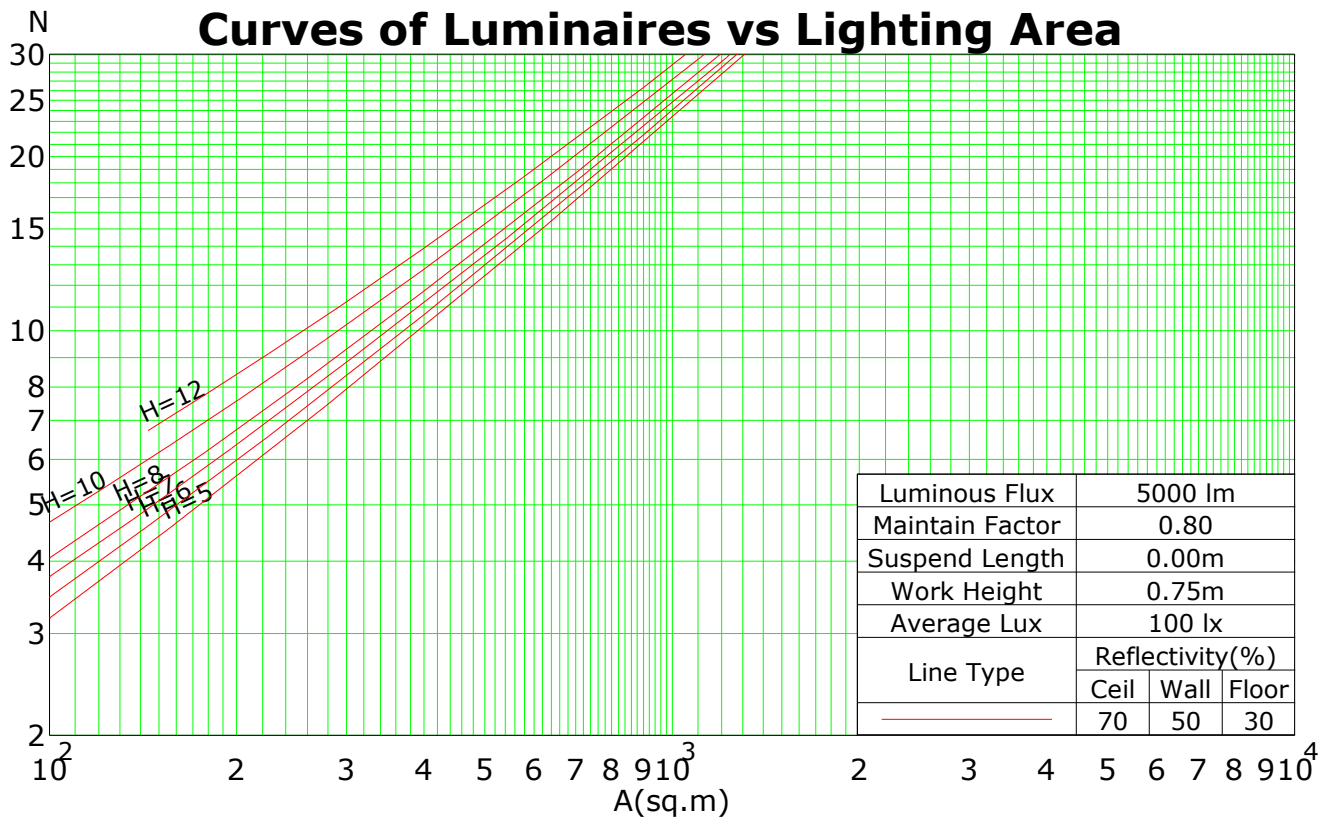
C Plane (°):0.0-360.0: 45.0
Test Lab: Inventfine instruments
Test Type: TYPE C
Temperature: 26
Operator: Jacky tang

Gamma Plane (°):0.0-180.0:1.0
Test Device: GPM-1800B
Distance: 7.970 m
Humidity: 55
Inspector:

Coefficients Of Utilization - Zonal Cavity Method

RC	0.8	0.8	0.8	0.8	0.7	0.7	0.7	0.7	0.5	0.5	0.5	0.3	0.3	0.3	0.1	0.1	0.1	0
RW	0.7	0.5	0.3	0.1	0.7	0.5	0.3	0.1	0.5	0.3	0.1	0.5	0.3	0.1	0.5	0.3	0.1	0
RCR	RF = 0.2																	
0	119	119	119	119	116	116	116	116	111	111	111	106	106	106	101	101	101	99
1	112	109	106	103	110	107	104	102	102	100	98	98	97	95	95	94	92	90
2	105	99	95	91	103	98	93	90	94	91	87	91	88	85	88	86	83	82
3	99	91	85	80	96	89	84	80	87	82	78	84	80	77	81	78	75	74
4	92	83	77	72	90	82	76	71	80	75	70	78	73	69	75	72	68	67
5	87	77	70	65	85	76	69	64	74	68	64	72	67	63	70	66	62	61
6	81	71	64	59	80	70	63	58	68	62	58	67	61	57	65	61	57	55
7	76	66	58	54	75	65	58	53	63	57	53	62	57	53	61	56	52	51
8	72	61	54	49	70	60	54	49	59	53	49	58	52	48	57	52	48	46
9	68	57	50	45	67	56	50	45	55	49	45	54	49	45	53	48	44	43
10	64	53	46	42	63	52	46	42	51	46	42	51	45	41	50	45	41	40

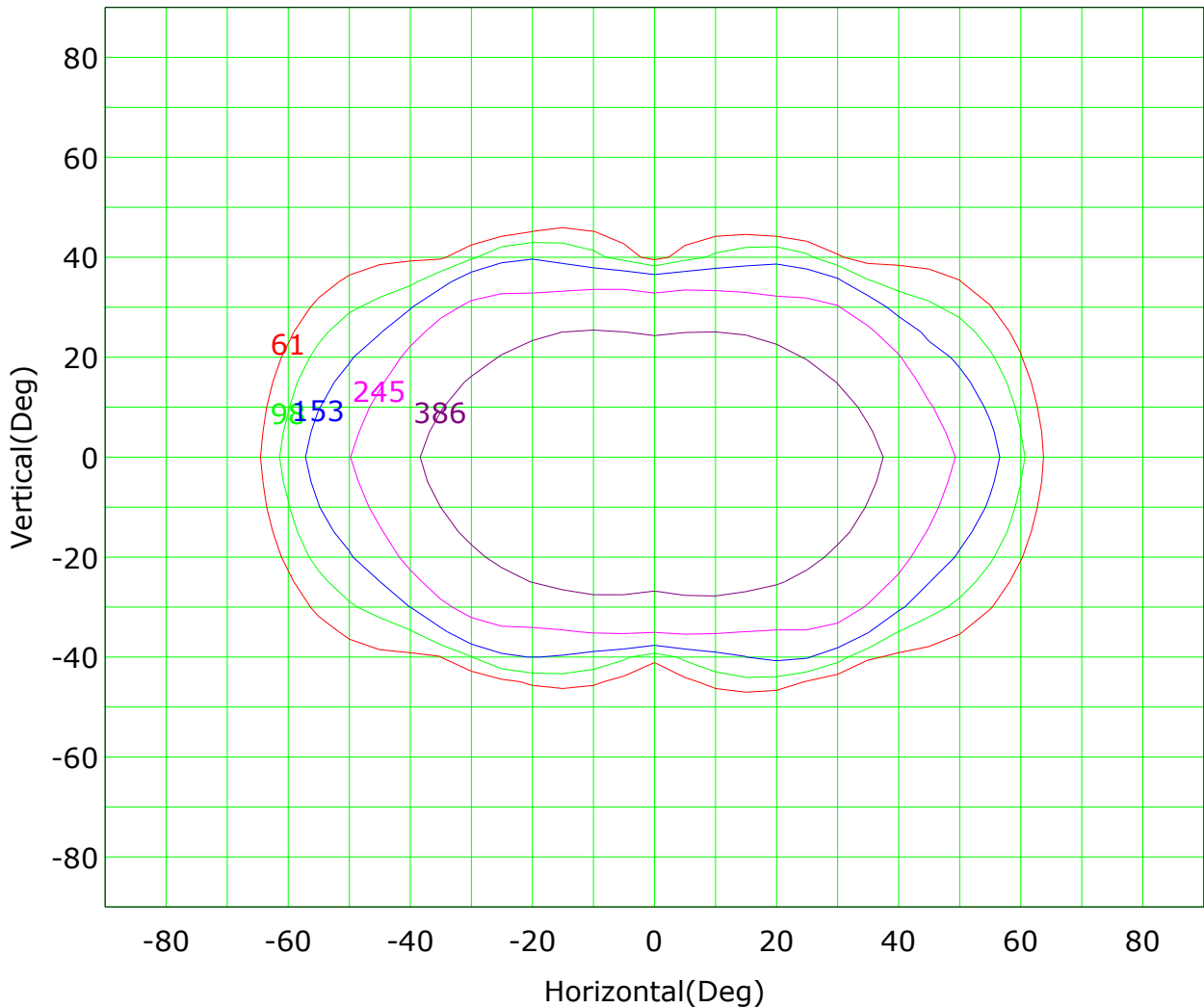
Spacing Criteria (0-180): 1.17
 Spacing Criteria (90-270): 0.90
 Spacing Criteria (Diagonal): 1.08



C Plane (°):0.0-360.0: 45.0
 Test Lab: Inventfine instruments
 Test Type: TYPE C
 Temperature: 26
 Operator: Jacky tang

Gamma Plane (°):0.0-180.0:1.0
 Test Device: GPM-1800B
 Distance: 7.970 m
 Humidity: 55
 Inspector:

Isocandela (rectangle)



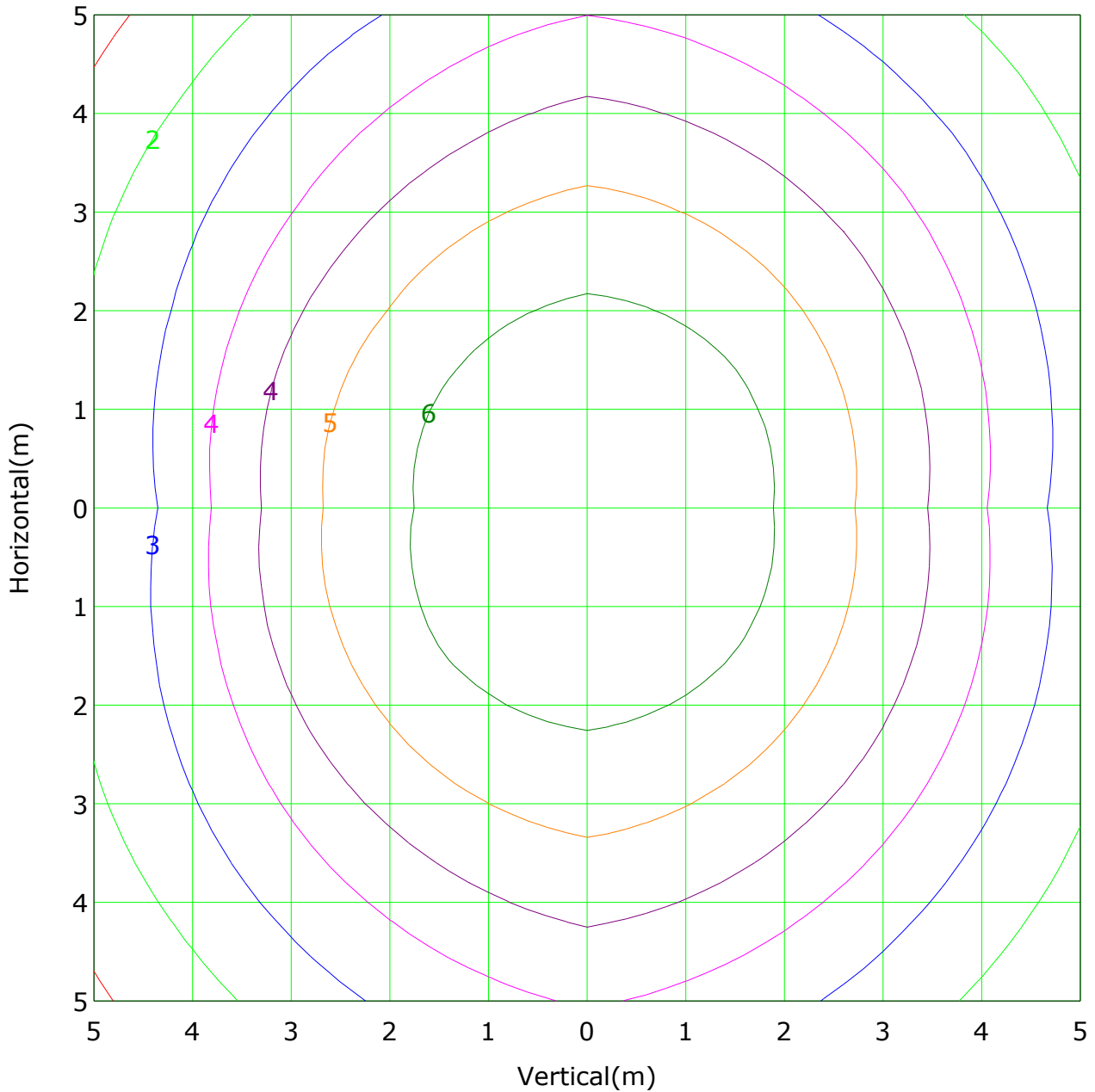
Imax (100%): 613 cd

— (10%):	61 cd	— (16%):	98 cd
— (25%):	153 cd	— (40%):	245 cd
— (63%):	386 cd	— (100%):	613 cd

C Plane (°):0.0-360.0: 45.0
Test Lab: Inventfine instruments
Test Type: TYPE C
Temperature: 26
Operator: Jacky tang

Gamma Plane (°):0.0-180.0:1.0
Test Device: GPM-1800B
Distance: 7.970 m
Humidity: 55
Inspector:

IsoLux Plot



Mounting Height: 10.0m Max Lux(100%): 6.1 lx

— (30%): 1.8 lx	— (40%): 2.5 lx
— (50%): 3.1 lx	— (60%): 3.7 lx
— (70%): 4.3 lx	— (80%): 4.9 lx
— (90%): 5.5 lx	— (100%): 6.1 lx
— (120%): 7.4 lx	— (150%): 9.2 lx

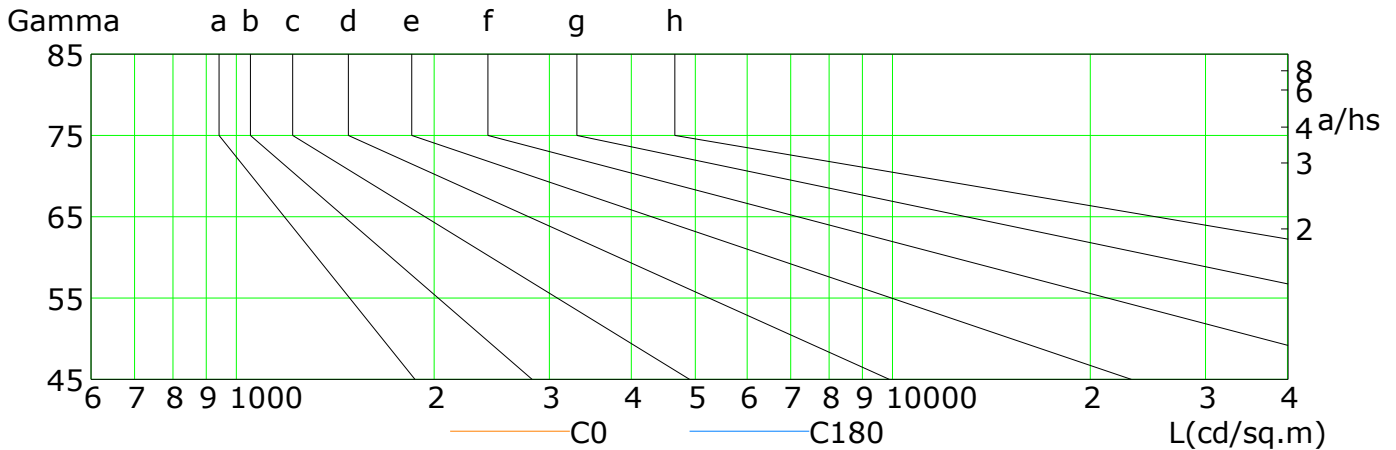
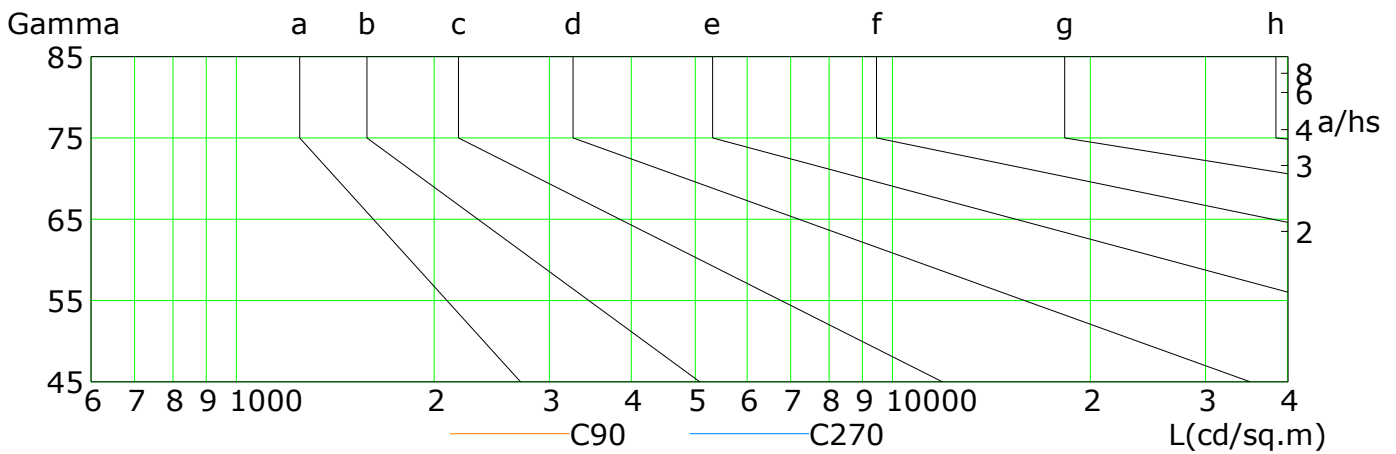
C Plane (°):0.0-360.0: 45.0
Test Lab: Inventfine instruments
Test Type: TYPE C
Temperature: 26
Operator: Jacky tang

Gamma Plane (°):0.0-180.0:1.0
Test Device: GPM-1800B
Distance: 7.970 m
Humidity: 55
Inspector:

Lum Limit Curve

Dazzle	Quality	Illuminance (lx)							
		2000	1000	500	<=300				
1.15	A	2000	1000	500	<=300				
1.50	B		2000	1000	500	<=300			
1.85	C			2000	1000	500	<=300		
2.20	D				2000	1000	500	<=300	
2.55	E					2000	1000	500	<=300

a b c d e f g h

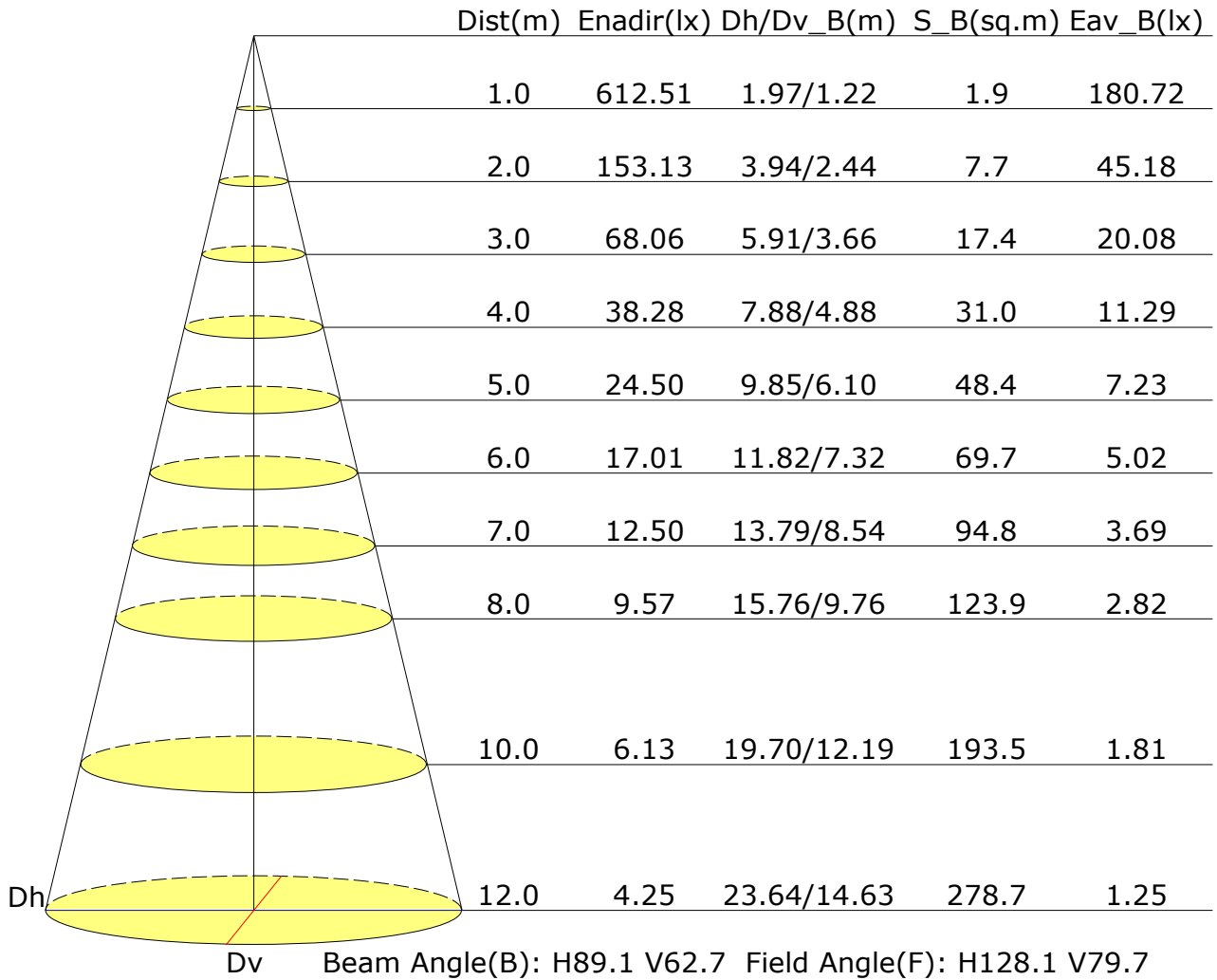


L(cd/sq.m)	G45	G50	G55	G60	G65	G70	G75	G80	G85
C0	305	242	183	114	55	15	6	3	2
C90	21	9	7	5	4	3	2	1	0
C180	297	238	176	106	48	9	5	3	1
C270	18	9	7	5	4	3	2	1	0

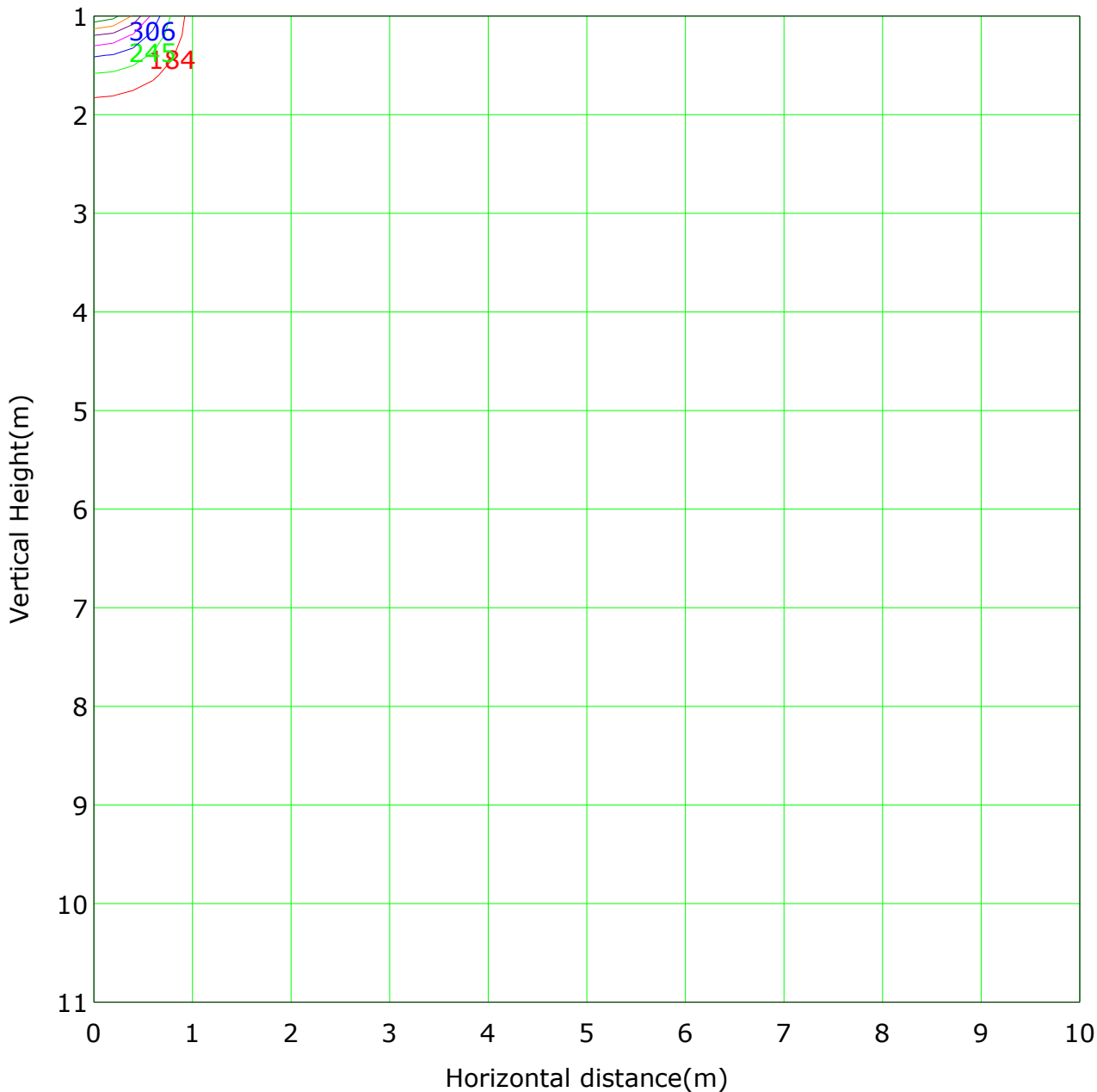
C Plane (°):0.0-360.0: 45.0
Test Lab: Inventfine instruments
Test Type: TYPE C
Temperature: 26
Operator: Jacky tang

Gamma Plane (°):0.0-180.0:1.0
Test Device: GPM-1800B
Distance: 7.970 m
Humidity: 55
Inspector:

Illuminance at a Distance



Vertical IsoLux Plot

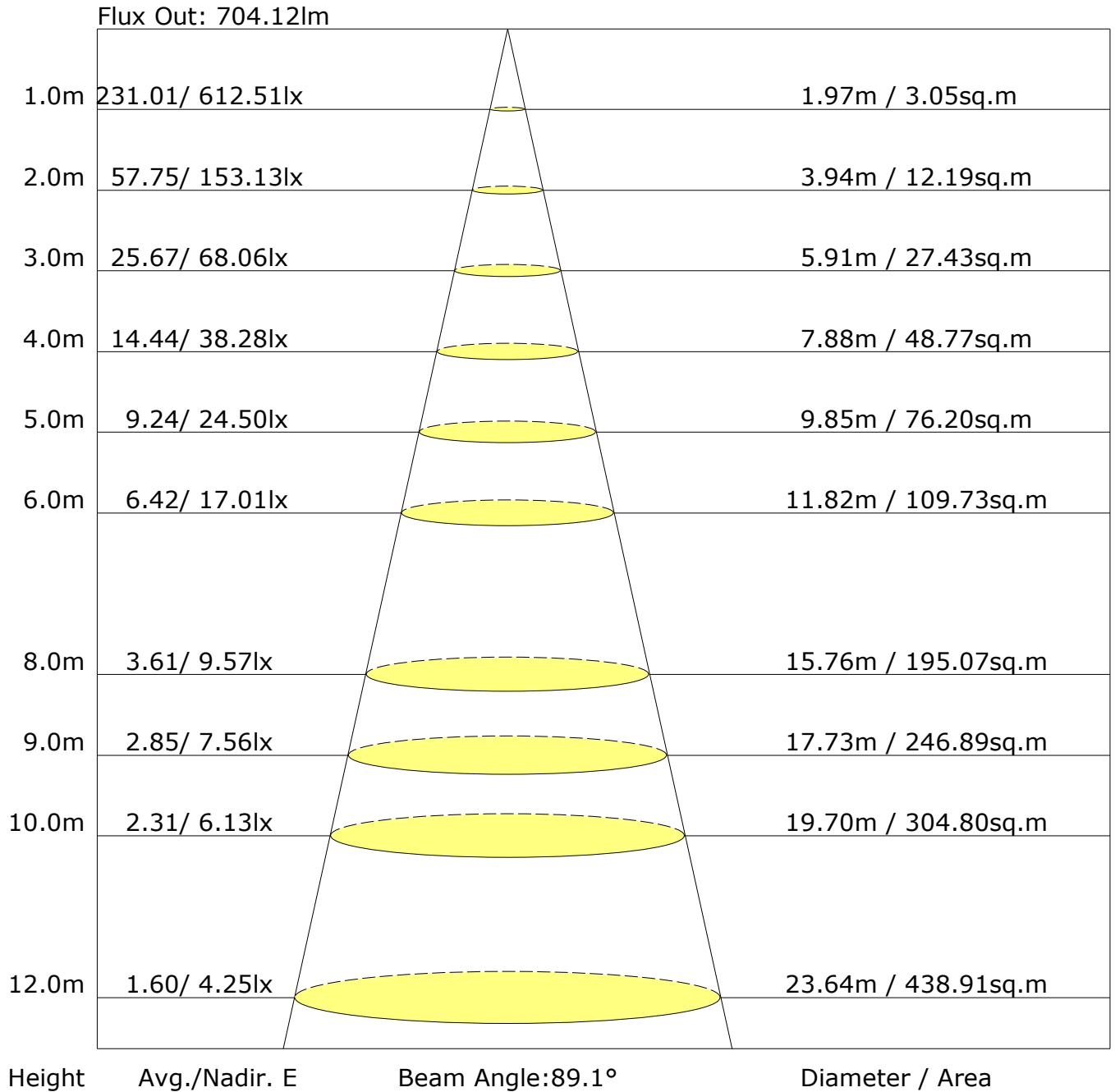


Lowest(m): 1.0m	Highest(m): 11.0m	Max Lux: 612.5 lx
— (30%): 183.8 lx	— (40%): 245.0 lx	
— (50%): 306.3 lx	— (60%): 367.5 lx	
— (70%): 428.8 lx	— (80%): 490.0 lx	
— (90%): 551.3 lx	— (100%): 612.5 lx	
— (120%): 735.0 lx	— (150%): 918.8 lx	

C Plane (°):0.0-360.0: 45.0
Test Lab: Inventfine instruments
Test Type: TYPE C
Temperature: 26
Operator: Jacky tang

Gamma Plane (°):0.0-180.0:1.0
Test Device: GPM-1800B
Distance: 7.970 m
Humidity: 55
Inspector:

The Average Illuminance Effective Figure



UGR Table

Reflectance:										
Ceiling (cavity)	0.7	0.7	0.5	0.5	0.3	0.7	0.7	0.5	0.5	0.3
Wall	0.5	0.3	0.5	0.3	0.3	0.5	0.3	0.5	0.3	0.3
Reference plane	0.2	0.2	0.2	0.2	0.2	0.2	0.2	0.2	0.2	0.2
Room dimensions	Viewed crosswise					Viewed endwise				
X=2H Y=2H	-1.\$	-1.\$	-1.\$	-1.\$	-1.\$	-1.\$	-1.\$	-1.\$	-1.\$	-1.\$
3H	-1.\$	-1.\$	-1.\$	-1.\$	-1.\$	-1.\$	-1.\$	-1.\$	-1.\$	-1.\$
4H	-1.\$	-1.\$	-1.\$	-1.\$	-1.\$	-1.\$	-1.\$	-1.\$	-1.\$	-1.\$
6H	-1.\$	-1.\$	-1.\$	-1.\$	-1.\$	-1.\$	-1.\$	-1.\$	-1.\$	-1.\$
8H	-1.\$	-1.\$	-1.\$	-1.\$	-1.\$	-1.\$	-1.\$	-1.\$	-1.\$	-1.\$
12H	-1.\$	-1.\$	-1.\$	-1.\$	-1.\$	-1.\$	-1.\$	-1.\$	-1.\$	-1.\$
X=4H Y=2H	-1.\$	-1.\$	-1.\$	-1.\$	-1.\$	-1.\$	-1.\$	-1.\$	-1.\$	-1.\$
3H	-1.\$	-1.\$	-1.\$	-1.\$	-1.\$	-1.\$	-1.\$	-1.\$	-1.\$	-1.\$
4H	-1.\$	-1.\$	-1.\$	-1.\$	-1.\$	-1.\$	-1.\$	-1.\$	-1.\$	-1.\$
6H	-1.\$	-1.\$	-1.\$	-1.\$	-1.\$	-1.\$	-1.\$	-1.\$	-1.\$	-1.\$
8H	-1.\$	-1.\$	-1.\$	-1.\$	-1.\$	-1.\$	-1.\$	-1.\$	-1.\$	-1.\$
12H	-1.\$	-1.\$	-1.\$	-1.\$	-1.\$	-1.\$	-1.\$	-1.\$	-1.\$	-1.\$
X=8H Y=4H	-1.\$	-1.\$	-1.\$	-1.\$	-1.\$	-1.\$	-1.\$	-1.\$	-1.\$	-1.\$
6H	-1.\$	-1.\$	-1.\$	-1.\$	-1.\$	-1.\$	-1.\$	-1.\$	-1.\$	-1.\$
8H	-1.\$	-1.\$	-1.\$	-1.\$	-1.\$	-1.\$	-1.\$	-1.\$	-1.\$	-1.\$
12H	-1.\$	-1.\$	-1.\$	-1.\$	-1.\$	-1.\$	-1.\$	-1.\$	-1.\$	-1.\$
X=12H Y=4H	-1.\$	-1.\$	-1.\$	-1.\$	-1.\$	-1.\$	-1.\$	-1.\$	-1.\$	-1.\$
6H	-1.\$	-1.\$	-1.\$	-1.\$	-1.\$	-1.\$	-1.\$	-1.\$	-1.\$	-1.\$
8H	-1.\$	-1.\$	-1.\$	-1.\$	-1.\$	-1.\$	-1.\$	-1.\$	-1.\$	-1.\$
Variations with the observer position at spacings:										
S=1.0H	-1.\$/-1.\$					-1.\$/-1.\$				
S=1.5H	-1.\$/-1.\$					-1.\$/-1.\$				
S=2.0H	-1.\$/-1.\$					-1.\$/-1.\$				

Calculate in accordance with CIE Pub.117. The table is revised with $846lm (8\log(F/F_0) = -0.6)$.

C Plane (°):0.0-360.0: 45.0
Test Lab: Inventfine instruments
Test Type: TYPE C
Temperature: 26
Operator: Jacky tang

Gamma Plane (°):0.0-180.0:1.0
Test Device: GPM-1800B
Distance: 7.970 m
Humidity: 55
Inspector:

Candlepower Table

Unit: cd

G\C	C0.0	C45.0	C90.0	C135.0	C180.0	C225.0	C270.0	C315.0	C360.0	
G0.0	612.5	611.3	611.8	611.8	612.5	611.3	611.8	611.8	612.5	
G1.0	613.1	612.2	611.9	611.6	611.7	610.7	610.7	611.1	613.1	
G2.0	613.0	611.9	611.1	610.5	610.8	609.2	609.7	610.3	613.0	
G3.0	612.1	611.2	609.8	609.9	609.4	608.0	608.4	609.3	612.1	
G4.0	611.5	610.0	608.9	608.7	608.4	606.3	606.3	607.9	611.5	
G5.0	610.1	608.9	607.4	608.3	606.9	604.8	603.5	607.2	610.1	
G6.0	609.0	607.7	605.3	607.3	605.3	602.8	599.9	606.4	609.0	
G7.0	607.6	605.8	602.4	605.8	603.7	600.2	595.0	604.9	607.6	
G8.0	605.4	604.2	598.6	604.0	601.5	596.6	589.5	602.6	605.4	
G9.0	603.4	601.8	593.1	601.1	598.8	591.9	583.3	599.4	603.4	
G10.0	601.2	598.2	586.8	596.9	596.3	587.2	576.8	595.3	601.2	
G11.0	598.7	593.3	579.0	591.7	593.8	581.9	570.2	590.6	598.7	
G12.0	595.9	587.7	571.6	585.4	591.7	575.3	563.0	586.4	595.9	
G13.0	593.6	580.9	564.5	578.2	588.8	568.9	557.4	580.8	593.6	
G14.0	591.2	573.4	555.8	572.0	585.4	562.8	551.7	573.5	591.2	
G15.0	588.1	567.1	547.5	566.2	582.9	557.3	544.3	565.4	588.1	
G16.0	584.4	561.2	538.9	560.5	579.0	550.6	533.3	558.2	584.4	
G17.0	580.6	555.6	529.8	555.2	575.0	543.0	520.8	551.4	580.6	
G18.0	576.6	549.1	519.4	548.7	571.4	533.5	505.1	543.3	576.6	
G19.0	573.0	542.5	508.9	542.0	566.8	522.2	488.8	532.8	573.0	
G20.0	568.3	534.3	496.3	533.9	561.8	509.5	469.0	519.9	568.3	
G21.0	563.4	523.8	481.6	523.8	556.5	495.0	446.8	507.2	563.4	
G22.0	557.4	512.9	463.9	514.3	550.0	482.2	423.4	493.9	557.4	
G23.0	550.7	501.5	446.9	503.3	543.3	469.3	405.9	480.9	550.7	
G24.0	543.2	489.2	429.7	490.6	536.3	456.5	388.8	469.2	543.2	
G25.0	535.3	474.9	411.9	478.4	528.2	443.4	370.7	456.9	535.3	
G26.0	526.1	462.2	396.6	466.5	518.7	435.0	356.9	445.3	526.1	
G27.0	518.0	449.6	381.4	454.7	508.9	425.0	341.8	433.3	518.0	
G28.0	508.8	436.9	369.0	442.6	498.4	414.3	328.0	422.2	508.8	
G29.0	498.7	425.0	355.0	430.8	486.7	400.1	320.0	410.0	498.7	
G30.0	487.6	413.9	343.7	419.8	476.1	385.6	307.7	396.8	487.6	
G31.0	475.9	403.1	331.4	409.5	464.8	370.7	295.7	382.1	475.9	
G32.0	465.0	390.5	317.0	398.0	452.8	355.5	278.3	366.9	465.0	
G33.0	453.2	375.6	298.4	383.6	440.1	340.6	256.8	353.5	453.2	
G34.0	439.9	362.0	276.3	370.6	427.6	325.0	230.1	339.1	439.9	
G35.0	427.8	345.8	249.0	355.6	415.8	310.8	197.5	324.8	427.8	
G36.0	415.2	331.8	213.1	341.4	403.9	297.5	160.1	311.4	415.2	

C Plane (°):0.0-360.0: 45.0
Test Lab: Inventfine instruments
Test Type: TYPE C
Temperature: 26
Operator: Jacky tang

Gamma Plane (°):0.0-180.0:1.0
Test Device: GPM-1800B
Distance: 7.970 m
Humidity: 55
Inspector:

Candlepower Table (Continue 1)

Unit: cd

G\C	C0.0	C45.0	C90.0	C135.0	C180.0	C225.0	C270.0	C315.0	C360.0	
G37.0	401.6	318.9	175.5	328.6	392.4	288.3	122.6	300.2	401.6	
G38.0	389.6	306.8	136.9	317.1	381.7	279.2	90.1	288.2	389.6	
G39.0	377.5	294.9	103.4	304.4	369.3	268.5	62.9	279.4	377.5	
G40.0	365.2	284.5	73.8	294.6	357.8	258.2	45.5	268.3	365.2	
G41.0	352.8	272.6	53.8	284.0	345.7	247.1	34.7	257.4	352.8	
G42.0	340.6	259.5	40.5	271.1	333.9	231.3	26.3	245.9	340.6	
G43.0	329.9	242.6	31.1	256.4	322.5	212.4	24.2	232.4	329.9	
G44.0	317.7	223.8	23.1	240.4	310.2	189.3	22.7	213.8	317.7	
G45.0	304.6	201.8	20.7	220.8	297.0	161.7	18.3	192.6	304.6	
G46.0	292.8	173.0	19.2	194.8	285.3	131.4	13.8	166.6	292.8	
G47.0	279.3	144.0	14.1	167.1	273.4	100.6	11.4	134.4	279.3	
G48.0	267.7	115.1	11.3	137.0	260.7	77.2	10.6	105.4	267.7	
G49.0	255.8	87.9	10.3	105.0	249.0	58.9	9.8	80.8	255.8	
G50.0	242.4	68.1	9.5	80.1	237.8	45.5	9.2	61.5	242.4	
G51.0	230.4	53.0	8.9	60.2	225.4	36.9	8.7	46.6	230.4	
G52.0	218.1	41.8	8.3	45.7	214.5	31.9	8.1	37.5	218.1	
G53.0	206.5	33.8	7.8	35.0	203.0	28.8	7.7	32.2	206.5	
G54.0	194.1	27.9	7.4	27.2	189.4	24.1	7.2	28.7	194.1	
G55.0	182.6	24.9	7.1	22.4	176.3	18.1	6.7	24.4	182.6	
G56.0	168.9	21.6	6.7	19.9	162.6	15.0	6.3	18.8	168.9	
G57.0	155.8	17.3	6.3	16.0	147.5	13.2	6.0	15.3	155.8	
G58.0	142.1	14.2	5.9	12.8	133.9	11.6	5.6	13.4	142.1	
G59.0	127.2	12.4	5.7	10.9	120.7	10.1	5.3	11.8	127.2	
G60.0	114.0	11.0	5.3	9.6	106.4	9.0	4.9	10.4	114.0	
G61.0	101.5	9.6	5.1	8.6	93.8	8.1	4.7	9.3	101.5	
G62.0	88.2	8.6	4.8	7.7	81.8	7.2	4.4	8.3	88.2	
G63.0	76.5	7.8	4.5	6.9	69.1	6.4	4.1	7.4	76.5	
G64.0	65.6	7.0	4.3	6.2	58.1	5.6	3.9	6.6	65.6	
G65.0	55.5	6.3	4.0	5.6	47.6	5.0	3.7	5.9	55.5	
G66.0	45.2	5.7	3.8	5.1	37.1	4.7	3.5	5.3	45.2	
G67.0	36.5	5.3	3.5	4.7	28.2	4.3	3.2	4.9	36.5	
G68.0	28.7	4.9	3.4	4.4	19.7	4.1	3.0	4.6	28.7	
G69.0	20.9	4.6	3.2	4.1	13.6	3.8	2.8	4.3	20.9	
G70.0	15.4	4.3	3.0	3.9	9.3	3.6	2.6	4.1	15.4	
G71.0	10.8	4.0	2.7	3.7	8.1	3.4	2.4	3.8	10.8	
G72.0	9.2	3.8	2.6	3.4	6.5	3.1	2.0	3.5	9.2	
G73.0	7.6	3.6	2.3	3.2	5.8	2.9	2.1	3.3	7.6	

C Plane (°):0.0-360.0: 45.0
 Test Lab: Inventfine instruments
 Test Type: TYPE C
 Temperature: 26
 Operator: Jacky tang

Gamma Plane (°):0.0-180.0:1.0
 Test Device: GPM-1800B
 Distance: 7.970 m
 Humidity: 55
 Inspector:

Candlepower Table (Continue 2)

Unit: cd

G\C	C0.0	C45.0	C90.0	C135.0	C180.0	C225.0	C270.0	C315.0	C360.0	
G74.0	6.7	3.3	2.1	3.0	5.2	2.7	1.9	3.1	6.7	
G75.0	6.0	3.1	2.0	2.8	4.6	2.5	1.8	2.8	6.0	
G76.0	5.4	2.9	1.9	2.5	4.3	2.3	1.6	2.5	5.4	
G77.0	4.8	2.7	1.7	2.3	3.8	2.1	1.5	2.3	4.8	
G78.0	4.4	2.3	1.5	2.1	3.4	1.9	1.4	2.1	4.4	
G79.0	3.9	2.1	1.4	1.9	3.0	1.7	1.2	1.8	3.9	
G80.0	3.5	2.0	1.2	1.6	2.7	1.5	1.1	1.6	3.5	
G81.0	3.0	1.5	1.1	1.4	2.3	1.3	0.9	1.4	3.0	
G82.0	2.7	1.4	0.9	1.1	2.0	1.1	0.8	1.2	2.7	
G83.0	2.3	1.1	0.7	0.9	1.7	1.0	0.7	1.0	2.3	
G84.0	2.0	0.9	0.6	0.7	1.5	0.8	0.6	0.9	2.0	
G85.0	1.7	0.7	0.4	0.6	1.2	0.6	0.5	0.7	1.7	
G86.0	1.4	0.5	0.3	0.4	0.9	0.5	0.3	0.5	1.4	
G87.0	1.1	0.4	0.2	0.2	0.7	0.3	0.2	0.3	1.1	
G88.0	0.8	0.3	0.2	0.2	0.6	0.2	0.3	0.2	0.8	
G89.0	0.7	0.3	0.2	0.2	0.4	0.2	0.1	0.2	0.7	
G90.0	0.5	0.3	0.2	0.2	0.3	0.2	0.2	0.2	0.5	
G91.0	0.3	0.2	0.2	0.2	0.3	0.2	0.1	0.1	0.3	
G92.0	0.4	0.3	0.2	0.2	0.3	0.2	0.2	0.2	0.4	
G93.0	0.4	0.3	0.2	0.2	0.0	0.2	0.2	0.1	0.4	
G94.0	0.4	0.2	0.2	0.2	0.4	0.2	0.2	0.1	0.4	
G95.0	0.4	0.3	0.2	0.2	0.4	0.2	0.2	0.2	0.4	
G96.0	0.4	0.3	0.2	0.2	0.4	0.2	0.2	0.1	0.4	
G97.0	0.4	0.3	0.2	0.2	0.4	0.3	0.2	0.1	0.4	
G98.0	0.5	0.3	0.2	0.2	0.4	0.3	0.2	0.1	0.5	
G99.0	0.5	0.3	0.2	0.2	0.4	0.3	0.2	0.2	0.5	
G100.0	0.6	0.3	0.2	0.3	0.4	0.3	0.2	0.2	0.6	
G101.0	0.6	0.3	0.2	0.3	0.4	0.3	0.2	0.2	0.6	
G102.0	0.7	0.3	0.2	0.3	0.5	0.3	0.2	0.2	0.7	
G103.0	0.7	0.3	0.2	0.3	0.5	0.3	0.2	0.2	0.7	
G104.0	0.7	0.3	0.2	0.3	0.5	0.3	0.2	0.2	0.7	
G105.0	0.8	0.3	0.2	0.4	0.6	0.3	0.2	0.3	0.8	
G106.0	0.8	0.4	0.2	0.4	0.6	0.3	0.2	0.3	0.8	
G107.0	0.9	0.3	0.2	0.4	0.6	0.3	0.2	0.3	0.9	
G108.0	0.9	0.4	0.2	0.4	0.6	0.4	0.2	0.3	0.9	
G109.0	1.0	0.4	0.2	0.4	0.7	0.4	0.2	0.3	1.0	
G110.0	1.0	0.5	0.2	0.5	0.7	0.4	0.2	0.3	1.0	

C Plane (°):0.0-360.0: 45.0
Test Lab: Inventfine instruments
Test Type: TYPE C
Temperature: 26
Operator: Jacky tang

Gamma Plane (°):0.0-180.0:1.0
Test Device: GPM-1800B
Distance: 7.970 m
Humidity: 55
Inspector:

Candlepower Table (Continue 3)

Unit: cd

G\C	C0.0	C45.0	C90.0	C135.0	C180.0	C225.0	C270.0	C315.0	C360.0	
G111.0	1.1	0.5	0.2	0.5	0.7	0.4	0.2	0.4	1.1	
G112.0	1.1	0.6	0.2	0.6	0.8	0.4	0.2	0.4	1.1	
G113.0	1.2	0.6	0.2	0.6	0.8	0.4	0.2	0.4	1.2	
G114.0	1.3	0.6	0.2	0.7	0.9	0.5	0.3	0.4	1.3	
G115.0	1.4	0.7	0.3	0.7	0.9	0.5	0.2	0.5	1.4	
G116.0	1.4	0.7	0.3	0.8	0.9	0.6	0.3	0.6	1.4	
G117.0	1.5	0.8	0.3	0.9	0.9	0.6	0.3	0.5	1.5	
G118.0	1.5	0.9	0.3	0.9	1.0	0.6	0.4	0.6	1.5	
G119.0	1.6	0.9	0.3	0.9	1.0	0.6	0.4	0.6	1.6	
G120.0	1.6	1.0	0.4	1.0	1.1	0.7	0.4	0.7	1.6	
G121.0	1.7	1.0	0.4	1.1	1.1	0.7	0.4	0.7	1.7	
G122.0	1.8	1.1	0.5	1.2	1.1	0.8	0.4	0.7	1.8	
G123.0	1.9	1.2	0.5	1.2	1.2	0.8	0.5	0.8	1.9	
G124.0	2.0	1.3	0.6	1.4	1.3	0.9	0.6	0.8	2.0	
G125.0	2.0	1.4	0.7	1.4	1.3	0.9	0.6	0.9	2.0	
G126.0	2.1	1.4	0.7	1.4	1.4	0.9	0.6	0.9	2.1	
G127.0	2.2	1.5	0.8	1.6	1.4	1.0	0.6	1.0	2.2	
G128.0	2.2	1.6	0.9	1.6	1.5	1.0	0.7	1.0	2.2	
G129.0	2.3	1.6	1.0	1.7	1.6	1.1	0.7	1.1	2.3	
G130.0	2.4	1.7	1.1	1.8	1.6	1.1	0.8	1.1	2.4	
G131.0	2.5	1.8	1.2	1.9	1.7	1.2	0.8	1.2	2.5	
G132.0	2.6	1.9	1.3	1.9	1.8	1.2	0.9	1.2	2.6	
G133.0	2.6	2.0	1.4	2.0	1.8	1.3	1.0	1.3	2.6	
G134.0	2.7	2.0	1.5	2.1	1.9	1.4	1.0	1.3	2.7	
G135.0	2.8	2.1	1.6	2.2	2.0	1.4	1.1	1.4	2.8	
G136.0	2.8	2.2	1.7	2.2	2.0	1.5	1.1	1.4	2.8	
G137.0	2.9	2.3	1.8	2.3	2.0	1.5	1.2	1.5	2.9	
G138.0	3.0	2.4	1.9	2.3	2.1	1.6	1.3	1.6	3.0	
G139.0	3.0	2.5	2.0	2.5	2.2	1.7	1.3	1.6	3.0	
G140.0	3.1	2.6	2.1	2.5	2.3	1.7	1.4	1.7	3.1	
G141.0	3.2	2.6	2.1	2.6	2.3	1.8	1.5	1.7	3.2	
G142.0	3.2	2.7	2.3	2.7	2.3	1.9	1.5	1.8	3.2	
G143.0	3.3	2.8	2.4	2.8	2.4	2.0	1.6	1.8	3.3	
G144.0	3.3	2.8	2.5	2.8	2.5	2.0	1.6	1.9	3.3	
G145.0	3.5	2.9	2.6	3.0	2.5	2.1	1.7	1.9	3.5	
G146.0	3.4	3.0	2.7	3.0	2.6	2.2	1.7	2.0	3.4	
G147.0	3.5	3.0	2.7	3.1	2.6	2.2	1.8	2.0	3.5	

C Plane (°):0.0-360.0: 45.0
Test Lab: Inventfine instruments
Test Type: TYPE C
Temperature: 26
Operator: Jacky tang

Gamma Plane (°):0.0-180.0:1.0
Test Device: GPM-1800B
Distance: 7.970 m
Humidity: 55
Inspector:

Candlepower Table (Continue 4)

Unit: cd

G\C	C0.0	C45.0	C90.0	C135.0	C180.0	C225.0	C270.0	C315.0	C360.0	
G148.0	3.6	3.1	2.8	3.2	2.7	2.3	1.9	2.2	3.6	
G149.0	3.6	3.2	2.9	3.3	2.7	2.3	1.9	2.2	3.6	
G150.0	3.7	3.2	3.0	3.3	2.8	2.4	2.0	2.3	3.7	
G151.0	3.7	3.3	3.1	3.4	2.8	2.5	2.0	2.3	3.7	
G152.0	3.8	3.3	3.2	3.5	2.9	2.6	2.2	2.4	3.8	
G153.0	3.8	3.4	3.2	3.5	3.0	2.6	2.2	2.5	3.8	
G154.0	3.8	3.5	3.3	3.6	3.1	2.7	2.3	2.6	3.8	
G155.0	3.8	3.5	3.4	3.6	3.1	2.7	2.3	2.6	3.8	
G156.0	3.9	3.6	3.5	3.7	3.2	2.8	2.4	2.7	3.9	
G157.0	3.9	3.6	3.5	3.7	3.3	2.9	2.5	2.8	3.9	
G158.0	4.0	3.7	3.6	3.8	3.3	3.0	2.6	2.9	4.0	
G159.0	4.0	3.7	3.7	3.8	3.4	3.1	2.7	3.0	4.0	
G160.0	4.1	3.8	3.8	3.9	3.5	3.2	2.8	3.1	4.1	
G161.0	4.1	3.8	3.8	4.0	3.6	3.3	2.9	3.2	4.1	
G162.0	4.1	3.9	3.8	4.0	3.6	3.3	3.0	3.3	4.1	
G163.0	4.2	4.0	3.9	4.0	3.7	3.5	3.1	3.4	4.2	
G164.0	4.2	4.0	4.0	4.1	3.8	3.5	3.3	3.5	4.2	
G165.0	4.2	4.1	4.0	4.1	3.9	3.6	3.4	3.6	4.2	
G166.0	4.2	4.1	4.0	4.2	3.9	3.7	3.5	3.6	4.2	
G167.0	4.2	4.1	4.1	4.2	4.0	3.8	3.6	3.7	4.2	
G168.0	4.3	4.2	4.2	4.2	4.1	3.9	3.7	3.8	4.3	
G169.0	4.3	4.2	4.2	4.2	4.1	4.0	3.8	3.9	4.3	
G170.0	4.3	4.3	4.2	4.3	4.2	4.1	3.9	4.0	4.3	
G171.0	4.4	4.3	4.3	4.3	4.3	4.1	4.0	4.1	4.4	
G172.0	4.4	4.3	4.3	4.3	4.3	4.2	4.0	4.1	4.4	
G173.0	4.4	4.3	4.3	4.3	4.3	4.2	4.1	4.2	4.4	
G174.0	4.4	4.4	4.3	4.3	4.4	4.3	4.2	4.2	4.4	
G175.0	4.5	4.4	4.3	4.4	4.4	4.3	4.2	4.3	4.5	
G176.0	4.5	4.4	4.3	4.3	4.4	4.3	4.3	4.3	4.5	
G177.0	4.4	4.4	4.4	4.4	4.5	4.4	4.3	4.3	4.4	
G178.0	4.4	4.4	4.4	4.4	4.5	4.4	4.3	4.3	4.4	
G179.0	4.4	4.4	4.4	4.4	4.5	4.4	4.3	4.4	4.4	
G180.0	4.5	4.4	4.3	4.3	3.4	4.4	4.3	4.4	4.5	

C Plane (°):0.0-360.0: 45.0
 Test Lab: Inventfine instruments
 Test Type: TYPE C
 Temperature: 26
 Operator: Jacky tang

Gamma Plane (°):0.0-180.0:1.0
 Test Device: GPM-1800B
 Distance: 7.970 m
 Humidity: 55
 Inspector: